

---

# Heka Documentation

*Release 0.9.2*

**Mozilla**

December 31, 2015



<b>1</b>	<b>hekad</b>	<b>3</b>
<b>2</b>	<b>hekad Command Line Options</b>	<b>5</b>
2.1	Installing . . . . .	5
2.2	Getting Started . . . . .	7
2.3	Configuring hekad . . . . .	25
2.4	Inputs . . . . .	29
2.5	Splitters . . . . .	42
2.6	Decoders . . . . .	45
2.7	Filters . . . . .	61
2.8	Encoders . . . . .	72
2.9	Outputs . . . . .	80
2.10	Monitoring Internal State . . . . .	92
2.11	Extending Heka . . . . .	93
2.12	Heka Message . . . . .	105
2.13	Message Matcher Syntax . . . . .	107
2.14	Sandbox . . . . .	109
2.15	Testing Heka . . . . .	148
2.16	Configuring TLS . . . . .	150
2.17	Changelog . . . . .	152
2.18	Glossary . . . . .	174
2.19	Circular Buffer Graph Annotation (Alerts) . . . . .	174
2.20	JSON Payload Transform . . . . .	177
2.21	Common Sandbox Parameters . . . . .	178
2.22	Logstreamer . . . . .	179
2.23	hekad . . . . .	185
2.24	hekad . . . . .	187
2.25	Inputs . . . . .	187
2.26	Splitters . . . . .	200
2.27	Decoders . . . . .	203
2.28	Filters . . . . .	219
2.29	Encoders . . . . .	230
2.30	Outputs . . . . .	237
2.31	hekad . . . . .	250
<b>3</b>	<b>Indices and tables</b>	<b>253</b>



Heka is an open source stream processing software system developed by [Mozilla](#). Heka is a “Swiss Army Knife” type tool for data processing, useful for a wide variety of different tasks, such as:

- Loading and parsing log files from a file system.
- Accepting `statsd` type metrics data for aggregation and forwarding to upstream time series data stores such as [graphite](#) or [InfluxDB](#).
- Launching external processes to gather operational data from the local system.
- Performing real time analysis, graphing, and anomaly detection on any data flowing through the Heka pipeline.
- Shipping data from one location to another via the use of an external transport (such as AMQP) or directly (via TCP).
- Delivering processed data to one or more persistent data stores.

The following resources are available to those who would like to ask questions, report problems, or learn more:

- Mailing List: <https://mail.mozilla.org/listinfo/heka>
- Issue Tracker: <https://github.com/mozilla-services/heka/issues>
- Github Project: <https://github.com/mozilla-services/heka/>
- IRC: #heka channel on [irc.mozilla.org](#)

Heka is a heavily plugin based system. Common operations such as adding data to Heka, processing it, and writing it out are implemented as plugins. Heka ships with numerous plugins for performing common tasks.

There are six different types of Heka plugins:

#### *Inputs*

Input plugins acquire data from the outside world and inject it into the Heka pipeline. They can do this by reading files from a file system, actively making network connections to acquire data from remote servers, listening on a network socket for external actors to push data in, launching processes on the local system to gather arbitrary data, or any other mechanism.

Input plugins must be written in Go.

#### *Splitters*

Splitter plugins receive the data that is being acquired by an input plugin and slice it up into individual records. They must be written in Go.

#### *Decoders*

Decoder plugins convert data that comes in through the Input plugins to Heka’s internal Message data structure. Typically decoders are responsible for any parsing, deserializing, or extracting of structure from unstructured data that needs to happen.

Decoder plugins can be written entirely in Go, or the core logic can be written in sandboxed Lua code.

#### *Filters*

Filter plugins are Heka’s processing engines. They are configured to receive messages matching certain specific characteristics (using Heka’s [Message Matcher Syntax](#)) and are able to perform arbitrary monitoring, aggregation, and/or processing of the data. Filters are also able to generate new messages that can be reinjected into the Heka pipeline, such as summary messages containing aggregate data, notification messages in cases where suspicious anomalies are detected, or circular buffer data messages that will show up as real time graphs in Heka’s dashboard.

Filters can be written entirely in Go, or the core logic can be written in sandboxed Lua code. It is also possible to configure Heka to allow Lua filters to be dynamically injected into a running Heka instance

without needing to reconfigure or restart the Heka process, nor even to have shell access to the server on which Heka is running.

### *Encoders*

Encoder plugins are the inverse of Decoders. They generate arbitrary byte streams using data extracted from Heka Message structs. Encoders are embedded within Output plugins; Encoders handle the serialization, Outputs handle the details of interacting with the outside world.

Encoder plugins can be written entirely in Go, or the core logic can be written in sandboxed Lua code.

### *Outputs*

Output plugins send data that has been serialized by an Encoder to some external destination. They handle all of the details of interacting with the network, filesystem, or any other outside resource. They are, like Filters, configured using Heka's *Message Matcher Syntax* so they will only receive and deliver messages matching certain characteristics.

Output plugins must be written in Go.

Information about developing plugins in Go can be found in the *Extending Heka* section. Details about using Lua sandboxes for Decoder, Filter, and Encoder plugins can be found in the *Sandbox* section.

---

### hekad

---

The core of the Heka system is the *hekad* daemon. A single *hekad* process can be configured with any number of plugins, simultaneously performing a variety of data gathering, processing, and shipping tasks. Details on how to configure a *hekad* daemon are in the [Configuring \*hekad\*](#) section.





---

## hekad Command Line Options

---

**-version** Output the version number, then exit.

**-config *config\_path*** Specify the configuration file or directory to use; the default is `/etc/hekad.toml`. If *config\_path* resolves to a directory, all files in that directory must be valid TOML files. (See `hekad.config(5)`.)

Contents:

## 2.1 Installing

### 2.1.1 Binaries

*hekad* releases are available on the [Github project releases page](#). Binaries are available for Linux and OSX, with packages for Debian and RPM based distributions.

### 2.1.2 From Source

*hekad* requires a Go work environment to be setup for the binary to be built; this task is automated by the build process. The build script will override the Go environment for the shell window it is executed in. This creates an isolated environment that is intended specifically for building and developing Heka. The build script should be run every time a new shell is opened for Heka development to ensure the correct dependencies are found and being used. To create a working *hekad* binary for your platform you'll need to install some prerequisites. Many of these are standard on modern Unix distributions and all are available for installation on Windows systems.

Prerequisites (all systems):

- CMake 2.8.7 or greater <http://www.cmake.org/cmake/resources/software.html>
- Git <http://git-scm.com/download>
- Go 1.3 or greater <http://golang.org/dl/>
- Mercurial <http://mercurial.selenic.com/wiki/Download>
- Protobuf 2.3 or greater (optional - only needed if `message.proto` is modified) <http://code.google.com/p/protobuf/downloads/list>
- Sphinx (optional - used to generate the documentation) <http://sphinx-doc.org/>
- An internet connection to fetch sub modules

Prerequisites (Unix):

- make
- gcc
- patch
- dpkg (optional)
- rpmbuild (optional)
- packagemaker (optional)

Prerequisites (Windows):

- MinGW <http://sourceforge.net/projects/tdm-gcc/>

### Build Instructions

1. Check out the *heka* repository:

```
git clone https://github.com/mozilla-services/heka
```

2. Run *build* in the *heka* directory

```
cd heka
source build.sh # Unix (or `./build.sh`; must be sourced to properly setup the environment)
build.bat # Windows
```

You will now have a *hekad* binary in the *build/heka/bin* directory.

3. (Optional) Run the tests to ensure a functioning *hekad*.

```
ctest # All, see note
# Or use the makefile target
make test # Unix
mingw32-make test # Windows
```

---

**Note:** In addition to the standard test build target, *ctest* can be called directly providing much greater control over the tests being run and the generated output (see *ctest -help*). i.e., ‘*ctest -R pi*’ will only run the pipeline unit test.

---

### Clean Targets

- *clean-heka* - Use this target any time you change branches or pull from the Heka repository, it will ensure the Go workspace is in sync with the repository tree.
- *clean* - You will never want to use this target (it is autogenerated by *cmake*), it will cause all external dependencies to be re-fetched and re-built. The best way to ‘clean-all’ is to delete the build directory and re-run the *build.sh*(*bat*) script.

### Build Options

There are two build customization options that can be specified during the *cmake* generation process.

- *INCLUDE\_MOZSVC* (bool) Include the Mozilla services plugins (default Unix: true, Windows: false).
- *BENCHMARK* (bool) Enable the benchmark tests (default false)

For example: to enable the benchmark tests in addition to the standard unit tests type ‘*cmake -DBENCHMARK=true ..*’ in the build directory.

### 2.1.3 Building *hekad* with External Plugins

It is possible to extend *hekad* by writing input, decoder, filter, or output plugins in Go (see [Extending Heka](#)). Because Go only supports static linking of Go code, your plugins must be included with and registered into Heka at compile time. The build process supports this through the use of an optional cmake file *{heka root}/cmake/plugin\_loader.cmake*. A cmake function has been provided *add\_external\_plugin* taking the repository type (git, svn, or hg), repository URL, the repository tag to fetch, and an optional list of sub-packages to be initialized.

```
add_external_plugin(git https://github.com/mozilla-services/heka-mozsvc-plugins 6fe574dbd32a21f5
add_external_plugin(git https://github.com/example/path <tag> util filepath)
add_external_plugin(git https://github.com/bellycard/heka-sns-input :local)
# The ':local' tag is a special case, it copies {heka root}/externals/{plugin_name} into the Go
# work environment every time `make` is run. When local development is complete, and the source
# is checked in, the value can simply be changed to the correct tag to make it 'live'.
# i.e. {heka root}/externals/heka-sns-input -> {heka root}/build/heka/src/github.com/bellycard/h
```

The preceding entry clones the *heka-mozsvc-plugins* git repository into the Go work environment, checks out SHA 6fe574dbd32a21f5d5583608a9d2339925edd2a7, and imports the package into *hekad* when *make* is run. By adding an *init()* function in your package you can make calls into *pipeline.RegisterPlugin* to register your plugins with Heka's configuration system.

### 2.1.4 Creating Packages

Installing packages on a system is generally the easiest way to deploy *hekad*. These packages can be easily created after following the above [From Source](#) directions:

1. Run *cpack* to build the appropriate package(s) for the current system:

```
cpack # All
# Or use the makefile target
make package # Unix (no deb, see below)
make deb # Unix (if dpkg is available see below)
mingw32-make package # Windows
```

The packages will be created in the build directory.

**Note:** You will need *rpmbuild* installed to build the rpms.

**See also:**

[Setting up an rpm-build environment](#)

**Note:** For file name convention reasons, deb packages won't be created by running *cpack* or *make package*, even on a Unix machine w/ dpkg installed. Instead, running *source build.sh* on such a machine will generate a Makefile with a separate 'deb' target, so you can run *make deb* to generate the appropriate deb package.

## 2.2 Getting Started

A brand new Heka installation is something of a blank canvas, full of promise but not actually interesting on its own. One of the challenges with a highly flexible tool like Heka is that newcomers can easily become overwhelmed by the wide assortment of features and options, making it difficult to understand exactly how to begin. This document will try to address this issue by taking readers through the process of configuring a *hekad* installation that demonstrates a number of Heka's common use cases, hopefully providing enough context that users will be able to then adjust and extend the given examples to meet their own particular needs.

When we're done our configuration will have Heka performing the following tasks:

- Accepting data from a statsd client over UDP.
- Forwarding aggregated statsd data on to both a Graphite Carbon server and an InfluxDB server.
- Generating a real time graph of a specific set of statsd statistics.
- Loading and parsing a rotating stream of nginx access log files.
- Generating JSON structures representing each request loaded from the Nginx log files and sending them on to an Elasticsearch database cluster.
- Generating a real time graph of the HTTP response status codes of the requests that were recorded in the nginx access logs.
- Performing basic algorithmic anomaly detection on HTTP status code data, sending notification messages via email when such events occur.

But before we dig in to that, let's make sure everything is working by trying out a very simple setup.

## 2.2.1 Simplest Heka Config

One of the simplest Heka configurations possible is one that loads a single file from the local file system and then outputs the contents of that file to stdout. The following is an example of such a configuration:

```
[LogstreamerInput]
log_directory = "/var/log"
file_match = 'auth\.log'

[PayloadEncoder]
append_newlines = false

[LogOutput]
message_matcher = "TRUE"
encoder = "PayloadEncoder"
```

Heka is configured via one or more [TOML](#) format configuration files, each of which is comprised of one or more sections. The configuration above consists of three sections, the first of which specifies a `LogstreamerInput`, Heka's primary mechanism for loading files from the local file system. This one is loading `/var/log/auth.log`, but you can change this to load any other file by editing the `log_directory` setting to point to the folder where the file lives and the `file_match` setting to a regular expression that uniquely matches the filename. Note the single quotes (`'auth\.log'`) around the regular expression; this is TOML's way of specifying a raw string, which means we don't need to escape the regular expression's backslashes like we would with a regular string enclosed by double quotes (`"auth\.log"`).

In most real world cases a `LogstreamerInput` would include a `decoder` setting, which would parse the contents of the file to extract data from the text format and map them onto a Heka message schema. In this case, however, we stick with the default behavior, where Heka creates a new message for each line in the log file, storing the text of the log line as the payload of the Heka message.

The next two sections tell Heka what to do with the messages that the `LogstreamerInput` is generating. The `LogOutput` simply writes data out to the Heka process's stdout. We set `message_matcher = "TRUE"` to specify that this output should capture every single message that flows through the Heka pipeline. The `encoder` setting tells Heka to use the `PayloadEncoder` that we've configured, which extracts the payload from each captured message and uses that as the raw data that the output will send.

To see whether or not you have a functional Heka system, you can create a file called `sanity_check.toml` and paste in the above configuration, adjusting the `LogstreamerInput`'s settings to point to another file if necessary. Then you can run Heka using `hekad -config=/path/to/sanity_check.toml`, and you should see the contents of the log file printed out

to the console. If any new lines are written to the log file that you're loading, Heka will notice and will write them out to stdout in real time.

Note that the LogstreamerInput keeps track of how far it has gotten in a particular file, so if you stop Heka using *ctrl-c* and then restart it you will not see the same data. Heka stores the current location in a "seekjournal" file, at */var/cache/hekad/logstreamer/LogstreamerInput* by default. If you delete this file and then restart Heka you should see it load the entire file from the beginning again.

Congratulations! You've now successfully run Heka with a full, working configuration. But clearly there are much simpler tools to use if all you want to do is write the contents of a log file out to stdout. Now that we've got an initial success under our belt, let's take a deeper dive into a much more complex Heka configuration that actually handles multiple real world use cases.

## 2.2.2 Global Configuration

As mentioned above, Heka is configured using TOML configuration files. Most sections of the TOML configuration contain information relevant to one of Heka's plugins, but there is one section entitled *hekad* which allows you to tweak a number of Heka's *global configuration options*. In many cases the defaults for most of these options will suffice, and your configuration won't need a *hekad* section at all. A few of the options are worth looking at here, however:

- **maxprocs (int, default 1):** This setting corresponds to Go's GOMAXPROCS environment variable. It specifies how many CPU cores the *hekad* process will be allowed to use. The best choice for this setting depends on a number of factors such as the volume of data Heka will be processing, the number of cores on the machine on which Heka is running, and what other tasks the machine will be performing. For dedicated Heka aggregator machines, this should usually be equal to the number of cpu cores available, or perhaps number of cores minus one, while for Heka processes running on otherwise busy boxes one or two is probably a better choice.
- **base\_dir (string, default '/var/cache/hekad' or 'c:\var\cache\hekad'):** In addition to the location of the configuration files, there are two directories that are important to a running *hekad* process. The first of these is called the *base\_dir*, which is a working directory where Heka will be storing information crucial to its functioning, such as seekjournal files to track current location in a log stream, or sandbox filter aggregation data that is meant to survive between Heka restarts. It is of course important that the user under which the *hekad* process is running has write access to the *base\_dir*.
- **share\_dir (string, default '/usr/share/heka' or 'c:\usr\share\heka'):** The second directory important to Heka's functioning is called the *share\_dir*. This is a place where Heka expects to find certain static resources that it needs, such as the HTML/javascript source code used by the dashboard output, or the source code to various Lua based plugins. The user owning the *hekad* process requires read access to this folder, but should not have write access.

It's worth noting that while Heka defaults to expecting to find certain resources in the *base\_dir* and/or the *share\_dir* folders, it is nearly always possible to override the location of a particular resource on a case by case basis in the plugin configuration. For instance, the *filename* option in a SandboxFilter specifies the filesystem path to the Lua source code for that filter. If it is specified as a relative path, the path will be computed relative to the *share\_dir*. If it is specified as an absolute path, the absolute path will be honored.

For our example, we're going to keep the defaults for most global options, but we'll bump the *maxprocs* setting from 1 to 2 so we can get at least some parallel behavior:

```
[hekad]
maxprocs = 2
```

### 2.2.3 Accepting Statsd Data

Once we've got Heka's global settings configured, we're ready to start on the plugins. The first thing we'll tackle is getting Heka set up to accept data from statsd clients. This involves two different plugins, a *Statsd Input* that accepts network connections and parses the received stats data, and a *Stat Accumulator Input* that will accept the data gathered by the StatsdInput, perform the necessary aggregation, and periodically generate 'statmetric' messages containing the aggregated data.

The configuration for these plugins is quite simple:

```
[StatsdInput]

[StatAccumInput]
ticker_interval = 1
emit_in_fields = true
```

These two TOML sections tell Heka that it should include a StatsdInput and a StatAccumInput. The StatsdInput uses the default value for every configuration setting, while the StatAccumInput overrides the defaults for two of its settings. The *ticker\_interval = 1* setting means that the statmetric messages will be generated once every second instead of the default of once every five seconds, while the *emit\_in\_fields = true* setting means that the aggregated stats data will be embedded in the dynamic fields of the generated statmetric messages, in addition to the default of embedding the graphite text format in the message payload.

This probably seems pretty straightforward, but there are actually some subtleties hidden in there that are important to point out. First, it's not immediately obvious, but there is an explicit connection between the two plugins. The StatsdInput has a *stat\_accum\_name* setting, which we didn't need to set because it defaults to 'StatAccumInput'. The following configuration is exactly equivalent:

```
[StatsdInput]
stat_accum_name = "StatAccumInput"

[StatAccumInput]
ticker_interval = 1
emit_in_fields = true
```

The next subtlety to note is that we've used a common piece of Heka config shorthand by embedding both the name *and* the type in the TOML section header. Heka lets you do this as a convenience if you don't need to use a name that is separate from the type. This doesn't have to be the case, it's possible to give a plugin a different name, expressing the type inside the TOML section instead of in its header:

```
[statsd_input]
type = "StatsdInput"
stat_accum_name = "stat_accumulator"

[stat_accumulator]
type = "StatAccumInput"
ticker_interval = 1
emit_in_fields = true
```

The config above is ever so slightly different from the original two, because our plugins now have different name identifiers, but functionally the behavior is identical to the prior versions. Being able to separate a plugin name from its type is important in cases where you want more than one instance of the same plugin type. For instance, you'd use the following configuration if you wanted to have a second StatsdInput listening on port 8126 in addition to the default on port 8125:

```
[statsd_input_8125]
type = "StatsdInput"
stat_accum_name = "stat_accumulator"
```

```
[statsd_input_8126]
type = "StatsdInput"
stat_accum_name = "stat_accumulator"
address = "127.0.0.1:8126"

[stat_accumulator]
type = "StatAccumInput"
ticker_interval = 1
emit_in_fields = true
```

We don't need two StatsdInputs for our example, however, so for simplicity we'll go with the most concise configuration.

## 2.2.4 Forwarding Aggregated Stats Data

Collecting stats alone doesn't actually provide much value, we want to be able to actually see the data that has been gathered. Statsd servers are typically used to aggregate incoming statistics and then periodically deliver the totals to an upstream time series database, usually [Graphite](#), although [InfluxDB](#) is rapidly growing in popularity. For Heka to replace a standalone statsd server it needs to be able to do the same.

To understand how this will work, we need to step back a bit to look at how Heka handles message routing. First, data enters the Heka pipeline through an input plugin. Then it needs to be converted from its original raw format into a message object that Heka knows how to work with. Usually this is done with a decoder plugin, although in the statsd example above instead the StatAccumInput itself is periodically generating statmetric messages.

After the data has been marshaled into one (or more) message(s), the message is handed to Heka's internal message router. The message router will then iterate through all of the registered filter and output plugins to see which ones would like to process the message. Each filter and output provides a *message matcher* to specify which messages it would like to receive. The router hands each message to each message matcher, and if there's a match then the matcher in turn hands the message to the plugin.

To return to our example, we'll start by setting up a *Carbon Output* plugin that knows how to deliver messages to an upstream Graphite *Carbon* server. We'll configure it to receive the statmetric messages generated by the StatAccumInput:

```
[CarbonOutput]
message_matcher = "Type == 'heka.statmetric'"
address = "mycarbonserver.example.com:2003"
protocol = "udp"
```

Any messages that pass through the router with a Type field equal to *heka.statmetric* (which is what the StatAccumOutput emits by default) will be handed to this output, which will in turn deliver it over UDP to the specified carbon server address. This is simple, but it's a fundamental concept. Nearly all communication within Heka happens using Heka message objects being passed through the message router and being matched against the registered matchers.

Okay, so that gets us talking to Graphite. What about InfluxDB? InfluxDB has an extension that allows it to support the graphite format, so we could use that and just set up a second CarbonOutput:

```
[carbon]
type = "CarbonOutput"
message_matcher = "Type == 'heka.statmetric'"
address = "mycarbonserver.example.com:2003"
protocol = "udp"

[influx]
type = "CarbonOutput"
message_matcher = "Type == 'heka.statmetric'"
```

```
address = "myinfluxserver.example.com:2003"
protocol = "udp"
```

A couple of things to note here. First, don't get confused by the *type* = "*CarbonOutput*", which is specifying the type of the **plugin** we are configuring, and the "*Type*" in *message\_matcher* = "*Type* == '*heka.statmetric*'", which is referring to the *Type* field of the **messages** that are passing through the Heka router. They're both called "type", but other than that they are unrelated.

Second, you'll see that it's fine to have more than one output (and/or filter, for that matter) plugin with identical *message\_matcher* settings. The router doesn't care, it will happily give the same message to both of them, and any others that happen to match.

This will work, but it'd be nice to just use the InfluxDB native HTTP API. For this, we can instead use our handy *HttpOutput*:

```
[CarbonOutput]
message_matcher = "Type == 'heka.statmetric'"
address = "mycarbonserver.example.com:2003"
protocol = "udp"

[statmetric_influx_encoder]
type = "SandboxEncoder"
filename = "lua_encoders/statmetric_influx.lua"

[influx]
type = "HttpOutput"
message_matcher = "Type == 'heka.statmetric'"
address = "http://myinfluxserver.example.com:8086/db/stats/series"
encoder = "statmetric_influx_encoder"
username = "influx_username"
password = "influx_password"
```

The *HttpOutput* configuration above will also capture *statmetric* messages, and will then deliver the data over HTTP to the specified address where InfluxDB is listening. But wait! what's all that *statmetric-influx-encoder* stuff? I'm glad you asked...

### 2.2.5 Encoder Plugins

We've already briefly mentioned how, on the way in, raw data needs to be converted into a standard message format that Heka's router, filters, and outputs are able to process. Similarly, on the way out, data must be extracted from the standard message format and serialized into whatever format is required by the destination. This is typically achieved through the use of encoder plugins, which take Heka messages as input and generate as output raw bytes that an output plugin can send over the wire. The *CarbonOutput* doesn't specify an encoder because it assumes that the Graphite data will be in the message payload, where the *StatAccumInput* puts it, but most outputs need an encoder to be specified so they know how to generate their data stream from the messages that are received.

In the InfluxDB example above, you can see that we've defined a *statmetric\_influx\_encoder*, of type *SandboxEncoder*. A "Sandbox" plugin is one where the core logic of the plugin is implemented in Lua and is run in a protected sandbox. Heka has support for *Sandbox Decoder*, *Sandbox Filter*, and *Sandbox Encoder* plugins. In this instance, we're using a *SandboxEncoder* implementation provided by Heka that knows how to extract data from the fields of a *heka.statmetric* message and use that data to generate JSON in a format that will be understood by InfluxDB (see *StatMetric InfluxDB Encoder*).

This separation of concerns between encoder and output plugins allows for a great deal of flexibility. It's easy to write your own *SandboxEncoder* plugins to generate any format needed, allowing the same *HttpOutput* implementation can be used for multiple HTTP-based back ends, rather than needing a separate output plugin for each service. Also, the



same encoder can be used with different outputs. If, for instance, we wanted to write the InfluxDB formatted data to a file system file for later processing, we could use the `statmetric_influx` encoder with a `FileOutput` to do so.

## 2.2.6 Real Time Stats Graph

While both Graphite and InfluxDB provide mechanisms for displaying graphs of the stats data they receive, Heka is also able to provide graphs of this data directly. These graphs will be updated in real time, as the data is flowing through Heka, without the latency of the data store driven graphs. The following config snippet shows how this is done:

```
[stat_graph]
type = "SandboxFilter"
filename = "lua_filters/stat_graph.lua"
ticker_interval = 1
preserve_data = true
message_matcher = "Type == 'heka.statmetric'"

    [stat_graph.config]
    num_rows = 300
    secs_per_row = 1
    stats = "stats.counters.000000.count stats.counters.000001.count stats.counters.000002.count"
    stat_labels = "counter_0 counter_1 counter_2"
    preservation_version = 0

[DashboardOutput]
ticker_interval = 1
```

There's a lot going on in just a short bit of configuration here, so let's consider it one piece at a time to understand what's happening. First, we've got a `stat_graph` config section, which is telling Heka to start up a `SandboxFilter` plugin, a filter plugin with the processing code implemented in Lua. The `filename` option points to a filter implementation that ships with Heka. This *filter implementation* knows how to extract data from `statmetric` messages and store that data in a circular buffer data structure. The `preserve_data` option tells Heka that the all global data in this filter (the circular buffer data, in this case) should be flushed out to disk if Heka is shut down, so it can be reloaded again when Heka is restarted. And the `ticker_interval` option is specifying that our filter will be emitting an output message containing the `cbuf` data back into the router once every second. This message can then be consumed by other filters and/or outputs, such as our `DashboardOutput` which will use it to generate graphs (see next section).

After that we have a `stat_graph.config` section. This isn't specifying a new plugin, this is nested configuration, a subsection of the outer `stat_graph` section. (Note that the section nesting is specified by the use of the `stat_graph.` prefix in the section name; the indentation helps readability, but has no impact on the semantics of the configuration.) The `stat-graph` section configures the `SandboxFilter` and tells it what Lua source code to use, the `stat_graph.config` section is passed *in* to the Lua source code for further customization of the filter's behavior.

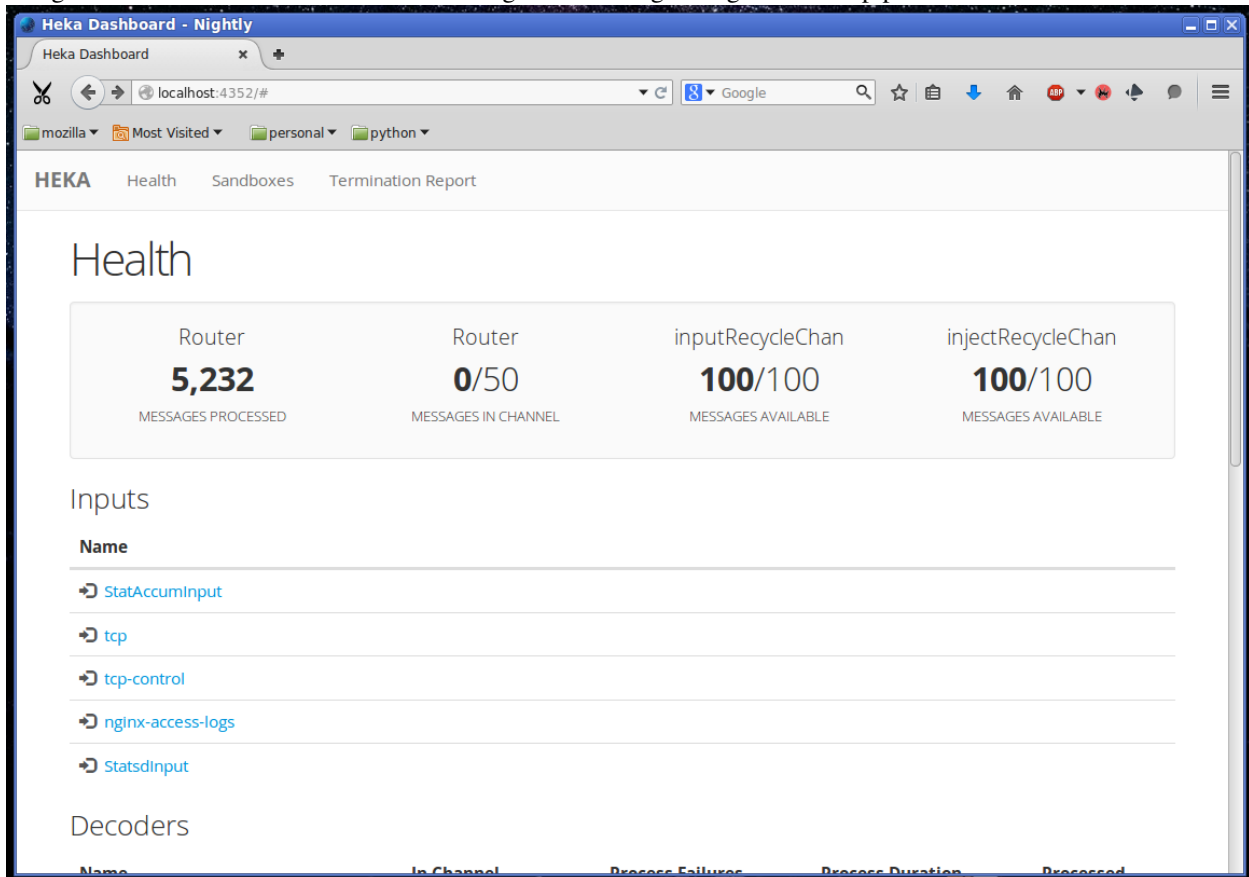
So what is contained in this nested configuration? The first two options, `num_rows` and `secs_per_row`, are configuring the circular buffer data structure that the filter will use to store the stats data. It can be helpful to think of circular buffer data structures as a spreadsheet. Our spreadsheet will have 300 rows, and each row will represent one second of accumulated data, so at any given time we will be holding five minutes worth of stats data in our filter. The next two options, `stats` and `stat_labels`, tell Heka which statistics we want to graph and provide shorter labels for use in the graph legend. Finally the `preservation_version` section allows us to version our data structures. This is needed because our data structures might change. If you let this filter run for a while, gathering data, and then shut down Heka, the 300 rows of circular buffer data will be written to disk. If you then change the `num_rows` setting and try to restart Heka the filter will fail to start, because the 300 row size of the preserved data won't match the new size that you've specified. In this case you would increment the `preservation_version` value from 0 to 1, which will tell Heka that the preserved data is no longer valid and the data structures should be created anew.

## 2.2.7 Heka Dashboard

At this point it's useful to notice that, while the SandboxFilter gathers the data that we're interested in and packages it up in a format that's useful for graphing, it doesn't actually *do* any graphing. Instead, it periodically creates a message of type *heka.sandbox-output*, containing the current circular buffer data, and injects that message back into Heka's message router. This is where the *Dashboard Output* that we've configured comes in.

Heka's DashboardOutput is configured by default to listen for *heka.sandbox-output* messages (along with a few other message types, which we'll ignore for now). When it receives a sandbox output message, it will examine the contents of the message, and if the message contains circular buffer data it will automatically generate a real time graph of that data.

By default, the dashboard UI is available by pointing a web browser at port 4352 of the machine where Heka is running. The first page you'll see is the Health report, which provides an overview of the plugins that are configured, along with some information about how messages are flowing through the Heka pipeline:



... and scrolling further down the page ...

**HEKA** Health Sandboxes Termination Report

### Filters

Name	In Channel	Match Channel	Match Duration	Processed
stat_graph			154 ns	845
sbx-mgr			0 ns	0
CounterFilter			335 ns	

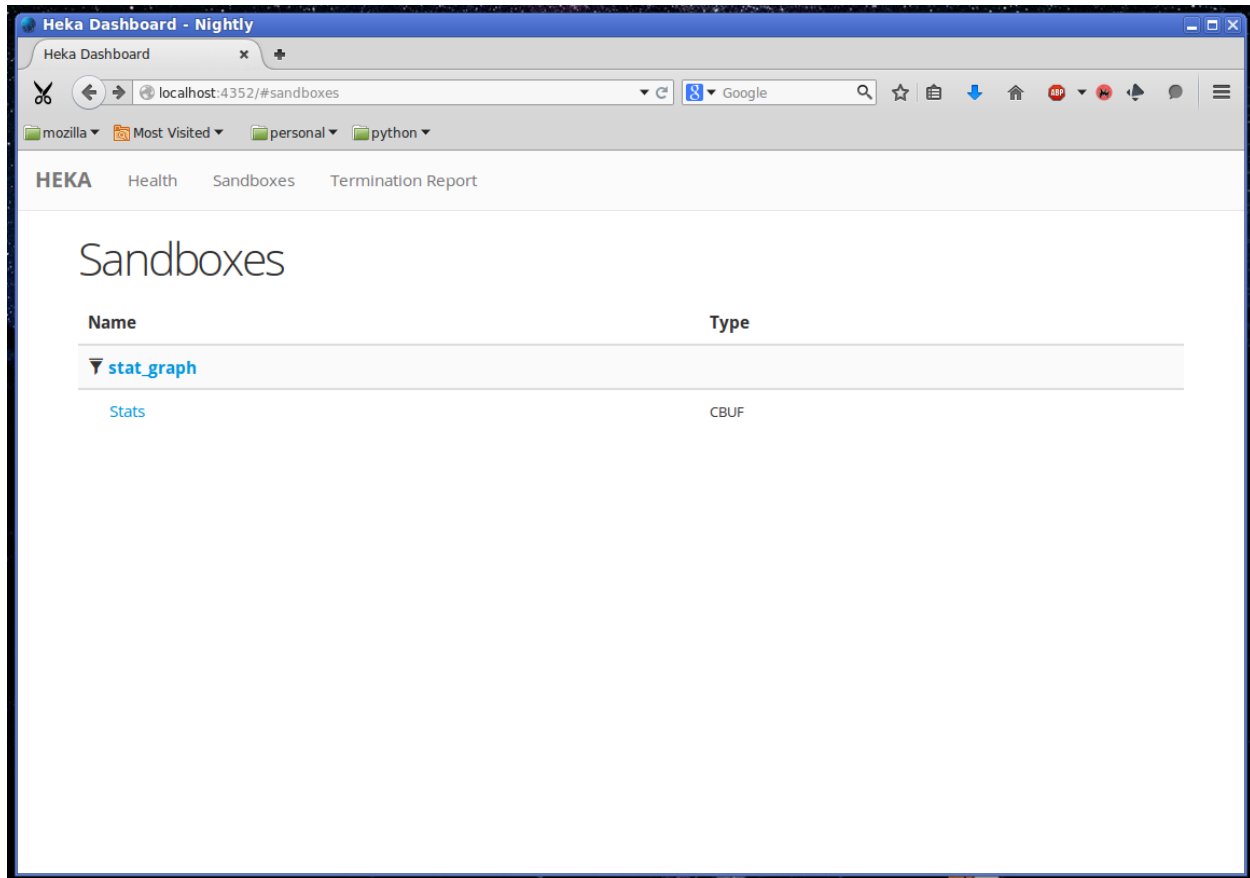
### Outputs

Name	In Channel	Match Channel	Match Duration	Processed
CarbonOutput			158 ns	
LogOutput			145 ns	
DashboardOutput			257 ns	
ElasticSearchOutput			220 ns	

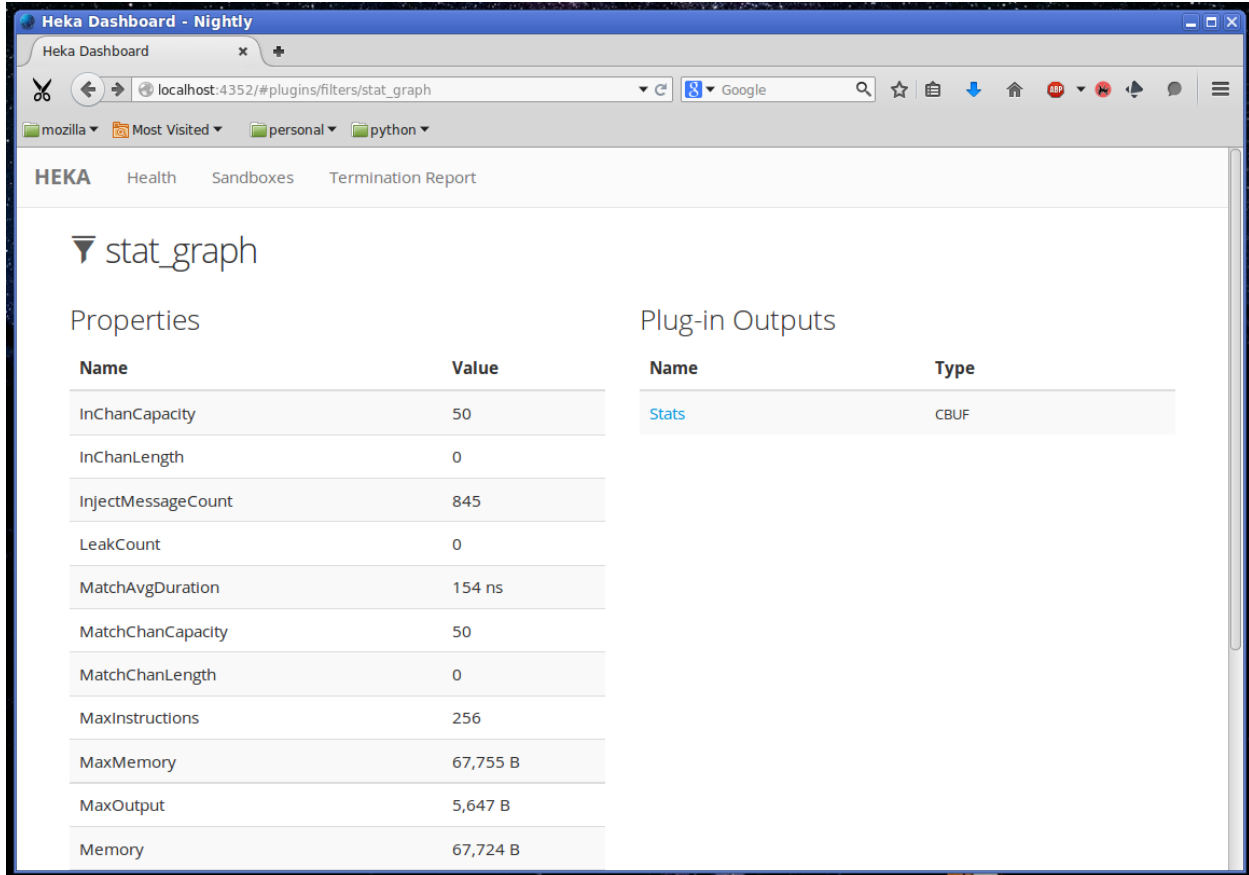
### Encoders

Name	Process Failures	Process Duration	Processed
LogOutput-PayloadEncoder			

In the page header is a *Sandboxes* link, which will take you to a listing of all of the running SandboxFilter plugins, along with a list of the outputs they emit. Clicking on this we can see our *stat\_graph* filter and the *Stats* circular buffer (“CBUF”) output:



If you click on the filter name *stat\_graph*, you'll see a page showing detailed information about the performance of that plugin, including how many messages have been processed, the average amount of time a message matcher takes to match a message, the average amount of time spent processing a message, and more:



The screenshot shows a web browser window titled "Heka Dashboard - Nightly" with the address bar at "localhost:4352/#plugins/filters/stat\_graph". The dashboard has a navigation bar with "HEKA", "Health", "Sandboxes", and "Termination Report". The main content area is titled "stat\_graph" and is divided into two sections: "Properties" and "Plug-in Outputs".

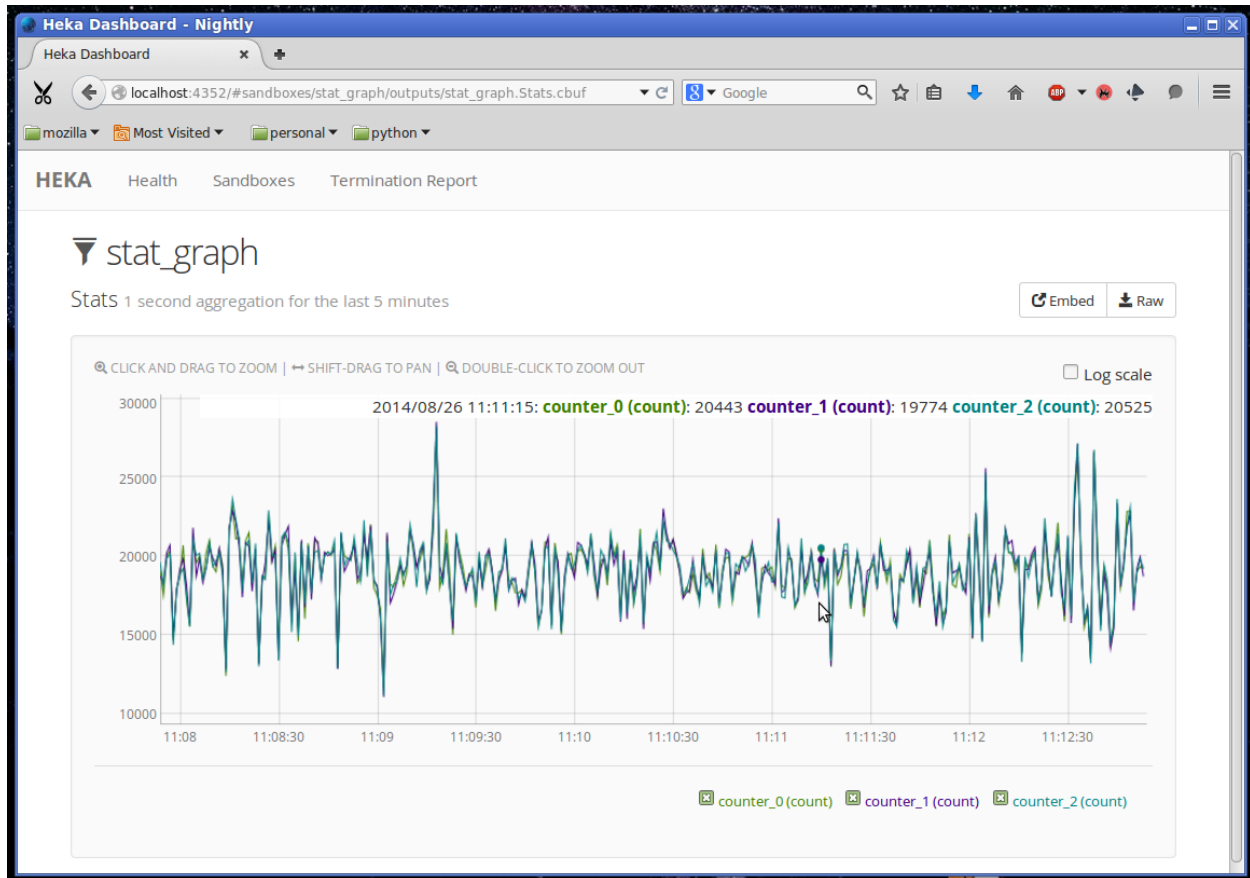
**Properties**

Name	Value
InChanCapacity	50
InChanLength	0
InjectMessageCount	845
LeakCount	0
MatchAvgDuration	154 ns
MatchChanCapacity	50
MatchChanLength	0
MaxInstructions	256
MaxMemory	67,755 B
MaxOutput	5,647 B
Memory	67,724 B

**Plug-in Outputs**

Name	Type
<a href="#">Stats</a>	CBUF

Finally, clicking on the *Stats* link will take us to the actual rendered output, a line graph that updates in real time, showing the values of the specific counter stats that we have specified in our *stat\_graph* SandboxFilter configuration:



Other stats can be added to this graph by adjusting the `stats` and `stat_labels` values for our existing `stat_graph` filter config, although if we do so we'll have to bump the `preservation_version` to tell Heka that the previous data structures are no longer valid. You can create multiple graphs by including additional `SandboxFilter` sections using the same `stat_graph.lua` source code.

It also should be mentioned that, while the `stat_graph.lua` filter we've been using only emits a single output graph, it is certainly possible for a single filter to generate multiple graphs. It's also possible for `SandboxFilters` to emit other types of output, such as raw JSON data, which the `DashboardOutput` will happily serve as raw text. This can be very useful for generating ad-hoc API endpoints based on the data that Heka is processing. Dig in to our [Sandbox](#) documentation to learn more about writing your own Lua filters using our Sandbox API.

## 2.2.8 Loading and Parsing Nginx Log Files

For our next trick, we'll be loading an Nginx HTTP server's access log files and extracting information about each HTTP request logged therein, storing it in a more structured manner in the fields of a Heka message. The first step is telling Heka where it can find the Nginx access log file. Except that the Nginx log typically isn't just a single file, it's a series of files subject to site specific rotation schemes. On the author's Ubuntu-ish system, for instance, the `/var/log/nginx` directory looks like this, at the time of writing:

```
access.log
access.log.1
access.log.2.gz
access.log.3.gz
access.log.4.gz
access.log.5.gz
access.log.6.gz
```

```
access.log.7.gz
access.log.8.gz
access.log.9.gz
error.log
```

This is a common rotation scheme, but there are many others out there. And in cases where many domains are being hosted, there might be several sets of log files, one for each domain, each distinguished from the others by file and/or folder name. Luckily Heka's *LogstreamerInput* provides a mechanism for handling all of these cases and more. The *LogstreamerInput* already has *extensive documentation*, so we won't go into exhaustive detail here, instead we'll show an example config that correctly handles the above case:

```
[nginx_access_logs]
type = "LogstreamerInput"
splitter = "TokenSplitter"
decoder = "nginx_access_decoder"
log_directory = "/var/log/nginx"
file_match = 'access\.log\.?(?P<Index>\d+)?(\.gz)?'
priority = ["^Index"]
```

The *splitter* option above tells Heka that each record will be delimited by a one character token, in this case the default token *n*. If our records were delimited by a different character we could add a *Token Splitter* section specifying an alternate. If a single character isn't sufficient for finding our record boundaries, such as in cases where a record spans multiple lines, we can use a *Regex Splitter* to provide a regular expression that describes the record boundary. The *log\_directory* option tells where the files we're interested in live. The *file\_match* is a regular expression that matches all of the files comprising the log stream. In this case, they all must start with *access.log*, after which they can (optionally) be followed by a dot (*.*), then (optionally, again) one or two digits, then (optionally, one more time) a gzip extension (*.gz*). Any digits that are found are captured as the *Index* match group, and the *priority* option specifies that we use this *Index* value to determine the order of the files. The leading carat character (^) reverses the order of the priority, since in our case lower digits mean newer files.

The *LogstreamerInput* will use this configuration data to find all of the relevant files, then it will start working its way through the entire stream of files from oldest to newest, tracking its progress along the way. If Heka is stopped and restarted, it will pick up where it left off, even if that file was rotated during the time that Heka was down. When it gets to the end of the newest file, it will follow along, loading new lines as they're added, and noticing when the file is rotated so it can hop forward to start loading the newer one.

Which then brings us to the *decoder* option. This tells Heka which decoder plugin the *LogstreamerInput* will be using to parse the loaded log files. The *nginx\_access\_decoder* configuration is as follows:

```
[nginx_access_decoder]
type = "SandboxDecoder"
filename = "lua_decoders/nginx_access.lua"

    [nginx_access_decoder.config]
    log_format = '$remote_addr - $remote_user [$time_local] "$request" $status $body_bytes_sent '
    type = "nginx.access"
```

Some of this should be looking familiar by now. This is a *SandboxDecoder*, which means that it is a decoder plugin with the actual parsing logic implemented in Lua. The outer config section configures the *SandboxDecoder* itself, while the nested section provides additional config information that is passed in to the Lua code.

While it's certainly possible to write your own custom Lua parsing code, in this case we are again using a plugin *provided by Heka*, specifically designed for parsing Nginx access logs. But Nginx doesn't have a single access log format, the exact output is dynamically specified by a *log\_format* directive in the Nginx configuration. Luckily Heka's decoder is quite sophisticated; all you have to do to parse your access log output is copy the appropriate *log\_format* directive out of the Nginx configuration file and paste it into the *log\_format* option in your Heka decoder config, as above, and Heka will use the magic of *LPEG* to dynamically create a grammar that will extract the data from the log

lines and store them in Heka message fields. Finally the *type* option above lets you specify what the Type field should be set to on the messages generated by this decoder.

## 2.2.9 Sending Nginx Data to Elasticsearch

One common use case people are interested in is taking the data extracted from their HTTP server logs and sending it on to [ElasticSearch](#), often so they can peruse that data using dashboards generated by the excellent dashboard creation tool [Kibana](#). We've handled loading and parsing the information with our input and decoder configuration above, now let's look at the other side with the following output and encoder settings:

```
[ESJsonEncoder]
es_index_from_timestamp = true
type_name = "%{Type}"

[ElasticSearchOutput]
server = "elasticsearch.example.com:9200"
message_matcher = "Type == 'nginx.access'"
encoder = "ESJsonEncoder"
flush_interval = 50
```

Working backwards, we'll first look at the *ElasticSearch Output* configuration. The *server* setting indicates where ElasticSearch is listening. The *message\_matcher* tells us we'll be catching messages with a Type value of *nginx.access*, which you'll recall was set in the decoder configuration we discussed above. The *flush\_interval* setting specifies that we'll be batching our records in the output and flushing them out to ElasticSearch every 50 milliseconds.

Which leaves us with the *encoder* setting, and the corresponding *ElasticSearch JSON Encoder* section. The ElasticSearchOutput uses ElasticSearch's [Bulk API](#) to tell ElasticSearch how the documents should be indexed, which means that each document insert consists of a small JSON object satisfying the Bulk API followed by another JSON object containing the document itself. At the time of writing, Heka provides three encoders that will extract data from a Heka message and generate an appropriate Bulk API header, the *ElasticSearch JSON Encoder* we use above, which generates a clean document schema based on the schema of the message that is being encoded; the *ElasticSearch Logstash V0 Encoder*, which uses the "v0" schema format defined by [Logstash](#) (specifically intended for HTTP request data, natively supported by Kibana), and the *ElasticSearch Payload Encoder*, which assumes that the message payload will already contain a fully formed JSON document ready for sending to ElasticSearch, and just prepends the necessary Bulk API segment.

In our *ESJsonEncoder* section, we're mostly adhering to the default settings. By default, this decoder inserts documents into an ElasticSearch index based on the current date: *heka-YYYY.MM.DD* (spelled as *heka-%{2006.01.02}* in the config). The *es\_index\_from\_timestamp = true* option tells Heka to use the timestamp from the message when determining the date to use for the index name, as opposed to the default behavior which uses the system clock's current time as the basis. The *type* option tells Heka what ElasticSearch record type should be used for each record. This option supports interpolation of various values from the message object; in the example above the message's Type field will be used as the ElasticSearch record type name.

## 2.2.10 Generating HTTP Status Code Graphs

ElasticSearch and Kibana provide a number of nice tools for graphing and querying the HTTP request data that is being parsed from our Nginx logs but, as with the stats data above, it would be nice to get real time graphs of some of this data directly from Heka. As you might guess, Heka already provides plugins specifically for this purpose:

```
[http_status]
type = "SandboxFilter"
filename = "lua_filters/http_status.lua"
ticker_interval = 1
preserve_data = true
```



```
message_matcher = "Type == 'nginx.access'"

    [http_status.config]
    sec_per_row = 1
    rows = 1800
    perservation_version = 0
```

As mentioned earlier, graphing in Heka is accomplished through the cooperation of a filter which emits messages containing circular buffer data, and the DashboardOutput which consumes those messages and displays the data on a graph. We already configured a DashboardOutput earlier, so now we just need to add a filter that catches the *nginx.access* messages and aggregates the data into a circular buffer.

Heka has a standard message format that it uses for data that represents a single HTTP request, used by the Nginx access log decoder that is parsing our log files. In this format, the status code of the HTTP response is stored in a dynamic message field called, simply, *status*. The above filter will create a circular buffer data structure to store these response status codes in 6 columns: 100s, 200s, 300s, 400s, 500s, and unknown. Similar to before, the nested configuration tells the filter how many rows of data to keep in the circular buffer and how many seconds of data each row should represent. It also gives us a *preservation\_version* so we can flag when the data structures have changed.

Once we add this section to our configuration and restart hekad, we should be able to browse to the dashboard UI and be able to find a graph of the various response status categories that are extracted from our HTTP server logs.

## 2.2.11 Anomaly Detection

We're getting close to the end of our journey. All of the data that we want to gather is now flowing through Heka, being delivered to external data stores for off line processing and analytics, and being displayed in real time graphs by Heka's dashboard. The only remaining behavior we're going to activate is anomaly detection, and the generation of notifiers based on anomalous events being detected. We'll start by looking at the anomaly detection piece.

We've already discussed how Heka uses a [circular buffer library](#) to track time series data and generate graphs in the dashboard. Well it turns out that the [anomaly detection](#) features that Heka provides make use of the same circular buffer library.

Under the hood, how it works is that you provide an "anomaly config", which is a string that looks something like a programming function call. The anomaly config specifies which anomaly detection algorithm should be used. Algorithms currently supported by Heka are a standard deviation rate of change test, and both parametric (i.e. Gaussian) and non-parametric [Mann-Whitney-Wilcoxon](#) tests. Included in the anomaly config is information about which column in a circular buffer data structure we want to monitor for anomalous behavior. Later, the parsed anomaly config is passed in to the detection module's *detect* function, along with a populated circular buffer data structure, and the circular buffer data will be analyzed using the specified algorithm.

Luckily, for our use cases, you don't have to worry too much about all of the details of using the anomaly detection library, because the SandboxFilters we've been using have already taken care of the hard parts. All we need to do is create an anomaly config string and add that to our config sections. For instance, here's an example of how we might monitor our HTTP response status codes:

```
[http_status]
type = "SandboxFilter"
filename = "lua_filters/http_status.lua"
ticker_interval = 1
preserve_data = true
message_matcher = "Type == 'nginx.access'"

    [http_status.config]
    sec_per_row = 1
    rows = 1800
```

```
perservation_version = 0
anomaly_config = 'roc("HTTP Status", 2, 15, 0, 1.5, true, false) mww_nonparametric("HTTP Stat
```

Everything is the same as our earlier configuration, except we've added an *anomaly\_config* setting. There's a lot in there, so we'll examine it a piece at a time. The first thing to notice is that there are actually two anomaly configs specified. You can add as many as you'd like. They're space delimited here for readability, but that's not strictly necessary, the parentheses surrounding the config parameters are enough for Heka to identify them. Next we'll dive into the configurations, each in turn.

The first anomaly configuration by itself looks like this:

```
roc("HTTP Status", 2, 15, 0, 1.5, true, false)
```

The *roc* portion tells us that this config is using the rate of change algorithm. Each algorithm has its own set of parameters, so the values inside the parentheses are those that are required for a rate of change calculation. The first argument is *payload\_name*, which needs to correspond to the *payload\_name* value used when the message is injected back into Heka's message router, which is "HTTP Status" in the case of this filter.

The next argument is the circular buffer column that we should be watching. We're specifying column 2 here, which a quick peek at the *http\_status.lua* [source code](#) will show you is the column where we're tracking 200 status codes. The next value specifies how many intervals (i.e. circular buffer rows) should we use in our analysis window. We've said 15, which means that we'll be examining the rate of change between the values in two 15 second intervals. Specifically, we'll be comparing the data in rows 2 through 16 to the data in rows 17 through 31 (we always throw out the current row because it might not yet be complete).

After that we specify the number of intervals to use in our historical analysis window. Our setting of 0 means we're using the entire history, rows 32 through 1800. This is followed by the standard deviation threshold parameter, which we've set to 1.5. So, put together, we're saying if the rate of change of the number of 200 status responses over the last two 15 second intervals is more than 1.5 standard deviations off from the rate of change over the 29 minutes before that, then an anomaly alert should be triggered.

The last two parameters here are boolean values. The first of these is whether or not an alert should be fired in the event that we stop receiving input data (we're saying yes), the second whether or not an alert should be fired if we start receiving data again after a gap (we're saying no).

That's the first one, now let's look at the second:

```
mww_nonparametric("HTTP Status", 5, 15, 10, 0.8)
```

The *mww\_nonparametric* tells us, as you might guess, that this config will be using the Mann-Whitney-Wilcoxon non-parametric algorithm for these computations. This algorithm can be used to identify similarities (or differences) between multiple data sets, even when those data sets have a non- Gaussian distribution, such as cases where the set of data points is sparse.

The next argument tells us what column we'll be looking at. In this case we're using column 5, which is where we store the 500 range status responses, or server errors. After that is the number of intervals to use in a analysis window (15), followed by the number of analysis windows to compare (10). In this case, that means we'll be examining the last 15 seconds, and comparing what we find there with the 10 prior 15 second windows, or the 150 previous seconds.

The final argument is called *pstat*, which is a floating point value between 0 and 1. This tells us what type of data changes we're going to be looking for. Anything over a 0.5 means we're looking for an increasing trend, anything below 0.5 means we're looking for a decreasing trend. We've set this to 0.8, which is clearly in the increasing trend range.

So, taken together, this anomaly config means that we're going to be watching the last 15 seconds to see whether there is an anomalous spike in server errors, compared to the 10 intervals immediately prior. If we do detect a sizable spike in server errors, we consider it an anomaly and an alert will be generated.

In this example, we've only specified anomaly detection on our HTTP response status monitoring, but the *anomaly\_config* option is also available to the stat graph filter, so we could apply similar monitoring to any of the

statsd data that is contained in our statmetric messages.

## 2.2.12 Notifications

But what do we mean, exactly, when we say that detecting an anomaly will generate an alert? As with nearly everything else in Heka, what we're really saying is that a message will be injected into the message router, which other filter and output plugins are then able to listen for and use as a trigger for action.

We won't go into detail here, but along with the anomaly detection module Heka's Lua environment provides an *alert module* that generates alert messages (with throttling, to make sure hundreds of alerts in rapid succession don't actually generate hundreds of separate notifications) and an *annotation module* that causes the dashboard to apply annotations to the graphs based on our circular buffer data. Both the http status and stat graph filters make use of both of these, so if you specify anomaly configs for either of those filters, output graphs will be annotated and alert messages will be generated when anomalies are detected.

Alert messages aren't of much use if they're just flowing through Heka's message router and nothing is listening for them, however. So let's set up an SmtplibOutput that will listen for the alert messages, sending emails when they come through:

```
[alert_smtp_encoder]
type = "SandboxEncoder"
filename = "lua_encoders/alert.lua"

[SmtplibOutput]
message_matcher = "Type == 'heka.sandbox-output' && Fields[payload_type] == 'alert'"
encoder = "alert_smtp_encoder"
send_from = "heka@example.com"
send_to = ["alert_recipient@example.com"]
auth = "Plain"
user = "smtpuser"
password = "smtpassword"
host = "127.0.0.1:25"
```

First we specify an encoder, using a *very simple encoder implementation* provided by Heka which extracts the timestamp, hostname, logger, and payload from the message and emits those values in a text format. Then we add the output itself, listening for any alert messages that are emitted by any of our SandboxFilter plugins, using the encoder to format the message body, and sending an outgoing mail message through the SMTP server as specified by the other configuration options.

And that's it! We're now generating email notifiers from our anomaly detection alerts.

## 2.2.13 Tying It All Together

Here's what our full config looks like if we put it all together into a single file:

```
[hekad]
maxprocs = 2

[StatsdInput]

[StatAccumInput]
ticker_interval = 1
emit_in_fields = true

[CarbonOutput]
message_matcher = "Type == 'heka.statmetric'"
address = "mycarbonserver.example.com:2003"
```

```
protocol = "udp"

[statmetric-influx-encoder]
type = "SandboxEncoder"
filename = "lua_encoders/statmetric_influx.lua"

[influx]
type = "HttpOutput"
message_matcher = "Type == 'heka.statmetric'"
address = "http://myinfluxserver.example.com:8086/db/stats/series"
encoder = "statmetric-influx-encoder"
username = "influx_username"
password = "influx_password"

[stat_graph]
type = "SandboxFilter"
filename = "lua_filters/stat_graph.lua"
ticker_interval = 1
preserve_data = true
message_matcher = "Type == 'heka.statmetric'"

    [stat_graph.config]
    num_rows = 300
    secs_per_row = 1
    stats = "stats.counters.000000.count stats.counters.000001.count stats.counters.000002.count"
    stat_labels = "counter_0 counter_1 counter_2"
    preservation_version = 0

[DashboardOutput]
ticker_interval = 1

[nginx_access_logs]
type = "LogstreamerInput"
splitter = "TokenSplitter"
decoder = "nginx_access_decoder"
log_directory = "/var/log/nginx"
file_match = 'access\\.log\\.?(?P<Index>\\d+)?\\.gz)?'
priority = ["^Index"]

[nginx_access_decoder]
type = "SandboxDecoder"
script_type = "lua"
filename = "lua_decoders/nginx_access.lua"

    [nginx_access_decoder.config]
    log_format = '$remote_addr - $remote_user [$time_local] "$request" $status $body_bytes_sent '
    type = "nginx.access"

[ESJsonEncoder]
es_index_from_timestamp = true
type_name = "%{Type}"

[ElasticSearchOutput]
message_matcher = "Type == 'nginx.access'"
encoder = "ESJsonEncoder"
flush_interval = 50

[http_status]
```

```

type = "SandboxFilter"
filename = "lua_filters/http_status.lua"
ticker_interval = 1
preserve_data = true
message_matcher = "Type == 'nginx.access'"

    [http_status.config]
    sec_per_row = 1
    rows = 1440
    perservation_version = 0
    anomaly_config = 'roc("HTTP Status", 2, 15, 0, 1.5, true, false) mww_nonparametric("HTTP Stat

[alert_smtp_encoder]
type = "SandboxEncoder"
filename = "lua_encoders/alert.lua"

[SmtpOutput]
message_matcher = "Type == 'heka.sandbox-output' && Fields[payload_type] == 'alert'"
encoder = "alert_smtp_encoder"
send_from = "heka@example.com"
send_to = ["alert_recipient@example.com"]
auth = "Plain"
user = "smtpuser"
password = "smtpassword"
host = "127.0.0.1:25"

```

This isn't too terribly long, but even so it might be nice to break it up into smaller pieces. Heka supports the use of a directory instead of a single file for configuration; if you specify a directory all files ending with `.toml` will be merged together and loaded as a single configuration, which is preferable for more complex deployments.

This example is not in any way meant to be an exhaustive list of Heka's features. Indeed, we've only just barely scratched the surface. Hopefully, though, it gives those of you who are new to Heka enough context to understand how the pieces fit together, and it can be used as a starting point for developing configurations that will meet your own needs. If you have questions or need assistance getting things going, please make use of the [mailing list](#), or use an IRC client to come visit in the `#heka` channel on `irc.mozilla.org`.

## 2.3 Configuring hekad

A hekad configuration file specifies what inputs, splitters, decoders, filters, encoders, and outputs will be loaded. The configuration file is in [TOML](#) format. TOML looks very similar to INI configuration formats, but with slightly more rich data structures and nesting support.

If hekad's config file is specified to be a directory, all contained files with a filename ending in `".toml"` will be loaded and merged into a single config. Files that don't end with `".toml"` will be ignored. Merging will happen in alphabetical order, settings specified later in the merge sequence will win conflicts.

The config file is broken into sections, with each section representing a single instance of a plugin. The section name specifies the name of the plugin, and the `"type"` parameter specifies the plugin type; this must match one of the types registered via the `pipeline.RegisterPlugin` function. For example, the following section describes a plugin named `"tcp:5565"`, an instance of Heka's plugin type `"TcpInput"`:

```

[tcp:5565]
type = "TcpInput"
splitter = "HekaFramingSplitter"
decoder = "ProtobufDecoder"
address = ":5565"

```

If you choose a plugin name that also happens to be a plugin type name, then you can omit the “type” parameter from the section and the specified name will be used as the type. Thus, the following section describes a plugin named “TcpInput”, also of type “TcpInput”:

```
[TcpInput]
address = ":5566"
splitter = "HekaFramingSplitter"
decoder = "ProtobufDecoder"
```

Note that it’s fine to have more than one instance of the same plugin type, as long as their configurations don’t interfere with each other.

Any values other than “type” in a section, such as “address” in the above examples, will be passed through to the plugin for internal configuration (see [Plugin Configuration](#)).

If a plugin fails to load during startup, hekad will exit at startup. When hekad is running, if a plugin should fail (due to connection loss, inability to write a file, etc.) then hekad will either shut down or restart the plugin if the plugin supports restarting. When a plugin is restarting, hekad will likely stop accepting messages until the plugin resumes operation (this applies only to filters/output plugins).

Plugins specify that they support restarting by implementing the Restarting interface (see [Restarting Plugins](#)). Plugins supporting Restarting can have *their restarting behavior configured*.

An internal diagnostic runner runs every 30 seconds to sweep the packs used for messages so that possible bugs in heka plugins can be reported and pinned down to a likely plugin(s) that failed to properly recycle the pack.

### 2.3.1 Global configuration options

You can optionally declare a *[hekad]* section in your configuration file to configure some global options for the heka daemon.

Config:

- **cpuprof (string *output\_file*):** Turn on CPU profiling of hekad; output is logged to the *output\_file*.
- **max\_message\_loops (uint):** The maximum number of times a message can be re-injected into the system. This is used to prevent infinite message loops from filter to filter; the default is 4.
- **max\_process\_inject (uint):** The maximum number of messages that a sandbox filter’s ProcessMessage function can inject in a single call; the default is 1.
- **max\_process\_duration (uint64):** The maximum number of nanoseconds that a sandbox filter’s ProcessMessage function can consume in a single call before being terminated; the default is 100000.
- **max\_timer\_inject (uint):** The maximum number of messages that a sandbox filter’s TimerEvent function can inject in a single call; the default is 10.
- **max\_pack\_idle (string):** A time duration string (e.x. “2s”, “2m”, “2h”) indicating how long a message pack can be ‘idle’ before its considered leaked by heka. If too many packs leak from a bug in a filter or output then heka will eventually halt. This setting indicates when that is considered to have occurred.
- **maxprocs (int):** Enable multi-core usage; the default is 1 core. More cores will generally increase message throughput. Best performance is usually attained by setting this to 2 x (number of cores). This assumes each core is hyper-threaded.
- **memprof (string *output\_file*):** Enable memory profiling; output is logged to the *output\_file*.
- **poolsize (int):** Specify the pool size of maximum messages that can exist. Default is 100.
- **plugin\_chansize (int):** Specify the buffer size for the input channel for the various Heka plugins. Defaults to 30.

- **base\_dir (string):** Base working directory Heka will use for persistent storage through process and server restarts. The hekad process must have read and write access to this directory. Defaults to `/var/cache/hekad` (or `c:\var\cache\hekad` on Windows).
- **share\_dir (string):** Root path of Heka's "share directory", where Heka will expect to find certain resources it needs to consume. The hekad process should have read-only access to this directory. Defaults to `/usr/share/heka` (or `c:\usr\share\heka` on Windows).

New in version 0.6.

- **sample\_denominator (int):** Specifies the denominator of the sample rate Heka will use when computing the time required to perform certain operations, such as for the ProtobufDecoder to decode a message, or the router to compare a message against a message matcher. Defaults to 1000, i.e. duration will be calculated for one message out of 1000.

New in version 0.6.

- **pid\_file (string):** Optionally specify the location of a pidfile where the process id of the running hekad process will be written. The hekad process must have read and write access to the parent directory (which is not automatically created). On a successful exit the pidfile will be removed. If the path already exists the contained pid will be checked for a running process. If one is found, the current process will exit with an error.

New in version 0.9.

- **hostname (string):** Specifies the hostname to use whenever Heka is asked to provide the local host's hostname. Defaults to whatever is provided by Go's `os.Hostname()` call.
- **max\_message\_size (uint32):** The maximum size (in bytes) of message can be sent during processing. Defaults to 64KiB.

## 2.3.2 Example hekad.toml file

```
[hekad]
maxprocs = 4

# Heka dashboard for internal metrics and time series graphs
[Dashboard]
type = "DashboardOutput"
address = ":4352"
ticker_interval = 15

# Email alerting for anomaly detection
[Alert]
type = "SmtplibOutput"
message_matcher = "Type == 'heka.sandbox-output' && Fields[payload_type] == 'alert'"
send_from = "acme-alert@example.com"
send_to = ["admin@example.com"]
auth = "Plain"
user = "smtp-user"
password = "smtp-pass"
host = "mail.example.com:25"
encoder = "AlertEncoder"

# User friendly formatting of alert messages
[AlertEncoder]
type = "SandboxEncoder"
filename = "lua_encoders/alert.lua"
```

```
# Nginx access log reader
[AcmeWebserver]
type = "LogstreamerInput"
log_directory = "/var/log/nginx"
file_match = 'access\.log'
decoder = "CombinedNginxDecoder"

# Nginx access 'combined' log parser
[CombinedNginxDecoder]
type = "SandboxDecoder"
filename = "lua_decoders/nginx_access.lua"

    [CombinedNginxDecoder.config]
    user_agent_transform = true
    user_agent_conditional = true
    type = "combined"
    log_format = '$remote_addr - $remote_user [$time_local] "$request" $status $body_bytes_sent "$http'

# Collection and visualization of the HTTP status codes
[AcmeHTTPStatus]
type = "SandboxFilter"
filename = "lua_filters/http_status.lua"
ticker_interval = 60
preserve_data = true
message_matcher = "Logger == 'AcmeWebserver'"

    # rate of change anomaly detection on column 1 (HTTP 200)
    [AcmeHTTPStatus.config]
    anomaly_config = 'roc("HTTP Status", 1, 15, 0, 1.5, true, false)'
```

### 2.3.3 Using Environment Variables

If you wish to use environmental variables in your config files as a way to configure values, you can simply use `%ENV[VARIABLE_NAME]` and the text will be replaced with the value of the environmental variable `VARIABLE_NAME`.

Example:

```
[AMQPInput]
url = "amqp://%ENV[USER]:%ENV[PASSWORD]@rabbitmq/"
exchange = "testout"
exchangeType = "fanout"
```

### 2.3.4 Configuring Restarting Behavior

Plugins that support being restarted have a set of options that govern how the restart is handled. If preferred, the plugin can be configured to not restart at which point hekad will exit, or it could be restarted only 100 times, or restart attempts can proceed forever.

Adding the restarting configuration is done by adding a config section to a plugin's configuration called *retries*. A small amount of jitter will be added to the delay between restart attempts.

Config:

- **max\_jitter (string):** The longest jitter duration to add to the delay between restarts. Jitter up to 500ms by default is added to every delay to ensure more even restart attempts over time.



- **max\_delay (string):** The longest delay between attempts to restart the plugin. Defaults to 30s (30 seconds).
- **delay (string):** The starting delay between restart attempts. This value will be the initial starting delay for the exponential back-off, and capped to be no larger than the *max\_delay*. Defaults to 250ms.
- **max\_retries (int):** Maximum amount of times to attempt restarting the plugin before giving up and exiting the plugin. Use 0 for no retry attempt, and -1 to continue trying forever (note that this will cause hekad to halt possibly forever if the plugin cannot be restarted). Defaults to -1.

Example:

```
[AMQPOutput]
url = "amqp://guest:guest@rabbitmq/"
exchange = "testout"
exchange_type = "fanout"
message_matcher = 'Logger == "TestWebserver"'

[AMQPOutput.retries]
max_delay = "30s"
delay = "250ms"
max_retries = 5
```

## 2.4 Inputs

### 2.4.1 Common Input Parameters

New in version 0.9.

There are some configuration options that are universally available to all Heka input plugins. These will be consumed by Heka itself when Heka initializes the plugin and do not need to be handled by the plugin-specific initialization code.

- **decoder (string, optional):** Decoder to be used by the input. This should refer to the name of a registered decoder plugin configuration. If supplied, messages will be decoded before being passed on to the router when the InputRunner's *Deliver* method is called.
- **synchronous\_decode (bool, optional):** If *synchronous\_decode* is false, then any specified decoder plugin will be run by a DecoderRunner in its own goroutine and messages will be passed in to the decoder over a channel, freeing the input to start processing the next chunk of incoming or available data. If true, then any decoding will happen synchronously and message delivery will not return control to the input until after decoding has completed. Defaults to false.
- **send\_decode\_failures (bool, optional):** If false, then if an attempt to decode a message fails then Heka will log an error message and then drop the message. If true, then in addition to logging an error message, decode failure will cause the original, undecoded message to be tagged with a *decode\_failure* field (set to true) and delivered to the router for possible further processing.
- **splitter (string, optional)** Splitter to be used by the input. This should refer to the name of a registered splitter plugin configuration. It specifies how the input should split the incoming data stream into individual records prior to decoding and/or injection to the router. Typically defaults to "NullSplitter", although certain inputs override this with a different default value.

### 2.4.2 Available Input Plugins

#### AMQP Input

Plugin Name: **AMQPInput**

Connects to a remote AMQP broker (RabbitMQ) and retrieves messages from the specified queue. As AMQP is dynamically programmable, the broker topology needs to be specified in the plugin configuration.

Config:

- **url (string):** An AMQP connection string formatted per the [RabbitMQ URI Spec](#).
- **exchange (string):** AMQP exchange name
- **exchange\_type (string):** AMQP exchange type (*fanout*, *direct*, *topic*, or *headers*).
- **exchange\_durability (bool):** Whether the exchange should be configured as a durable exchange. Defaults to non-durable.
- **exchange\_auto\_delete (bool):** Whether the exchange is deleted when all queues have finished and there is no publishing. Defaults to auto-delete.
- **routing\_key (string):** The message routing key used to bind the queue to the exchange. Defaults to empty string.
- **prefetch\_count (int):** How many messages to fetch at once before message acks are sent. See [RabbitMQ performance measurements](#) for help in tuning this number. Defaults to 2.
- **queue (string):** Name of the queue to consume from, an empty string will have the broker generate a name for the queue. Defaults to empty string.
- **queue\_durability (bool):** Whether the queue is durable or not. Defaults to non-durable.
- **queue\_exclusive (bool):** Whether the queue is exclusive (only one consumer allowed) or not. Defaults to non-exclusive.
- **queue\_auto\_delete (bool):** Whether the queue is deleted when the last consumer un-subscribes. Defaults to auto-delete.
- **queue\_ttl (int):** Allows ability to specify TTL in milliseconds on Queue declaration for expiring messages. Defaults to undefined/infinite.
- **retries (RetryOptions, optional):** A sub-section that specifies the settings to be used for restart behavior. See [Configuring Restarting Behavior](#)

New in version 0.6.

- **tls (TlsConfig):** An optional sub-section that specifies the settings to be used for any SSL/TLS encryption. This will only have any impact if *URL* uses the *AMQPS* URI scheme. See [Configuring TLS](#).

New in version 0.9.

- **read\_only (bool):** Whether the AMQP user is read-only. If this is true the exchange, queue and binding must be declared before starting Heka. Defaults to false.

Since many of these parameters have sane defaults, a minimal configuration to consume serialized messages would look like:

```
[AMQPInput]
url = "amqp://guest:guest@rabbitmq/"
exchange = "testout"
exchange_type = "fanout"
```

Or you might use a PayloadRegexDecoder to parse OSX syslog messages with the following:

```
[AMQPInput]
url = "amqp://guest:guest@rabbitmq/"
exchange = "testout"
exchange_type = "fanout"
decoder = "logparser"
```

```

[logparser]
type = "MultiDecoder"
subs = ["logline", "leftovers"]

[logline]
type = "PayloadRegexDecoder"
MatchRegex = '\w+ \d+ \d+:\d+:\d+ \S+ (?P<Reporter>[^\\[]+)\[(?P<Pid>\d+)\](?P<Sandbox>[^:;]+\)?:(?P<Reporter>[^\\[]+)\[(?P<Pid>\d+)\](?P<Sandbox>[^:;]+\)?:'

    [logline.MessageFields]
    Type = "amqplogline"
    Hostname = "myhost"
    Reporter = "%Reporter%"
    Remaining = "%Remaining%"
    Logger = "%Logger%"
    Payload = "%Remaining%"

[leftovers]
type = "PayloadRegexDecoder"
MatchRegex = '.*'

    [leftovers.MessageFields]
    Type = "drop"
    Payload = ""

```

## Docker Log Input

New in version 0.8.

Plugin Name: **DockerLogInput**

The DockerLogInput plugin attaches to all containers running on a host and sends their logs messages into the Heka pipeline. The plugin is based on [Logspout](#) by Jeff Lindsay. Messages will be populated as follows:

- Uuid: Type 4 (random) UUID generated by Heka.
- Timestamp: Time when the log line was received by the plugin.
- Type: *DockerLog*.
- Hostname: Hostname of the machine on which Heka is running.
- Payload: The log line received from a Docker container.
- Logger: *stdout* or *stderr*, depending on source.
- Fields["ContainerID"] (string): The container ID
- Fields["ContainerName"] (string): The container name

**Note:** Logspout expects to be dealing exclusively with textual log file data, and always assumes that the file data is newline delimited, i.e. one line in the log file equals one logical unit of data. For this reason, the DockerLogInput currently does *not* support the use of alternate splitter plugins. Any splitter setting specified in a DockerLogInput's configuration will be ignored.

Config:

- **endpoint (string):** A Docker endpoint. Defaults to "unix:///var/run/docker.sock".
- **decoder (string):** The name of the decoder used to further transform the message into a structured hekad message. No default decoder is specified.

New in version 0.9.

- **cert\_path (string, optional):** Path to directory containing client certificate and keys. This value works in the same way as `DOCKER_CERT_PATH`.

Example:

```
[nginx_log_decoder]
type = "SandboxDecoder"
filename = "lua_decoders/nginx_access.lua"

[nginx_log_decoder.config]
type = "nginx.access"
user_agent_transform = true
log_format = '$remote_addr - $remote_user [$time_local] "$request" $status $body_bytes_sent "$http_re

[DockeLogInput]
decoder = "nginx_log_decoder"
```

## File Polling Input

New in version 0.7.

Plugin Name: **FilePollingInput**

FilePollingInputs periodically read (unbuffered) the contents of a file specified, and creates a Heka message with the contents of the file as the payload.

Config:

- **file\_path(string):** The absolute path to the file which the input should read.
- **ticker\_interval (unit):** How often, in seconds to input should read the contents of the file.

Example:

```
[MemStats]
type = "FilePollingInput"
ticker_interval = 1
file_path = "/proc/meminfo"
decoder = "MemStatsDecoder"
```

## HTTP Input

Plugin Name: **HttpInput**

HttpInput plugins intermittently poll remote HTTP URLs for data and populate message objects based on the results of the HTTP interactions. Messages will be populated as follows:

- **Uuid:** Type 4 (random) UUID generated by Heka.
- **Timestamp:** Time HTTP request is completed.
- **Type:** *heka.httpinput.data* or *heka.httpinput.error* depending on whether or not the request completed. (Note that a response returned with an HTTP error code is still considered complete and will generate type *heka.httpinput.data*.)
- **Hostname:** Hostname of the machine on which Heka is running.
- **Payload:** Entire contents of the HTTP response body.

- **Severity: HTTP response 200** uses *success\_severity* config value, all other results use *error\_severity* config value.
- **Logger:** Fetched URL.
- **Fields["Status"]** (string): HTTP status string value (e.g. "200 OK").
- **Fields["StatusCode"]** (int): HTTP status code integer value.
- **Fields["ResponseSize"]** (int): Value of HTTP Content-Length header.
- **Fields["ResponseTime"]** (float64): Clock time elapsed for HTTP request, in seconds.
- **Fields["Protocol"]** (string): HTTP protocol used for the request (e.g. "HTTP/1.0")

The *Fields* values above will only be populated in the event of a completed HTTP request. Also, it is possible to specify a decoder to further process the results of the HTTP response before injecting the message into the router.

Config:

- **url (string):** A HTTP URL which this plugin will regularly poll for data. This option cannot be used with the *urls* option. No default URL is specified.
- **urls (array):** New in version 0.5.  
An array of HTTP URLs which this plugin will regularly poll for data. This option cannot be used with the *url* option. No default URLs are specified.
- **method (string):** New in version 0.5.  
The HTTP method to use for the request. Defaults to "GET".
- **headers (subsection):** New in version 0.5.  
Subsection defining headers for the request. By default the User-Agent header is set to "Heka"
- **body (string):** New in version 0.5.  
The request body (e.g. for an HTTP POST request). No default body is specified.
- **username (string):** New in version 0.5.  
The username for HTTP Basic Authentication. No default username is specified.
- **password (string):** New in version 0.5.  
The password for HTTP Basic Authentication. No default password is specified.
- **ticker\_interval (uint):** Time interval (in seconds) between attempts to poll for new data. Defaults to 10.
- **success\_severity (uint):** New in version 0.5.  
Severity level of successful HTTP request. Defaults to 6 (information).
- **error\_severity (uint):** New in version 0.5.  
Severity level of errors, unreachable connections, and non-200 responses of successful HTTP requests. Defaults to 1 (alert).

Example:

```
[HttpInput]
url = "http://localhost:9876/"
ticker_interval = 5
success_severity = 6
error_severity = 1
decoder = "MyCustomJsonDecoder"
```

```
[HttpInput.headers]
user-agent = "MyCustomUserAgent"
```

### HTTP Listen Input

New in version 0.5.

Plugin Name: **HttpListenInput**

HttpListenInput plugins start a webserver listening on the specified address and port. If no decoder is specified data in the request body will be populated as the message payload. Messages will be populated as follows:

- **Uuid:** Type 4 (random) UUID generated by Heka.
- **Timestamp:** Time HTTP request is handled.
- **Type:** *heka.httpdata.request*
- **Hostname:** The remote network address of requester.
- **Payload:** Entire contents of the HTTP response body.
- **Severity:** 6
- **Logger:** HttpListenInput
- **Fields["UserAgent"]** (string): Request User-Agent header (e.g. "GitHub Hookshot dd0772a").
- **Fields["ContentType"]** (string): Request Content-Type header (e.g. "application/x-www-form-urlencoded").
- **Fields["Protocol"]** (string): **HTTP protocol used for the request (e.g. "HTTP/1.0")**

New in version 0.6.

All query parameters are added as fields. For example, a request to "127.0.0.1:8325?user=bob" will create a field "user" with the value "bob".

Config:

- **address (string):** An IP address:port on which this plugin will expose a HTTP server. Defaults to "127.0.0.1:8325".

New in version 0.7.

- **headers (subsection, optional):** It is possible to inject arbitrary HTTP headers into each outgoing response by adding a TOML subsection entitled "headers" to you HttpOutput config section. All entries in the subsection must be a list of string values.

New in version 0.9.

- **request\_headers ([string]):** Add additional request headers as message fields. Defaults to empty list.

Example:

```
[HttpListenInput]
address = "0.0.0.0:8325"
```

### Kafka Input

Plugin Name: **KafkaInput**

Connects to a Kafka broker and subscribes to messages from the specified topic and partition.

Config:

- **id (string)** Client ID string. Default is the hostname.
- **addrs ([]string)** List of brokers addresses.
- **metadata\_retries (int)** How many times to retry a metadata request when a partition is in the middle of leader election. Default is 3.
- **wait\_for\_election (uint32)** How long to wait for leader election to finish between retries (in milliseconds). Default is 250.
- **background\_refresh\_frequency (uint32)** How frequently the client will refresh the cluster metadata in the background (in milliseconds). Default is 600000 (10 minutes). Set to 0 to disable.
- **max\_open\_requests (int)** How many outstanding requests the broker is allowed to have before blocking attempts to send. Default is 4.
- **dial\_timeout (uint32)** How long to wait for the initial connection to succeed before timing out and returning an error (in milliseconds). Default is 60000 (1 minute).
- **read\_timeout (uint32)** How long to wait for a response before timing out and returning an error (in milliseconds). Default is 60000 (1 minute).
- **write\_timeout (uint32)** How long to wait for a transmit to succeed before timing out and returning an error (in milliseconds). Default is 60000 (1 minute).
- **topic (string)** Kafka topic (must be set).
- **partition (int32)** Kafka topic partition. Default is 0.
- **group (string)** A string that uniquely identifies the group of consumer processes to which this consumer belongs. By setting the same group id multiple processes indicate that they are all part of the same consumer group. Default is the *id*.
- **default\_fetch\_size (int32)** The default (maximum) amount of data to fetch from the broker in each request. The default is 32768 bytes.
- **min\_fetch\_size (int32)** The minimum amount of data to fetch in a request - the broker will wait until at least this many bytes are available. The default is 1, as 0 causes the consumer to spin when no messages are available.
- **max\_message\_size (int32)** The maximum permissible message size - messages larger than this will return `MessageTooLarge`. The default of 0 is treated as no limit.
- **max\_wait\_time (uint32)** The maximum amount of time the broker will wait for `min_fetch_size` bytes to become available before it returns fewer than that anyways. The default is 250ms, since 0 causes the consumer to spin when no events are available. 100-500ms is a reasonable range for most cases.
- **offset\_method (string)** The method used to determine at which offset to begin consuming messages. The valid values are:
  - *Manual* Heka will track the offset and resume from where it last left off (default).
  - *Newest* Heka will start reading from the most recent available offset.
  - *Oldest* Heka will start reading from the oldest available offset.
- **event\_buffer\_size (int)** The number of events to buffer in the Events channel. Having this non-zero permits the consumer to continue fetching messages in the background while client code consumes events, greatly improving throughput. The default is 16.

Example 1: Read Fxa messages from partition 0.

```
[FxaKafkaInputTest]
type = "KafkaInput"
```

```
topic = "Fxa"
addrs = ["localhost:9092"]
```

Example 2: Send messages between two Heka instances via a Kafka broker.

```
# On the producing instance
[KafkaOutputExample]
type = "KafkaOutput"
message_matcher = "TRUE"
topic = "heka"
addrs = ["kafka-broker:9092"]
encoder = "ProtobufEncoder"
```

```
# On the consuming instance
[KafkaInputExample]
type = "KafkaInput"
topic = "heka"
addrs = ["kafka-broker:9092"]
splitter = "KafkaSplitter"
decoder = "ProtobufDecoder"

[KafkaSplitter]
type = "NullSplitter"
use_message_bytes = true
```

## Logstreamer Input

New in version 0.5.

Plugin Name:: **LogstreamerInput**

Tails a single log file, a sequential single log source, or multiple log sources of either a single logstream or multiple logstreams.

**See also:**

*Complete documentation with examples*

Config:

- **hostname (string):** The hostname to use for the messages, by default this will be the machine's qualified host-name. This can be set explicitly to ensure it's the correct name in the event the machine has multiple interfaces/hostnames.
- **oldest\_duration (string):** A time duration string (e.x. "2s", "2m", "2h"). Logfiles with a last modified time older than `oldest_duration` ago will not be included for parsing.
- **journal\_directory (string):** The directory to store the journal files in for tracking the location that has been read to thus far. By default this is stored under heka's base directory.
- **log\_directory (string):** The root directory to scan files from. This scan is recursive so it should be suitably restricted to the most specific directory this selection of logfiles will be matched under. The `log_directory` path will be prepended to the `file_match`.
- **rescan\_interval (int):** During logfile rotation, or if the logfile is not originally present on the system, this interval is how often the existence of the logfile will be checked for. The default of 5 seconds is usually fine. This interval is in milliseconds.
- **file\_match (string):** Regular expression used to match files located under the `log_directory`. This regular expression has `$` added to the end automatically if not already present, and `log_directory` as the



prefix. **WARNING:** `file_match` should typically be delimited with single quotes, indicating use of a raw string, rather than double quotes, which require all backslashes to be escaped. For example, `'access\log'` will work as expected, but `"access\log"` will not, you would need `"access\\log"` to achieve the same result.

- **priority (list of strings):** When using sequential logstreams, the priority is how to sort the logfiles in order from oldest to newest.
- **differentiator (list of strings):** When using multiple logstreams, the differentiator is a set of strings that will be used in the naming of the logger, and portions that match a captured group from the `file_match` will have their matched value substituted in.
- **translation (hash map of hash maps of ints):** A set of translation mappings for matched groupings to the ints to use for sorting purposes.
- **splitter (string, optional):** Defaults to "TokenSplitter", which will split the log stream into one Heka message per line.

## Process Input

Plugin Name: **ProcessInput**

Executes one or more external programs on an interval, creating messages from the output. Supports a chain of commands, where stdout from each process will be piped into the stdin for the next process in the chain. In the event the program returns a non-zero exit code, ProcessInput will log that an error occurred.

Config:

- **command (map[uint]cmd\_config):** The command is a structure that contains the full path to the binary, command line arguments, optional environment variables and an optional working directory (see below). ProcessInput expects the commands to be indexed by integers starting with 0, where 0 is the first process in the chain.
- **ticker\_interval (uint):** The number of seconds to wait between each run of *command*. Defaults to 15. A ticker\_interval of 0 indicates that the command is run only once, and should only be used for long running processes that do not exit. If ticker\_interval is set to 0 and the process exits, then the ProcessInput will exit, invoking the restart behavior (see [Configuring Restarting Behavior](#)). Ignored when used in conjunction with *Process Directory Input*, where ticker\_interval value is instead parsed from the directory path.
- **immediate\_start (bool):** If true, heka starts process immediately instead of waiting for first interval defined by ticker\_interval to pass. Defaults to false.
- **stdout (bool):** If true, for each run of the process chain a message will be generated with the last command in the chain's stdout as the payload. Defaults to true.
- **stderr (bool):** If true, for each run of the process chain a message will be generated with the last command in the chain's stderr as the payload. Defaults to false.
- **timeout (uint):** Timeout in seconds before any one of the commands in the chain is terminated.
- **retries (RetryOptions, optional):** A sub-section that specifies the settings to be used for restart behavior. See [Configuring Restarting Behavior](#)

cmd\_config structure:

- **bin (string):** The full path to the binary that will be executed.
- **args ([]string):** Command line arguments to pass into the executable.
- **env ([]string):** Used to set environment variables before *command* is run. Default is nil, which uses the heka process's environment.

- **directory (string):** Used to set the working directory of *Bin*. Default is "", which uses the heka process's working directory.

Example:

```
[on_space]
type = "TokenSplitter"
delimiter = " "

[DemoProcessInput]
type = "ProcessInput"
ticker_interval = 2
splitter = "on_space"
stdout = true
stderr = false

    [DemoProcessInput.command.0]
    bin = "/bin/cat"
    args = ["../testsupport/process_input_pipes_test.txt"]

    [DemoProcessInput.command.1]
    bin = "/usr/bin/grep"
    args = ["ignore"]
```

## Process Directory Input

Plugin Name: **ProcessDirectoryInput**

New in version 0.5.

The ProcessDirectoryInput periodically scans a filesystem directory looking for ProcessInput configuration files. The ProcessDirectoryInput will maintain a pool of running ProcessInputs based on the contents of this directory, refreshing the set of running inputs as needed with every rescan. This allows Heka administrators to manage a set of data collection processes for a running hekad server without restarting the server.

Each ProcessDirectoryInput has a *process\_dir* configuration setting, which is the root folder of the tree where scheduled jobs are defined. It should contain exactly one nested level of subfolders, named with ASCII numeric characters indicating the interval, in seconds, between each process run. These numeric folders must contain TOML files which specify the details regarding which processes to run.

For example, a *process\_dir* might look like this:

```
-/usr/share/heka/processes/
|-5
  |- check_myserver_running.toml
|-61
  |- cat_proc_mounts.toml
  |- get_running_processes.toml
|-302
  |- some_custom_query.toml
```

This indicates one process to be run every five seconds, two processes to be run every 61 seconds, and one process to be run every 302 seconds.

Note that ProcessDirectory will ignore any files that are not nested one level deep, are not in a folder named for an integer 0 or greater, and do not end with '.toml'. Each file which meets these criteria, such as those shown in the example above, should contain the TOML configuration for exactly one *Process Input*, matching that of a standalone ProcessInput with the following restrictions:

- The section name *must* be *ProcessInput*. Any TOML sections named anything other than *ProcessInput* will be ignored.
- Any specified *ticker\_interval* value will be *ignored*. The ticker interval value to use will be parsed from the directory path.

If the specified process fails to run or the *ProcessInput* config fails for any other reason, *ProcessDirectoryInput* will log an error message and continue.

Config:

- **ticker\_interval (int, optional):** Amount of time, in seconds, between scans of the *process\_dir*. Defaults to 300 (i.e. 5 minutes).
- **process\_dir (string, optional):** This is the root folder of the tree where the scheduled jobs are defined. Absolute paths will be honored, relative paths will be computed relative to Heka's globally specified *share\_dir*. Defaults to "processes" (i.e. "\$share\_dir/processes").
- **retries (RetryOptions, optional):** A sub-section that specifies the settings to be used for restart behavior. See [Configuring Restarting Behavior](#)

Example:

```
[ProcessDirectoryInput]
process_dir = "/etc/hekad/processes.d"
ticker_interval = 120
```

## Sandbox Input

New in version 0.9.

Plugin Name: **SandboxInput**

The *SandboxInput* provides a flexible execution environment for data ingestion and transformation without the need to recompile Heka. Like all other sandboxes it needs to implement a *process\_message* function. However, it doesn't have to return until shutdown. If you would like to implement a polling interface *process\_message* can return zero when complete and it will be called again the next time *TickerInterval* fires (if *ticker\_interval* was set to zero it would simply exit after running once). See [Sandbox](#). Config:

- All of the common input configuration parameters are ignored since the data processing (splitting and decoding) should happen in the plugin.
- **Common Sandbox Parameters**
  - *instruction\_limit* is always set to zero for *SandboxInputs*

Example

```
[MemInfo]
type = "SandboxInput"
filename = "meminfo.lua"

[MemInfo.config]
path = "/proc/meminfo"
```

## Stat Accumulator Input

Plugin Name: **StatAccumInput**

Provides an implementation of the *StatAccumulator* interface which other plugins can use to submit *Stat* objects for aggregation and roll-up. Accumulates these stats and then periodically emits a “stat metric” type message containing aggregated information about the stats received since the last generated message.

Config:

- **emit\_in\_payload (bool):** Specifies whether or not the aggregated stat information should be emitted in the payload of the generated messages, in the format accepted by the [carbon](#) portion of the [graphite](#) graphing software. Defaults to true.
- **emit\_in\_fields (bool):** Specifies whether or not the aggregated stat information should be emitted in the message fields of the generated messages. Defaults to false. *NOTE:* At least one of ‘emit\_in\_payload’ or ‘emit\_in\_fields’ *must* be true or it will be considered a configuration error and the input won’t start.
- **percent\_threshold (int):** Percent threshold to use for computing “upper\_N%” type stat values. Defaults to 90.
- **ticker\_interval (uint):** Time interval (in seconds) between generated output messages. Defaults to 10.
- **message\_type (string):** String value to use for the *Type* value of the emitted stat messages. Defaults to “heka.statmetric”.
- **legacy\_namespaces (bool):** If set to true, then use the older format for namespacing counter stats, with rates recorded under *stats.<counter\_name>* and absolute count recorded under *stats\_counts.<counter\_name>*. See [statsd metric namespacing](#). Defaults to false.
- **global\_prefix (string):** Global prefix to use for sending stats to graphite. Defaults to “stats”.
- **counter\_prefix (string):** Secondary prefix to use for namespacing counter metrics. Has no impact unless *legacy\_namespaces* is set to false. Defaults to “counters”.
- **timer\_prefix (string):** Secondary prefix to use for namespacing timer metrics. Defaults to “timers”.
- **gauge\_prefix (string):** Secondary prefix to use for namespacing gauge metrics. Defaults to “gauges”.
- **statsd\_prefix (string):** Prefix to use for the statsd *numStats* metric. Defaults to “statsd”.
- **delete\_idle\_stats (bool):** Don’t emit values for inactive stats instead of sending 0 or in the case of gauges, sending the previous value. Defaults to false.

Example:

```
[StatAccumInput]
emit_in_fields = true
delete_idle_stats = true
ticker_interval = 5
```

## Statsd Input

Plugin Name: **StatsdInput**

Listens for [statsd protocol](#) *counter*, *timer*, or *gauge* messages on a UDP port, and generates *Stat* objects that are handed to a *StatAccumulator* for aggregation and processing.

Config:

- **address (string):** An IP address:port on which this plugin will expose a statsd server. Defaults to “127.0.0.1:8125”.
- **stat\_accum\_name (string):** Name of a StatAccumInput instance that this StatsdInput will use as its StatAccumulator for submitting received stat values. Defaults to “StatAccumInput”.

- **max\_msg\_size (uint):** Size of a buffer used for message read from statsd. In some cases, when statsd sends a lots in single message of stats it's required to boost this value. All over-length data will be truncated without raising an error. Defaults to 512.

Example:

```
[StatsdInput]
address = ":8125"
stat_accum_name = "custom_stat_accumulator"
```

## TCP Input

Plugin Name: **TcpInput**

Listens on a specific TCP address and port for messages. If the message is signed it is verified against the signer name and specified key version. If the signature is not valid the message is discarded otherwise the signer name is added to the pipeline pack and can be use to accept messages using the message\_signer configuration option.

Config:

- **address (string):** An IP address:port on which this plugin will listen.

New in version 0.4.

- **decoder (string):** Defaults to "ProtobufDecoder".

New in version 0.5.

- **use\_tls (bool):** Specifies whether or not SSL/TLS encryption should be used for the TCP connections. Defaults to false.
- **tls (TlsConfig):** A sub-section that specifies the settings to be used for any SSL/TLS encryption. This will only have any impact if *use\_tls* is set to true. See [Configuring TLS](#).
- **net (string, optional, default: "tcp")** Network value must be one of: "tcp", "tcp4", "tcp6", "unix" or "unix-packet".

New in version 0.6.

- **keep\_alive (bool):** Specifies whether or not [TCP keepalive](#) should be used for established TCP connections. Defaults to false.
- **keep\_alive\_period (int):** Time duration in seconds that a TCP connection will be maintained before keepalive probes start being sent. Defaults to 7200 (i.e. 2 hours).

New in version 0.9.

- **splitter (string):** Defaults to "HekaFramingSplitter".

Example:

```
[TcpInput]
address = ":5565"
```

## UDP Input

Plugin Name: **UdpInput**

Listens on a specific UDP address and port for messages. If the message is signed it is verified against the signer name and specified key version. If the signature is not valid the message is discarded otherwise the signer name is added to the pipeline pack and can be use to accept messages using the message\_signer configuration option.

**Note:** The UDP payload is not restricted to a single message; since the stream parser is being used multiple messages can be sent in a single payload.

---

Config:

- **address (string):** An IP address:port or Unix datagram socket file path on which this plugin will listen.
- **signer:** Optional TOML subsection. Section name consists of a signer name, underscore, and numeric version of the key.
  - **hmac\_key (string):** The hash key used to sign the message.

New in version 0.5.

- **net (string, optional, default: “udp”)** Network value must be one of: “udp”, “udp4”, “udp6”, or “unixgram”.

Example:

```
[UdpInput]
address = "127.0.0.1:4880"
splitter = "HekaFramingSplitter"
decoder = "ProtobufDecoder"

[UdpInput.signer.ops_0]
hmac_key = "4865ey9urgkidls xtb0[71f9rzcivthkm"
[UdpInput.signer.ops_1]
hmac_key = "xdd9081fcgikauexdi8elogusridaxoalf"

[UdpInput.signer.dev_1]
hmac_key = "haeoufyaiofeugdsnzaogpi.ua,dp.804u"
```

## 2.5 Splitters

New in version 0.9.

### 2.5.1 Common Splitter Parameters

There are some configuration options that are universally available to all Heka splitter plugins. These will be consumed by Heka itself when Heka initializes the plugin and do not need to be handled by the plugin-specific initialization code.

- **keep\_truncated (bool, optional):** If true, then any records that exceed the capacity of the input buffer will still be delivered in their truncated form. If false, then these records will be dropped. Defaults to false.
- **use\_message\_bytes (bool, optional):** Most decoders expect to find the raw, undecoded input data stored as the payload of the received Heka Message struct. Some decoders, however, such as the ProtobufDecoder, expect to receive a blob of bytes representing an entire Message struct, not just the payload. In this case, the data is expected to be found on the MsgBytes attribute of the Message’s PipelinePack. If *use\_message\_bytes* is true, then the data will be written as a byte slice to the MsgBytes attribute, otherwise it will be written as a string to the Message payload. Defaults to false in most cases, but defaults to true for the HekaFramingSplitter, which is almost always used with the ProtobufDecoder.
- **min\_buffer\_size (uint, optional):** The initial size, in bytes, of the internal buffer that the SplitterRunner will use for buffering data streams. Must not be greater than the globally configured max\_message\_size. Defaults to 8KiB, although certain splitters may specify a different default.
- **deliver\_incomplete\_final (bool, optional):** When a splitter is used to split a stream, that stream can end part way through a record. It’s sometimes appropriate to drop that data, but in other cases the incomplete

data can still be useful. If ‘deliver\_incomplete\_final’ is set to true, then when the SplitterRunner’s SplitStream method is used a delivery attempt will be made with any partial record data that may come through immediately before an EOF. Defaults to false.

## 2.5.2 Available Splitter Plugins

. \_config\_heka\_framing\_splitter

### Heka Framing Splitter

Plugin Name: **HekaFramingSplitter**

A HekaFramingSplitter is used to split streams of data that use Heka’s built- in *Stream Framing*, with a protocol buffers encoded message header supporting HMAC key authentication.

A default configuration of the HekaFramingSplitter is automatically registered as an available splitter plugin as “HekaFramingSplitter”, so it is only necessary to add an additional TOML section if you want to use an instance of the splitter with settings other than the default.

Config:

- **signer:** Optional TOML subsection. Section name consists of a signer name, underscore, and numeric version of the key.
  - **hmac\_key (string):** The hash key used to sign the message.
- **use\_message\_bytes (bool, optional):** The HekaFramingSplitter is almost always used in concert with an instance of ProtobufDecoder, which expects the protocol buffer message data to be available in the PipelinePack’s MsgBytes attribute, so *use\_message\_bytes* defaults to true.
- **skip\_authentication (bool, optional):** Usually if a HekaFramingSplitter identifies an incorrectly signed message, that message will be silently dropped. In some cases, however, such as when loading a stream of protobuf encoded Heka messages from a file system file, it may be desirable to skip authentication altogether. Setting this to true will do so. Defaults to false.

Example:

```
[acl_splitter]
type = "HekaFramingSplitter"

[acl_splitter.signer.ops_0]
hmac_key = "4865ey9urgkidls xtb0[7lf9rzciwthkm"
[acl_splitter.signer.ops_1]
hmac_key = "xdd908lfcgikauexdi8elogusridaxoalf"

[acl_splitter.signer.dev_1]
hmac_key = "haeoufyaiiofeugdsnzaogpi.ua,dp.804u"

[tcp_control]
type = "TcpInput"
address = ":5566"
splitter = "acl_splitter"
```

### Null Splitter

Plugin Name: **NullSplitter**

The NullSplitter is used in cases where the incoming data is already naturally divided into logical messages, such that Heka doesn't need to do any further splitting. For instance, when used in conjunction with a UdpInput, the contents of each UDP packet will be made into a separate message.

Note that this means generally the NullSplitter should not be used with a stream oriented input transport, such as with TcpInput or LogstreamerInput. If this is done then the splitting will be arbitrary, each message will contain whatever happens to be the contents of a particular read operation.

The NullSplitter has no configuration options, and is automatically registered as an available splitter plugin of the name "NullSplitter", so it doesn't require a separate TOML configuration section.

### Regex Splitter

Plugin Name: **RegexSplitter**

A RegexSplitter considers any text that matches a specified regular expression to represent a boundary on which records should be split. The regular expression may consist of exactly one capture group. If a capture group is specified, then the captured text will be included in the returned record. If not, then the returned record will not include the text that caused the regular expression match.

Config:

- **delimiter (string)** Regular expression to be used as the record boundary. May contain zero or one specified capture groups.
- **delimiter\_eol (bool, optional):** Specifies whether the contents of a delimiter capture group should be appended to the end of a record (true) or prepended to the beginning (false). Defaults to true. If the delimiter expression does not specify a capture group, this will have no effect.

Example:

```
[mysql_slow_query_splitter]
type = "RegexSplitter"
delimiter = '\n(# User@Host:)'
delimiter_eol = false
```

### Token Splitter

Plugin Name: **TokenSplitter**

A TokenSplitter is used to split an incoming data stream on every occurrence (or every Nth occurrence) of a single, one byte token character. The token will be included as the final character in the returned record.

A default configuration of the TokenSplitter (i.e. splitting on every newline) is automatically registered as an available splitter plugin as "TokenSplitter", so additional TOML sections don't need to be added unless you want to use different settings.

Config:

- **delimiter (string, optional):** String representation of the byte token to be used as message delimiter. Defaults to "\n".
- **count (uint, optional):** Number of instances of the delimiter that should be encountered before returning a record. Defaults to 1. Setting to 0 has no effect, 0 and 1 will be treated identically. Often used in conjunction with the *deliver\_incomplete\_final* option set to true, to ensure trailing partial records are still delivered.

Example:



```
[split_on_space]
type = "TokenSplitter"
delimiter = " "

[split_every_50th_newline_keep_partial]
type = "TokenSplitter"
count = 50
deliver_incomplete_final = true
```

## 2.6 Decoders

### 2.6.1 Available Decoder Plugins

#### Apache Access Log Decoder

New in version 0.6.

Plugin Name: **SandboxDecoder**

File Name: **lua\_decoders/apache\_access.lua**

Parses the Apache access logs based on the Apache 'LogFormat' configuration directive. The Apache format specifiers are mapped onto the Nginx variable names where applicable e.g. %a -> remote\_addr. This allows generic web filters and outputs to work with any HTTP server input.

Config:

- **log\_format (string)** The 'LogFormat' configuration directive from the apache2.conf. %t variables are converted to the number of nanosecond since the Unix epoch and used to set the Timestamp on the message. [http://httpd.apache.org/docs/2.4/mod/mod\\_log\\_config.html](http://httpd.apache.org/docs/2.4/mod/mod_log_config.html)
- **type (string, optional, default nil):** Sets the message 'Type' header to the specified value
- **user\_agent\_transform (bool, optional, default false)** Transform the http\_user\_agent into user\_agent\_browser, user\_agent\_version, user\_agent\_os.
- **user\_agent\_keep (bool, optional, default false)** Always preserve the http\_user\_agent value if transform is enabled.
- **user\_agent\_conditional (bool, optional, default false)** Only preserve the http\_user\_agent value if transform is enabled and fails.
- **payload\_keep (bool, optional, default false)** Always preserve the original log line in the message payload.

*Example Heka Configuration*

```
[TestWebserver]
type = "LogstreamerInput"
log_directory = "/var/log/apache"
file_match = 'access.log'
decoder = "CombinedLogDecoder"

[CombinedLogDecoder]
type = "SandboxDecoder"
filename = "lua_decoders/apache_access.lua"
```

```
[CombinedLogDecoder.config]
type = "combined"
user_agent_transform = true
# combined log format
log_format = '%h %l %u %t \"%r\" %>s %O \"%{Referer}i\" \"%{User-Agent}i\"'

# common log format
# log_format = '%h %l %u %t \"%r\" %>s %O'

# vhost_combined log format
# log_format = '%v:%p %h %l %u %t \"%r\" %>s %O \"%{Referer}i\" \"%{User-Agent}i\"'

# referer log format
# log_format = '%{Referer}i -> %U'
```

#### *Example Heka Message*

**Timestamp** 2014-01-10 07:04:56 -0800 PST

**Type** combined

**Hostname** test.example.com

**Pid** 0

**UUID** 8e414f01-9d7f-4a48-a5e1-ae92e5954df5

**Logger** TestWebserver

**Payload**

**EnvVersion**

**Severity** 7

**Fields**

```
name:"remote_user" value_string:"-“
name:"http_x_forwarded_for" value_string:"-“
name:"http_referer" value_string:"-“
name:"body_bytes_sent" value_type:DOUBLE representation:"B" value_double:82
name:"remote_addr" value_string:"62.195.113.219" representation:"ipv4"
name:"status" value_type:DOUBLE value_double:200
name:"request" value_string:"GET /v1/recovery_email/status HTTP/1.1"
name:"user_agent_os" value_string:"FirefoxOS"
name:"user_agent_browser" value_string:"Firefox"
name:"user_agent_version" value_type:DOUBLE value_double:29
```

## **Geo IP Decoder**

New in version 0.6.

Plugin Name: **GeoIpDecoder**

Decoder plugin that generates GeoIP data based on the IP address of a specified field. It uses the [GeoIP Go project](#) as a wrapper around MaxMind's [geoip-api-c library](#), and thus assumes you have the library downloaded and installed. Currently, only the GeoLiteCity database is supported, which you must also download and install yourself into a location to be referenced by the db\_file config option. By default the database file is opened using "GEOIP\_MEMORY\_CACHE"

mode. This setting is hard-coded into the wrapper's `geoip.go` file. You will need to manually override that code if you want to specify one of the other modes listed [here](#).

---

**Note:** Due to external dependencies, this plugin is not compiled in to the released Heka binaries. It will automatically be included in a *source build* if GeoIP.h is available in the include path during build time. The generated binary will then only work on machines with the appropriate GeoIP shared library (e.g. *libGeoIP.so.1*) installed.

---



---

**Note:** If you are using this with the ES output you will likely need to specify the `raw_bytes_field` option for the `target_field` specified. This is required to preserve the formatting of the JSON object.

---

Config:

- **db\_file:** The location of the GeoLiteCity.dat database. Defaults to “/var/cache/hekad/GeoLiteCity.dat”
- **source\_ip\_field:** The name of the field containing the IP address you want to derive the location for.
- **target\_field:** The name of the new field created by the decoder. The decoder will output a JSON object with the following elements:
  - latitude: string,
  - longitude: string,
  - **location:** [ float64, float64 ],
    - \* GeoJSON format intended for use as a [geo\\_point](#) for ES output. Useful when using Kibana's [Bettermap](#) panel
  - coordinates: [ string, string ],
  - countrycode: string,
  - countrycode3: string,
  - region: string,
  - city: string,
  - postalcode: string,
  - areacode: int,
  - charset: int,
  - continentalcode: string

```
[apache_geoip_decoder]
type = "GeoIpDecoder"
db_file="/etc/geoip/GeoLiteCity.dat"
source_ip_field="remote_host"
target_field="geoip"
```

## Graylog Extended Log Format Decoder

New in version 0.8.

Plugin Name: **SandboxDecoder**

File Name: **lua\_decoders/graylog\_extended.lua**

Parses a payload containing JSON in the Graylog2 Extended Format specification. <http://graylog2.org/resources/gelf/specification>

Config:

- **type (string, optional, default nil):** Sets the message 'Type' header to the specified value
- **payload\_keep (bool, optional, default false)** Always preserve the original log line in the message payload.

*Example of Graylog2 Extended Format Log*

```
{
  "version": "1.1",
  "host": "rogueethic.com",
  "short_message": "This is a short message to identify what is going on.",
  "full_message": "An entire backtrace\ncould\ngo\nhere",
  "timestamp": 1385053862.3072,
  "level": 1,
  "_user_id": 9001,
  "_some_info": "foo",
  "_some_env_var": "bar"
}
```

*Example Heka Configuration*

```
[GELFLogInput]
type = "LogstreamerInput"
log_directory = "/var/log"
file_match = 'application\.gelf'
decoder = "GraylogDecoder"

[GraylogDecoder]
type = "SandboxDecoder"
filename = "lua_decoders/graylog_decoder.lua"

  [GraylogDecoder.config]
  type = "gelf"
  payload_keep = true
```

## Linux Disk Stats Decoder

New in version 0.7.

Plugin Name: **SandboxDecoder**

File Name: **lua\_decoders/linux\_diskstats.lua**

Parses a payload containing the contents of a `/sys/block/$DISK/stat` file (where `$DISK` is a disk identifier such as `sda`) into a Heka message struct. This also tries to obtain the `TickerInterval` of the input it received the data from, by extracting it from a message field named `TickerInterval`.

Config:

- **payload\_keep (bool, optional, default false)** Always preserve the original log line in the message payload.

*Example Heka Configuration*

```
[DiskStats]
type = "FilePollingInput"
ticker_interval = 1
file_path = "/sys/block/sda1/stat"
decoder = "DiskStatsDecoder"

[DiskStatsDecoder]
type = "SandboxDecoder"
filename = "lua_decoders/linux_diskstats.lua"
```

*Example Heka Message***Timestamp** 2014-01-10 07:04:56 -0800 PST**Type** stats.diskstats**Hostname** test.example.com**Pid** 0**UUID** 8e414f01-9d7f-4a48-a5e1-ae92e5954df5**Payload****EnvVersion****Severity** 7**Fields**

```
name:"ReadsCompleted" value_type:DOUBLE value_double:"20123"
name:"ReadsMerged" value_type:DOUBLE value_double:"11267"
name:"SectorsRead" value_type:DOUBLE value_double:"1.094968e+06"
name:"TimeReading" value_type:DOUBLE value_double:"45148"
name:"WritesCompleted" value_type:DOUBLE value_double:"1278"
name:"WritesMerged" value_type:DOUBLE value_double:"1278"
name:"SectorsWritten" value_type:DOUBLE value_double:"206504"
name:"TimeWriting" value_type:DOUBLE value_double:"3348"
name:"TimeDoingIO" value_type:DOUBLE value_double:"4876"
name:"WeightedTimeDoingIO" value_type:DOUBLE value_double:"48356"
name:"NumIOInProgress" value_type:DOUBLE value_double:"3"
name:"TickerInterval" value_type:DOUBLE value_double:"2"
name:"FilePath" value_string:"/sys/block/sda/stat"
```

**Linux Load Average Decoder**

New in version 0.7.

Plugin Name: **SandboxDecoder**File Name: **lua\_decoders/linux\_loadavg.lua**Parses a payload containing the contents of a */proc/loadavg* file into a Heka message.

Config:

- **payload\_keep (bool, optional, default false)** Always preserve the original log line in the message payload.

### Example Heka Configuration

```
[LoadAvg]
type = "FilePollingInput"
ticker_interval = 1
file_path = "/proc/loadavg"
decoder = "LoadAvgDecoder"

[LoadAvgDecoder]
type = "SandboxDecoder"
filename = "lua_decoders/linux_loadavg.lua"
```

### Example Heka Message

**Timestamp** 2014-01-10 07:04:56 -0800 PST

**Type** stats.loadavg

**Hostname** test.example.com

**Pid** 0

**UUID** 8e414f01-9d7f-4a48-a5e1-ae92e5954df5

**Payload**

**EnvVersion**

**Severity** 7

**Fields**

```
name:"1MinAvg" value_type:DOUBLE value_double:"3.05"
name:"5MinAvg" value_type:DOUBLE value_double:"1.21"
name:"15MinAvg" value_type:DOUBLE value_double:"0.44"
name:"NumProcesses" value_type:DOUBLE value_double:"11"
name:"FilePath" value_string:"/proc/loadavg"
```

## Linux Memory Stats Decoder

New in version 0.7.

Plugin Name: **SandboxDecoder** File Name: **lua\_decoders/linux\_memstats.lua**

Parses a payload containing the contents of a */proc/meminfo* file into a Heka message.

Config:

- **payload\_keep (bool, optional, default false)** Always preserve the original log line in the message payload.

### Example Heka Configuration

```
[MemStats]
type = "FilePollingInput"
ticker_interval = 1
file_path = "/proc/meminfo"
decoder = "MemStatsDecoder"

[MemStatsDecoder]
type = "SandboxDecoder"
filename = "lua_decoders/linux_memstats.lua"
```

### Example Heka Message

**Timestamp** 2014-01-10 07:04:56 -0800 PST

**Type** stats.memstats

**Hostname** test.example.com

**Pid** 0

**UUID** 8e414f01-9d7f-4a48-a5e1-ae92e5954df5

**Payload**

**EnvVersion**

**Severity** 7

**Fields**

```

name:"MemTotal" value_type:DOUBLE representation:"kB" value_double:"4047616"
name:"MemFree" value_type:DOUBLE representation:"kB" value_double:"3432216"
name:"Buffers" value_type:DOUBLE representation:"kB" value_double:"82028"
name:"Cached" value_type:DOUBLE representation:"kB" value_double:"368636"
name:"FilePath" value_string:"/proc/meminfo"

```

The total available fields can be found in *man procfs*. All fields are of type double, and the representation is in kB (except for the HugePages fields). Here is a full list of fields available:

MemTotal, MemFree, Buffers, Cached, SwapCached, Active, Inactive, Active(anon), Inactive(anon), Active(file), Inactive(file), Unevictable, Mlocked, SwapTotal, SwapFree, Dirty, Writeback, AnonPages, Mapped, Shmem, Slab, SReclaimable, SUnreclaim, KernelStack, PageTables, NFS\_Unstable, Bounce, WritebackTmp, CommitLimit, Committed\_AS, VmallocTotal, VmallocUsed, VmallocChunk, HardwareCorrupted, AnonHugePages, HugePages\_Total, HugePages\_Free, HugePages\_Rsvd, HugePages\_Surp, Hugepagesize, DirectMap4k, DirectMap2M, DirectMap1G.

Note that your available fields may have a slight variance depending on the system's kernel version.

## MultiDecoder

Plugin Name: **MultiDecoder**

This decoder plugin allows you to specify an ordered list of delegate decoders. The MultiDecoder will pass the PipelinePack to be decoded to each of the delegate decoders in turn until decode succeeds. In the case of failure to decode, MultiDecoder will return an error and recycle the message.

Config:

- **subs ([string]):** An ordered list of subdecoders to which the MultiDecoder will delegate. Each item in the list should specify another decoder configuration section by section name. Must contain at least one entry.
- **log\_sub\_errors (bool):** If true, the DecoderRunner will log the errors returned whenever a delegate decoder fails to decode a message. Defaults to false.
- **cascade\_strategy (string):** Specifies behavior the MultiDecoder should exhibit with regard to cascading through the listed decoders. Supports only two valid values: "first-wins" and "all". With "first-wins", each decoder will be tried in turn until there is a successful decoding, after which decoding will be stopped. With "all", all listed decoders will be applied whether or not they succeed. In each case, decoding will only be considered to have failed if *none* of the sub-decoders succeed.

Here is a slightly contrived example where we have protocol buffer encoded messages coming in over a TCP connection, with each message containin a single nginx log line. Our MultiDecoder will run each message through two decoders, the first to deserialize the protocol buffer and the second to parse the log text:

```
[TcpInput]
address = ":5565"
parser_type = "message.proto"
decoder = "shipped-nginx-decoder"

[shipped-nginx-decoder]
type = "MultiDecoder"
subs = ['ProtobufDecoder', 'nginx-access-decoder']
cascade_strategy = "all"
log_sub_errors = true

[ProtobufDecoder]

[nginx-access-decoder]
type = "SandboxDecoder"
filename = "lua_decoders/nginx_access.lua"

    [nginx-access-decoder.config]
    type = "combined"
    user_agent_transform = true
    log_format = '$remote_addr - $remote_user [$time_local] "$request" $status $body_bytes_sent "$http'
```

## MySQL Slow Query Log Decoder

New in version 0.6.

Plugin Name: **SandboxDecoder**

File Name: **lua\_decoders/mysql\_slow\_query.lua**

Parses and transforms the MySQL slow query logs. Use mariadb\_slow\_query.lua to parse the MariaDB variant of the MySQL slow query logs.

Config:

- **truncate\_sql (int, optional, default nil)** Truncates the SQL payload to the specified number of bytes (not UTF-8 aware) and appends "...". If the value is nil no truncation is performed. A negative value will truncate the specified number of bytes from the end.

*Example Heka Configuration*

```
[Sync-1_5-SlowQuery]
type = "LogstreamerInput"
log_directory = "/var/log/mysql"
file_match = 'mysql-slow\log'
parser_type = "regex"
delimiter = "\n(# User@Host:)"
delimiter_location = "start"
decoder = "MySqlSlowQueryDecoder"

[MySqlSlowQueryDecoder]
type = "SandboxDecoder"
filename = "lua_decoders/mysql_slow_query.lua"

    [MySqlSlowQueryDecoder.config]
    truncate_sql = 64
```



*Example Heka Message***Timestamp** 2014-05-07 15:51:28 -0700 PDT**Type** mysql.slow-query**Hostname** 127.0.0.1**Pid** 0**UUID** 5324dd93-47df-485b-a88e-429f0fcd57d6**Logger** Sync-1\_5-SlowQuery**Payload** /\* [queryName=FOUND\_ITEMS] \*/ SELECT bso.userid, bso.collection, ...**EnvVersion****Severity** 7**Fields**

name:"Rows\_examined" value\_type:DOUBLE value\_double:16458

name:"Query\_time" value\_type:DOUBLE representation:"s" value\_double:7.24966

name:"Rows\_sent" value\_type:DOUBLE value\_double:5001

name:"Lock\_time" value\_type:DOUBLE representation:"s" value\_double:0.047038

**Nginx Access Log Decoder**

New in version 0.5.

Plugin Name: **SandboxDecoder**File Name: **lua\_decoders/nginx\_access.lua**

Parses the Nginx access logs based on the Nginx 'log\_format' configuration directive.

Config:

- **log\_format (string)** The 'log\_format' configuration directive from the nginx.conf. \$time\_local or \$time\_iso8601 variable is converted to the number of nanosecond since the Unix epoch and used to set the Timestamp on the message. [http://nginx.org/en/docs/http\\_log\\_module.html](http://nginx.org/en/docs/http_log_module.html)
- **type (string, optional, default nil):** Sets the message 'Type' header to the specified value
- **user\_agent\_transform (bool, optional, default false)** Transform the http\_user\_agent into user\_agent\_browser, user\_agent\_version, user\_agent\_os.
- **user\_agent\_keep (bool, optional, default false)** Always preserve the http\_user\_agent value if transform is enabled.
- **user\_agent\_conditional (bool, optional, default false)** Only preserve the http\_user\_agent value if transform is enabled and fails.
- **payload\_keep (bool, optional, default false)** Always preserve the original log line in the message payload.

*Example Heka Configuration*

```
[TestWebserver]
type = "LogstreamerInput"
log_directory = "/var/log/nginx"
file_match = 'access.log'
```

```
decoder = "CombinedLogDecoder"

[CombinedLogDecoder]
type = "SandboxDecoder"
filename = "lua_decoders/nginx_access.lua"

[CombinedLogDecoder.config]
type = "combined"
user_agent_transform = true
# combined log format
log_format = '$remote_addr - $remote_user [$time_local] "$request" $status $body_bytes_sent "$http_re
```

### Example Heka Message

**Timestamp** 2014-01-10 07:04:56 -0800 PST

**Type** combined

**Hostname** test.example.com

**Pid** 0

**UUID** 8e414f01-9d7f-4a48-a5e1-ae92e5954df5

**Logger** TestWebserver

**Payload**

**EnvVersion**

**Severity** 7

**Fields**

```
name:"remote_user" value_string:"-“
name:"http_x_forwarded_for" value_string:"-“
name:"http_referer" value_string:"-“
name:"body_bytes_sent" value_type:DOUBLE representation:"B" value_double:82
name:"remote_addr" value_string:"62.195.113.219" representation:"ipv4"
name:"status" value_type:DOUBLE value_double:200
name:"request" value_string:"GET /v1/recovery_email/status HTTP/1.1"
name:"user_agent_os" value_string:"FirefoxOS"
name:"user_agent_browser" value_string:"Firefox"
name:"user_agent_version" value_type:DOUBLE value_double:29
```

## Nginx Error Log Decoder

New in version 0.6.

Plugin Name: **SandboxDecoder**

File Name: **lua\_decoders/nginx\_error.lua**

Parses the Nginx error logs based on the Nginx hard coded internal format.

Config:

- **tz (string, optional, defaults to UTC)** The conversion actually happens on the Go side since there isn't good TZ support here.

#### Example Heka Configuration

```
[TestWebserverError]
type = "LogstreamerInput"
log_directory = "/var/log/nginx"
file_match = 'error\.log'
decoder = "NginxErrorDecoder"

[NginxErrorDecoder]
type = "SandboxDecoder"
filename = "lua_decoders/nginx_error.lua"

[NginxErrorDecoder.config]
tz = "America/Los_Angeles"
```

#### Example Heka Message

**Timestamp** 2014-01-10 07:04:56 -0800 PST

**Type** nginx.error

**Hostname** trink-x230

**Pid** 16842

**UUID** 8e414f01-9d7f-4a48-a5e1-ae92e5954df5

**Logger** TestWebserverError

**Payload** using inherited sockets from “6;”

**EnvVersion**

**Severity** 5

#### Fields

name:"tid" value\_type:DOUBLE value\_double:0

name:"connection" value\_type:DOUBLE value\_double:8878

## Payload Regex Decoder

Plugin Name: **PayloadRegexDecoder**

Decoder plugin that accepts messages of a specified form and generates new outgoing messages from extracted data, effectively transforming one message format into another.

---

**Note:** The [Go regular expression tester](#) is an invaluable tool for constructing and debugging regular expressions to be used for parsing your input data.

---

Config:

- **match\_regex:** Regular expression that must match for the decoder to process the message.
- **severity\_map:** Subsection defining severity strings and the numerical value they should be translated to. hekad uses numerical severity codes, so a severity of *WARNING* can be translated to 3 by settings in this section. See [Heka Message](#).

- **message\_fields:** Subsection defining message fields to populate and the interpolated values that should be used. Valid interpolated values are any captured in a regex in the `message_matcher`, and any other field that exists in the message. In the event that a captured name overlaps with a message field, the captured name's value will be used. Optional representation metadata can be added at the end of the field name using a pipe delimiter i.e. `ResponseSize|B = "%ResponseSize%"` will create `Fields[ResponseSize]` representing the number of bytes. Adding a representation string to a standard message header name will cause it to be added as a user defined field i.e., `Payload|json` will create `Fields[Payload]` with a json representation (see *Field Variables*).

Interpolated values should be surrounded with % signs, for example:

```
[my_decoder.message_fields]
Type = "%Type%Decoded"
```

This will result in the new message's Type being set to the old messages Type with *Decoded* appended.

- **timestamp\_layout (string):** A formatting string instructing hekad how to turn a time string into the actual time representation used internally. Example timestamp layouts can be seen in [Go's time documentation](#). In addition to the Go time formatting, special *timestamp\_layout* values of "Epoch", "EpochMilli", "EpochMicro", and "EpochNano" are supported for Unix style timestamps represented in seconds, milliseconds, microseconds, and nanoseconds since the Epoch, respectively.
- **timestamp\_location (string):** Time zone in which the timestamps in the text are presumed to be in. Should be a location name corresponding to a file in the IANA Time Zone database (e.g. "America/Los\_Angeles"), as parsed by Go's `time.LoadLocation()` function (see <http://golang.org/pkg/time/#LoadLocation>). Defaults to "UTC". Not required if valid time zone info is embedded in every parsed timestamp, since those can be parsed as specified in the *timestamp\_layout*. This setting will have no impact if one of the supported "Epoch\*" values is used as the *timestamp\_layout* setting.
- **log\_errors (bool):** New in version 0.5.

If set to false, payloads that can not be matched against the regex will not be logged as errors. Defaults to true.

Example (Parsing Apache Combined Log Format):

```
[apache_transform_decoder]
type = "PayloadRegexDecoder"
match_regex = '^(?P<RemoteIP>\S+) \S+ \S+ \[(?P<Timestamp>[^\]]+)\] "(?P<Method>[A-Z]+) (?P<Url>[^\s]'
timestamp_layout = "02/Jan/2006:15:04:05 -0700"

# severities in this case would work only if a (?P<Severity>...) matching
# group was present in the regex, and the log file contained this information.
[apache_transform_decoder.severity_map]
DEBUG = 7
INFO = 6
WARNING = 4

[apache_transform_decoder.message_fields]
Type = "ApacheLogfile"
Logger = "apache"
Url|uri = "%Url%"
Method = "%Method%"
Status = "%Status%"
RequestSize|B = "%RequestSize%"
Referer = "%Referer%"
Browser = "%Browser%"
```

## Payload XML Decoder

Plugin Name: **PayloadXmlDecoder**

This decoder plugin accepts XML blobs in the message payload and allows you to map parts of the XML into Field attributes of the pipeline pack message using XPath syntax using the [xmlpath](#) library.

Config:

- **xpath\_map**: A subsection defining a capture name that maps to an XPath expression. Each expression can fetch a single value, if the expression does not resolve to a valid node in the XML blob, the capture group will be assigned an empty string value.
- **severity\_map**: Subsection defining severity strings and the numerical value they should be translated to. hekad uses numerical severity codes, so a severity of *WARNING* can be translated to 3 by settings in this section. See [Heka Message](#).
- **message\_fields**: Subsection defining message fields to populate and the interpolated values that should be used. Valid interpolated values are any captured in an XPath in the message\_matcher, and any other field that exists in the message. In the event that a captured name overlaps with a message field, the captured name's value will be used. Optional representation metadata can be added at the end of the field name using a pipe delimiter i.e. `ResponseSizeB = "%ResponseSize%"` will create `Fields[ResponseSize]` representing the number of bytes. Adding a representation string to a standard message header name will cause it to be added as a user defined field i.e., `Payloadljson` will create `Fields[Payload]` with a json representation (see [Field Variables](#)).

Interpolated values should be surrounded with % signs, for example:

```
[my_decoder.message_fields]
Type = "%Type%Decoded"
```

This will result in the new message's Type being set to the old messages Type with *Decoded* appended.

- **timestamp\_layout (string)**: A formatting string instructing hekad how to turn a time string into the actual time representation used internally. Example timestamp layouts can be seen in [Go's time documentation](#). The default layout is ISO8601 - the same as Javascript. In addition to the Go time formatting, special *timestamp\_layout* values of "Epoch", "EpochMilli", "EpochMicro", and "EpochNano" are supported for Unix style timestamps represented in seconds, milliseconds, microseconds, and nanoseconds since the Epoch, respectively.
- **timestamp\_location (string)**: Time zone in which the timestamps in the text are presumed to be in. Should be a location name corresponding to a file in the IANA Time Zone database (e.g. "America/Los\_Angeles"), as parsed by Go's *time.LoadLocation()* function (see <http://golang.org/pkg/time/#LoadLocation>). Defaults to "UTC". Not required if valid time zone info is embedded in every parsed timestamp, since those can be parsed as specified in the *timestamp\_layout*. This setting will have no impact if one of the supported "Epoch\*" values is used as the *timestamp\_layout* setting.

Example:

```
[myxml_decoder]
type = "PayloadXmlDecoder"

[myxml_decoder.xpath_map]
Count = "/some/path/count"
Name = "/some/path/name"
Pid = "//pid"
Timestamp = "//timestamp"
Severity = "//severity"

[myxml_decoder.severity_map]
```

```
DEBUG = 7
INFO = 6
WARNING = 4

[myxml_decoder.message_fields]
Pid = "%Pid%"
StatCount = "%Count%"
StatName = "%Name%"
Timestamp = "%Timestamp%"
```

PayloadXmlDecoder's `xpath_map` config subsection supports XPath as implemented by the [xmlpath](#) library.

- All axes are supported (“child”, “following-sibling”, etc)
- All abbreviated forms are supported (“.”, “//”, etc)
- All node types except for namespace are supported
- Predicates are restricted to [N], [path], and [path=literal] forms
- Only a single predicate is supported per path step
- Richer expressions and namespaces are not supported

### Protobuf Decoder

Plugin Name: **ProtobufDecoder**

The ProtobufDecoder is used for Heka message objects that have been serialized into protocol buffers format. This is the format that Heka uses to communicate with other Heka instances, so one will always be included in your Heka configuration under the name “ProtobufDecoder”, whether specified or not. The ProtobufDecoder has no configuration options.

The hekad protocol buffers message schema is defined in the *message.proto* file in the *message* package.

Example:

```
[ProtobufDecoder]
```

**See also:**

[Protocol Buffers - Google's data interchange format](#)

### Rsyslog Decoder

New in version 0.5.

Plugin Name: **SandboxDecoder**

File Name: **lua\_decoders/rsyslog.lua**

Parses the rsyslog output using the string based configuration template.

Config:

- **hostname\_keep (boolean, defaults to false)** Always preserve the original ‘Hostname’ field set by Logstreamer’s ‘hostname’ configuration setting.

- **template (string)** The ‘template’ configuration string from rsyslog.conf. [http://rsyslog-5-8-6-doc.neocities.org/rsyslog\\_conf\\_templates.html](http://rsyslog-5-8-6-doc.neocities.org/rsyslog_conf_templates.html)
- **tz (string, optional, defaults to UTC)** If your rsyslog timestamp field in the template does not carry zone offset information, you may set an offset to be applied to your events here. Typically this would be used with the “Traditional” rsyslog formats.

Parsing is done by [Go](#), supports values of “UTC”, “Local”, or a location name corresponding to a file in the IANA Time Zone database, e.g. “America/New\_York”.

#### Example Heka Configuration

```
[RsyslogDecoder]
type = "SandboxDecoder"
filename = "lua_decoders/rsyslog.lua"

[RsyslogDecoder.config]
type = "RSYSLOG_TraditionalFileFormat"
template = '%TIMESTAMP% %HOSTNAME% %syslogtag%%msg:::sp-if-no-1st-sp%%msg:::drop-last-1f%\n'
tz = "America/Los_Angeles"
```

#### Example Heka Message

```
Timestamp 2014-02-10 12:58:58 -0800 PST
Type RSYSLOG_TraditionalFileFormat
Hostname trink-x230
Pid 0
UUID e0eef205-0b64-41e8-a307-5772b05e16c1
Logger RsyslogInput
Payload "imklog 5.8.6, log source = /proc/kmsg started."
EnvVersion
Severity 7
Fields
  name:"programname" value_string:"kernel"
```

## Sandbox Decoder

Plugin Name: **SandboxDecoder**

The SandboxDecoder provides an isolated execution environment for data parsing and complex transformations without the need to recompile Heka. See [Sandbox](#). Config:

- *Common Sandbox Parameters*

#### Example

```
[sql_decoder]
type = "SandboxDecoder"
filename = "sql_decoder.lua"
```

## Scribble Decoder

New in version 0.5.

Plugin Name: **ScribbleDecoder**

The ScribbleDecoder is a trivial decoder that makes it possible to set one or more static field values on every decoded message. It is often used in conjunction with another decoder (i.e. in a MultiDecoder w/ `cascade_strategy` set to “all”) to, for example, set the message type of every message to a specific custom value after the messages have been decoded from Protocol Buffers format. Note that this only supports setting the exact same value on every message, if any dynamic computation is required to determine what the value should be, or whether it should be applied to a specific message, a *Sandbox Decoder* using the provided `write_message` API call should be used instead.

Config:

- **message\_fields:** Subsection defining message fields to populate. Optional representation metadata can be added at the end of the field name using a pipe delimiter i.e. `hostlipv4 = “192.168.55.55”` will create `Fields[Host]` containing an IPv4 address. Adding a representation string to a standard message header name will cause it to be added as a user defined field, i.e. `Payloadljson` will create `Fields[Payload]` with a json representation (see *Field Variables*). Does not support Timestamp or Uuid.

Example (in MultiDecoder context)

```
[mytypedecoder]
type = "MultiDecoder"
subs = ["ProtobufDecoder", "mytype"]
cascade_strategy = "all"
log_sub_errors = true

[ProtobufDecoder]

[mytype]
type = "ScribbleDecoder"

    [mytype.message_fields]
    Type = "MyType"
```

## Stats To Fields Decoder

New in version 0.4.

Plugin Name: **StatsToFieldsDecoder**

The StatsToFieldsDecoder will parse time series statistics data in the *graphite message format* and encode the data into the message fields, in the same format produced by a *Stat Accumulator Input* plugin with the `emit_in_fields` value set to true. This is useful if you have externally generated graphite string data flowing through Heka that you’d like to process without having to roll your own string parsing code.

This decoder has no configuration options. It simply expects to be passed messages with statsd string data in the payload. Incorrect or malformed content will cause a decoding error, dropping the message.

The fields format only contains a single “timestamp” field, so any payloads containing multiple timestamps will end up generating a separate message for each timestamp. Extra messages will be a copy of the original message except a) the payload will be empty and b) the unique timestamp and related stats will be the only message fields.

Example:

```
[StatsToFieldsDecoder]
```



## 2.7 Filters

### 2.7.1 Common Filter Parameters

There are some configuration options that are universally available to all Heka filter plugins. These will be consumed by Heka itself when Heka initializes the plugin and do not need to be handled by the plugin-specific initialization code.

- **message\_matcher (string, optional):** Boolean expression, when evaluated to true passes the message to the filter for processing. Defaults to matching nothing. See: [Message Matcher Syntax](#)
- **message\_signer (string, optional):** The name of the message signer. If specified only messages with this signer are passed to the filter for processing.
- **ticker\_interval (uint, optional):** Frequency (in seconds) that a timer event will be sent to the filter. Defaults to not sending timer events.
- **can\_exit (bool, optional)** New in version 0.7.  
Whether or not this plugin can exit without causing Heka to shutdown. Defaults to false for non-sandbox filters, and true for sandbox filters.

### 2.7.2 Available Filter Plugins

#### Circular Buffer Delta Aggregator

New in version 0.5.

Plugin Name: **SandboxFilter**

File Name: **lua\_filters/cbufd\_aggregator.lua**

Collects the circular buffer delta output from multiple instances of an upstream sandbox filter (the filters should all be the same version at least with respect to their cbuf output). The purpose is to recreate the view at a larger scope in each level of the aggregation i.e., host view -> datacenter view -> service level view.

Config:

- **enable\_delta (bool, optional, default false)** Specifies whether or not this aggregator should generate cbuf deltas.
- **anomaly\_config(string) - (see [Anomaly Detection Module](#))** A list of anomaly detection specifications. If not specified no anomaly detection/alerting will be performed.
- **preservation\_version (uint, optional, default 0)** If *preserve\_data = true* is set in the SandboxFilter configuration, then this value should be incremented every time the *enable\_delta* configuration is changed to prevent the plugin from failing to start during data restoration.

*Example Heka Configuration*

```
[TelemetryServerMetricsAggregator]
type = "SandboxFilter"
message_matcher = "Logger == 'TelemetryServerMetrics' && Fields[payload_type] == 'cbufd'"
ticker_interval = 60
filename = "lua_filters/cbufd_aggregator.lua"
preserve_data = true

[TelemetryServerMetricsAggregator.config]
```

```
enable_delta = false
anomaly_config = 'roc("Request Statistics", 1, 15, 0, 1.5, true, false)'
preservation_version = 0
```

### CBuf Delta Aggregator By Hostname

New in version 0.5.

Plugin Name: **SandboxFilter**

File Name: **lua\_filters/cbufd\_host\_aggregatory.lua**

Collects the circular buffer delta output from multiple instances of an upstream sandbox filter (the filters should all be the same version at least with respect to their cbuf output). Each column from the source circular buffer will become its own graph. i.e., 'Error Count' will become a graph with each host being represented in a column.

Config:

- **max\_hosts (uint)** Pre-allocates the number of host columns in the graph(s). If the number of active hosts exceed this value, the plugin will terminate.
- **rows (uint)** The number of rows to keep from the original circular buffer. Storing all the data from all the hosts is not practical since you will most likely run into memory and output size restrictions (adjust the view down as necessary).
- **host\_expiration (uint, optional, default 120 seconds)** The amount of time a host has to be inactive before it can be replaced by a new host.
- **preservation\_version (uint, optional, default 0)** If *preserve\_data = true* is set in the SandboxFilter configuration, then this value should be incremented every time the *max\_hosts* or *rows* configuration is changed to prevent the plugin from failing to start during data restoration.

*Example Heka Configuration*

```
[TelemetryServerMetricsHostAggregator]
type = "SandboxFilter"
message_matcher = "Logger == 'TelemetryServerMetrics' && Fields[payload_type] == 'cbufd'"
ticker_interval = 60
filename = "lua_filters/cbufd_host_aggregatory.lua"
preserve_data = true

[TelemetryServerMetricsHostAggregator.config]
max_hosts = 5
rows = 60
host_expiration = 120
preservation_version = 0
```

### Counter Filter

Plugin Name: **CounterFilter**

Once per ticker interval a CounterFilter will generate a message of type *heka.counter-output*. The payload will contain text indicating the number of messages that matched the filter's *message\_matcher* value during that interval (i.e. it counts the messages the plugin received). Every ten intervals an extra message (also of type *heka.counter-output*) goes out, containing an aggregate count and average per second throughput of messages received.

Config:

- **ticker\_interval (int, optional):** Interval between generated counter messages, in seconds. Defaults to 5.

Example:

```
[CounterFilter]
message_matcher = "Type != 'heka.counter-output'"
```

## Disk Stats Filter

New in version 0.7.

Plugin Name: **SandboxFilter**

File Name: **lua\_filters/diskstats.lua**

Graphs disk IO stats. It automatically converts the running totals of Writes and Reads into rates of the values. The time based fields are left as running totals of the amount of time doing IO. Expects to receive messages with disk IO data embedded in a particular set of message fields which matches what is generated by [Linux Disk Stats Decoder](#): WritesCompleted, ReadsCompleted, SectorsWritten, SectorsRead, WritesMerged, ReadsMerged, TimeWriting, TimeReading, TimeDoingIO, WeightedTimeDoingIO, TickerInterval.

Config:

- **rows (uint, optional, default 1440)** Sets the size of the sliding window i.e., 1440 rows representing 60 seconds per row is a 24 sliding hour window with 1 minute resolution.
- **anomaly\_config(string)** - (see [Anomaly Detection Module](#))

*Example Heka Configuration*

```
[DiskStatsFilter]
type = "SandboxFilter"
filename = "lua_filters/diskstats.lua"
preserve_data = true
message_matcher = "Type == 'stats.diskstats'"
```

## Frequent Items

New in version 0.5.

Plugin Name: **SandboxFilter**

File Name: **lua\_filters/frequent\_items.lua**

Calculates the most frequent items in a data stream.

Config:

- **message\_variable (string)** The message variable name containing the items to be counted.
- **max\_items (uint, optional, default 1000)** The maximum size of the sample set (higher will produce a more accurate list).

- **min\_output\_weight (uint, optional, default 100)** Used to reduce the long tail output by only outputting the higher frequency items.
- **reset\_days (uint, optional, default 1)** Resets the list after the specified number of days (on the UTC day boundary). A value of 0 will never reset the list.

### Example Heka Configuration

```
[FxaAuthServerFrequentIP]
type = "SandboxFilter"
filename = "lua_filters/frequent_items.lua"
ticker_interval = 60
preserve_data = true
message_matcher = "Logger == 'nginx.access' && Type == 'fxa-auth-server'"

[FxaAuthServerFrequentIP.config]
message_variable = "Fields[remote_addr]"
max_items = 10000
min_output_weight = 100
reset_days = 1
```

## Heka Memory Statistics

New in version 0.6.

Plugin Name: **SandboxFilter**

File Name: **lua\_filters/heka\_memstat.lua**

Graphs the Heka memory statistics using the heka.memstat message generated by pipeline/report.go.

Config:

- **rows (uint, optional, default 1440)** Sets the size of the sliding window i.e., 1440 rows representing 60 seconds per row is a 24 sliding hour window with 1 minute resolution.
- **sec\_per\_row (uint, optional, default 60)** Sets the size of each bucket (resolution in seconds) in the sliding window.
- **anomaly\_config (string, optional)** See *Anomaly Detection Module*.
- **preservation\_version (uint, optional, default 0)** If *preserve\_data = true* is set in the SandboxFilter configuration, then this value should be incremented every time the *rows* or *sec\_per\_row* configuration is changed to prevent the plugin from failing to start during data restoration.

### Example Heka Configuration

```
[HekaMemstat]
type = "SandboxFilter"
filename = "lua_filters/heka_memstat.lua"
ticker_interval = 60
preserve_data = true
message_matcher = "Type == 'heka.memstat'"
```

## HTTP Status Graph

New in version 0.5.

Plugin Name: **SandboxFilter**

File Name: **lua\_filters/http\_status.lua**

Graphs HTTP status codes using the numeric Fields[status] variable collected from web server access logs.

Config:

- **sec\_per\_row** (uint, optional, default 60) Sets the size of each bucket (resolution in seconds) in the sliding window.
- **rows** (uint, optional, default 1440) Sets the size of the sliding window i.e., 1440 rows representing 60 seconds per row is a 24 sliding hour window with 1 minute resolution.
- **anomaly\_config** (string, optional) See [Anomaly Detection Module](#).
- **preservation\_version** (uint, optional, default 0) If *preserve\_data* = *true* is set in the SandboxFilter configuration, then this value should be incremented every time the *sec\_per\_row* or *rows* configuration is changed to prevent the plugin from failing to start during data restoration.

*Example Heka Configuration*

```
[FxaAuthServerHTTPStatus]
type = "SandboxFilter"
filename = "lua_filters/http_status.lua"
ticker_interval = 60
preserve_data = true
message_matcher = "Logger == 'nginx.access' && Type == 'fxa-auth-server'"

[FxaAuthServerHTTPStatus.config]
sec_per_row = 60
rows = 1440
anomaly_config = 'roc("HTTP Status", 2, 15, 0, 1.5, true, false) roc("HTTP Status", 4, 15, 0, 1.5, true, false)'
preservation_version = 0
```

## Load Average Filter

New in version 0.7.

Plugin Name: **SandboxFilter**

File Name: **lua\_filters/loadavg.lua**

Graphs the load average and process count data. Expects to receive messages containing fields entitled *1MinAvg*, *5MinAvg*, *15MinAvg*, and *NumProcesses*, such as those generated by the [Linux Load Average Decoder](#).

Config:

- **sec\_per\_row** (uint, optional, default 60) Sets the size of each bucket (resolution in seconds) in the sliding window.
- **rows** (uint, optional, default 1440) Sets the size of the sliding window i.e., 1440 rows representing 60 seconds per row is a 24 sliding hour window with 1 minute resolution.
- **anomaly\_config** (string, optional) See [Anomaly Detection Module](#).
- **preservation\_version** (uint, optional, default 0) If *preserve\_data* = *true* is set in the SandboxFilter configuration, then this value should be incremented every time the *sec\_per\_row* or *rows* configuration is changed to prevent the plugin from failing to start during data restoration.

### Example Heka Configuration

```
[LoadAvgFilter]
type = "SandboxFilter"
filename = "lua_filters/loadavg.lua"
ticker_interval = 60
preserve_data = true
message_matcher = "Type == 'stats.loadavg'"
```

## Memory Stats Filter

New in version 0.7.

Plugin Name: **SandboxFilter**

File Name: **lua\_filters/memstats.lua**

Graphs memory usage statistics. Expects to receive messages with memory usage data embedded in a specific set of message fields, which matches the messages generated by *Linux Memory Stats Decoder*: MemFree, Cached, Active, Inactive, VmallocUsed, Shmem, SwapCached.

Config:

- **sec\_per\_row** (uint, optional, default 60) Sets the size of each bucket (resolution in seconds) in the sliding window.
- **rows** (uint, optional, default 1440) Sets the size of the sliding window i.e., 1440 rows representing 60 seconds per row is a 24 sliding hour window with 1 minute resolution.
- **anomaly\_config** (string, optional) See *Anomaly Detection Module*.
- **preservation\_version** (uint, optional, default 0) If *preserve\_data* = true is set in the SandboxFilter configuration, then this value should be incremented every time the *sec\_per\_row* or *rows* configuration is changed to prevent the plugin from failing to start during data restoration.

### Example Heka Configuration

```
[MemoryStatsFilter]
type = "SandboxFilter"
filename = "lua_filters/memstats.lua"
ticker_interval = 60
preserve_data = true
message_matcher = "Type == 'stats.memstats'"
```

## Heka Process Message Failures

New in version 0.7.

Plugin Name: **SandboxFilter**

File Name: **lua\_filters/heka\_process\_message\_failures.lua**

Monitors Heka's process message failures by plugin.

Config:

- **anomaly\_config(string)** - (see *Anomaly Detection Module*) A list of anomaly detection specifications. If not specified a default of 'mww\_nonparametric("DEFAULT", 1, 5, 10, 0.7)' is used. The "DEFAULT" settings are applied to any plugin without an explicit specification.

#### Example Heka Configuration

```
[HekaProcessMessageFailures]
type = "SandboxFilter"
filename = "lua_filters/heka_process_message_failures.lua"
ticker_interval = 60
preserve_data = false # the counts are reset on Heka restarts and the monitoring should be too.
message_matcher = "Type == 'heka.all-report'"
```

## Heka Message Schema

New in version 0.5.

Plugin Name: **SandboxFilter**

File Name: **lua\_filters/heka\_message\_schema.lua**

Generates documentation for each unique message in a data stream. The output is a hierarchy of Logger, Type, EnvVersion, and a list of associated message field attributes including their counts (number in the brackets). This plugin is meant for data discovery/exploration and should not be left running on a production system.

Config:

<none>

#### Example Heka Configuration

```
[SyncMessageSchema]
type = "SandboxFilter"
filename = "lua_filters/heka_message_schema.lua"
ticker_interval = 60
preserve_data = false
message_matcher = "Logger != 'SyncMessageSchema' && Logger =~ /^Sync/"
```

#### Example Output

```
Sync-1_5-Webserver [54600]
  slf [54600]
    -no version- [54600]
      upstream_response_time (mismatch)
      http_user_agent (string)
      body_bytes_sent (number)
      remote_addr (string)
      request (string)
      upstream_status (mismatch)
      status (number)
      request_time (number)
      request_length (number)
Sync-1_5-SlowQuery [37]
```

```
mysql.slow-query [37]
  -no version- [37]
    Query_time (number)
    Rows_examined (number)
    Rows_sent (number)
    Lock_time (number)
```

## MySQL Slow Query

New in version 0.6.

Plugin Name: **SandboxFilter**

File Name: **lua\_filters/mysql\_slow\_query.lua**

Graphs MySQL slow query data produced by the *MySQL Slow Query Log Decoder*.

Config:

- **sec\_per\_row** (uint, optional, default 60) Sets the size of each bucket (resolution in seconds) in the sliding window.
- **rows** (uint, optional, default 1440) Sets the size of the sliding window i.e., 1440 rows representing 60 seconds per row is a 24 sliding hour window with 1 minute resolution.
- **anomaly\_config** (string, optional) See *Anomaly Detection Module*.
- **preservation\_version** (uint, optional, default 0) If *preserve\_data = true* is set in the SandboxFilter configuration, then this value should be incremented every time the *sec\_per\_row* or *rows* configuration is changed to prevent the plugin from failing to start during data restoration.

*Example Heka Configuration*

```
[Sync-1_5-SlowQueries]
type = "SandboxFilter"
message_matcher = "Logger == 'Sync-1_5-SlowQuery'"
ticker_interval = 60
filename = "lua_filters/mysql_slow_query.lua"

[Sync-1_5-SlowQueries.config]
anomaly_config = 'mww_nonparametric("Statistics", 5, 15, 10, 0.8)'
preservation_version = 0
```

## Sandbox Filter

Plugin Name: **SandboxFilter**

The sandbox filter provides an isolated execution environment for data analysis. Any output generated by the sandbox is injected into the payload of a new message for further processing or to be output.

Config:

- *Common Filter Parameters*
- *Common Sandbox Parameters*



Example:

```
[hekabench_counter]
type = "SandboxFilter"
message_matcher = "Type == 'hekabench'"
ticker_interval = 1
filename = "counter.lua"
preserve_data = true
profile = false

[hekabench_counter.config]
rows = 1440
sec_per_row = 60
```

## Sandbox Manager Filter

Plugin Name: **SandboxManagerFilter**

The SandboxManagerFilter provides dynamic control (start/stop) of sandbox filters in a secure manner without stopping the Heka daemon. Commands are sent to a SandboxManagerFilter using a signed Heka message. The intent is to have one manager per access control group each with their own message signing key. Users in each group can submit a signed control message to manage any filters running under the associated manager. A signed message is not an enforced requirement but it is highly recommended in order to restrict access to this functionality.

### SandboxManagerFilter Settings

- *Common Filter Parameters*
- **working\_directory (string):** The directory where the filter configurations, code, and states are preserved. The directory can be unique or shared between sandbox managers since the filter names are unique per manager. Defaults to a directory in \${BASE\_DIR}/sbxmgrs with a name generated from the plugin name.
- **module\_directory (string):** The directory where ‘require’ will attempt to load the external Lua modules from. Defaults to \${SHARE\_DIR}/lua\_modules.
- **max\_filters (uint):** The maximum number of filters this manager can run.

New in version 0.5.

- **memory\_limit (uint):** The number of bytes managed sandboxes are allowed to consume before being terminated (default 8MiB).
- **instruction\_limit (uint):** The number of instructions managed sandboxes are allowed to execute during the process\_message/timer\_event functions before being terminated (default 1M).
- **output\_limit (uint):** The number of bytes managed sandbox output buffers can hold before being terminated (default 63KiB). Warning: messages exceeding 64KiB will generate an error and be discarded by the standard output plugins (File, TCP, UDP) since they exceed the maximum message size.

Example

```
[OpsSandboxManager]
type = "SandboxManagerFilter"
message_signer = "ops"
# message_matcher = "Type == 'heka.control.sandbox'" # automatic default setting
max_filters = 100
```

## Stat Filter

Plugin Name: **StatFilter**

Filter plugin that accepts messages of a specified form and uses extracted message data to feed statsd-style numerical metrics in the form of *Stat* objects to a *StatAccumulator*.

Config:

- **Metric:**

Subsection defining a single metric to be generated. Both the *name* and *value* fields for each metric support interpolation of message field values (from ‘Type’, ‘Hostname’, ‘Logger’, ‘Payload’, or any dynamic field name) with the use of %% delimiters, so *%Hostname%* would be replaced by the message’s Hostname field, and *%Foo%* would be replaced by the first value of a dynamic field called “Foo”:

  - **type (string):** Metric type, supports “Counter”, “Timer”, “Gauge”.
  - **name (string):** Metric name, must be unique.
  - **value (string):** Expression representing the (possibly dynamic) value that the *StatFilter* should emit for each received message.
- **stat\_accum\_name (string):** Name of a StatAccumInput instance that this StatFilter will use as its StatAccumulator for submitting generated stat values. Defaults to “StatAccumInput”.

Example:

```
[StatAccumInput]
ticker_interval = 5

[StatsdInput]
address = "127.0.0.1:29301"

[Hits]
type = "StatFilter"
message_matcher = 'Type == "ApacheLogfile"'

[Hits.Metric.bandwidth]
type = "Counter"
name = "httpd.bytes.%Hostname%"
value = "%Bytes%"

[Hits.Metric.method_counts]
type = "Counter"
name = "httpd.hits.%Method%.%Hostname%"
value = "1"
```

---

**Note:** StatFilter requires an available StatAccumInput to be running.

---

## Stats Graph

New in version 0.7.

Plugin Name: **SandboxFilter**

File Name: **lua\_filters/stat\_graph.lua**

Converts stat values extracted from statmetric messages (see *Stat Accumulator Input*) to circular buffer data and periodically emits messages containing this data to be graphed by a DashboardOutput. Note that this filter expects the stats data to be available in the message fields, so the StatAccumInput *must* be configured with *emit\_in\_fields* set to true for this filter to work correctly.

Config:

- **title (string, optional, default “Stats”):** Title for the graph output generated by this filter.
- **rows (uint, optional, default 300):** The number of rows to store in our circular buffer. Each row represents one time interval.
- **sec\_per\_row (uint, optional, default 1):** The number of seconds in each circular buffer time interval.
- **stats (string):** Space separated list of stat names. Each specified stat will be expected to be found in the fields of the received statmetric messages, and will be extracted and inserted into its own column in the accumulated circular buffer.
- **stat\_labels (string):** Space separated list of header label names to use for the extracted stats. Must be in the same order as the specified stats. Any label longer than 15 characters will be truncated.
- **anomaly\_config (string, optional):** Anomaly detection configuration, see *Anomaly Detection Module*.
- **preservation\_version (uint, optional, default 0):** If *preserve\_data = true* is set in the SandboxFilter configuration, then this value should be incremented every time any edits are made to your *rows*, *sec\_per\_row*, *stats*, or *stat\_labels* values, or else Heka will fail to start because the preserved data will no longer match the filter’s data structure.
- **stat\_aggregation (string, optional, default “sum”):**  
**Controls how the column data is aggregated when combining multiple circular buffers.** “sum” - The total is computed for the time/column (default). “min” - The smallest value is retained for the time/column. “max” - The largest value is retained for the time/column. “none” - No aggregation will be performed the column.
- **stat\_unit (string, optional, default “count”):** The unit of measure (maximum 7 characters). Alpha numeric, ‘/’, and ‘\*’ characters are allowed everything else will be converted to underscores. i.e. KiB, Hz, m/s (default: count).

*Example Heka Configuration*

```
[stat-graph]
type = "SandboxFilter"
filename = "lua_filters/stat_graph.lua"
ticker_interval = 10
preserve_data = true
message_matcher = "Type == 'heka.statmetric'"

[stat-graph.config]
title = "Hits and Misses"
rows = 1440
stat_aggregation = "none"
stat_unit = "count"
sec_per_row = 10
stats = "stats.counters.hits.count stats.counters.misses.count"
stat_labels = "hits misses"
anomaly_config = 'roc("Hits and Misses", 1, 15, 0, 1.5, true, false) roc("Hits and Misses", 2, 15, 0, 1.5, true, false)'
preservation_version = 0
```

## Unique Items

New in version 0.6.

Plugin Name: **SandboxFilter**

File Name: **lua\_filters/unique\_items.lua**

Counts the number of unique items per day e.g. active daily users by uid.

Config:

- **message\_variable** (string, required) The Heka message variable containing the item to be counted.
- **title** (string, optional, default “Estimated Unique Daily *message\_variable*”) The graph title for the cbuf output.
- **enable\_delta** (bool, optional, default false) Specifies whether or not this plugin should generate cbuf deltas. Deltas should be enabled when sharding is used; see: *Circular Buffer Delta Aggregator*.
- **preservation\_version** (uint, optional, default 0) If *preserve\_data* = *true* is set in the SandboxFilter configuration, then this value should be incremented every time the *enable\_delta* configuration is changed to prevent the plugin from failing to start during data restoration.

*Example Heka Configuration*

```
[FxaActiveDailyUsers]
type = "SandboxFilter"
filename = "lua_filters/unique_items.lua"
ticker_interval = 60
preserve_data = true
message_matcher = "Logger == 'FxaAuth' && Type == 'request.summary' && Fields[path] == '/v1/certificat

[FxaActiveDailyUsers.config]
message_variable = "Fields[uid]"
title = "Estimated Active Daily Users"
preservation_version = 0
```

## 2.8 Encoders

New in version 0.6.

### 2.8.1 Available Encoder Plugins

#### Alert Encoder

Plugin Name: **SandboxEncoder**

File Name: **lua\_encoders/alert.lua**

Produces more human readable alert messages.

Config:

<none>

*Example Heka Configuration*

```
[FxaAlert]
type = "SmtpOutput"
message_matcher = "Type == 'heka.sandbox-output' && Fields[payload_type] == 'alert' && Logger =~ /^F"
send_from = "heka@example.com"
send_to = ["alert@example.com"]
auth = "Plain"
user = "test"
password = "testpw"
host = "localhost:25"
encoder = "AlertEncoder"

[AlertEncoder]
type = "SandboxEncoder"
filename = "lua_encoders/alert.lua"
```

*Example Output***Timestamp** 2014-05-14T14:20:18Z**Hostname** ip-10-226-204-51**Plugin** FxaBrowserIdHTTPStatus**Alert** HTTP Status - algorithm: roc col: 1 msg: detected anomaly, standard deviation exceeds 1.5**CBUF Librato Encoder**

New in version 0.8.

Plugin Name: **SandboxEncoder**File Name: **lua\_encoders/cbuf\_librato.lua**

Extracts data from SandboxFilter circular buffer output messages and uses it to generate time series JSON structures that will be accepted by Librato's [POST API](#). It will keep track of the last time it's seen a particular message, keyed by filter name and output name. The first time it sees a new message, it will send data from all of the rows except the last one, which is possibly incomplete. For subsequent messages, the encoder will automatically extract data from all of the rows that have elapsed since the last message was received.

The SandboxEncoder *preserve\_data* setting should be set to true when using this encoder, or else the list of received messages will be lost whenever Heka is restarted, possibly causing the same data rows to be sent to Librato multiple times.

Config:

&lt;none&gt;

*Example Heka Configuration*

```
[cbuf_librato_encoder]
type = "SandboxEncoder"
filename = "lua_encoders/cbuf_librato.lua"
preserve_data = true

[librato]
type = "HttpOutput"
message_matcher = "Type == 'heka.sandbox-output' && Fields[payload_type] == 'cbuf'"
```

```
encoder = "cbuf_librato_encoder"
address = "https://metrics-api.librato.com/v1/metrics"
username = "username@example.com"
password = "SECRET"
[librato.headers]
Content-Type = ["application/json"]
```

*Example Output*

```
{ "gauges": [ { "value": 12, "measure_time": 1410824950, "name": "HTTP_200", "source": "thor" }, { "value": 1, "measu
```

## ElasticSearch JSON Encoder

Plugin Name: **ESJsonEncoder**

This encoder serializes a Heka message into a clean JSON format, preceded by a separate JSON structure containing information required for ElasticSearch [BulkAPI](#) indexing. The JSON serialization is done by hand, without the use of Go's stdlib JSON marshalling. This is so serialization can succeed even if the message contains invalid UTF-8 characters, which will be encoded as U+FFFD. Config:

- **index (string):** Name of the ES index into which the messages will be inserted. Supports interpolation of message field values (from 'Type', 'Hostname', 'Pid', 'UUID', 'Logger', 'EnvVersion', 'Severity', a field name, or a timestamp format) with the use of '%{' chars, so '%{Hostname}-%{Logger}-data' would add the records to an ES index called 'some.example.com-processname-data'. Defaults to 'heka-%{2006.01.02}'.
- **type\_name (string):** Name of ES record type to create. Supports interpolation of message field values (from 'Type', 'Hostname', 'Pid', 'UUID', 'Logger', 'EnvVersion', 'Severity', field name, or a timestamp format) with the use of '%{' chars, so '%{Hostname}-stat' would create an ES record with a type of 'some.example.com-stat'. Defaults to 'message'.
- **fields ([]string):** The 'fields' parameter specifies that only specific message data should be indexed into ElasticSearch. Available fields to choose are "Uuid", "Timestamp", "Type", "Logger", "Severity", "Payload", "EnvVersion", "Pid", "Hostname", and "Fields" (where "Fields" causes the inclusion of any and all dynamically specified message fields. Defaults to including all of the supported message fields.
- **timestamp (string):** Format to use for timestamps in generated ES documents. Defaults to "2006-01-02T15:04:05.000Z".
- **es\_index\_from\_timestamp (bool):** When generating the index name use the timestamp from the message instead of the current time. Defaults to false.
- **id (string):** Allows you to optionally specify the document id for ES to use. Useful for overwriting existing ES documents. If the value specified is placed within '%{' , it will be interpolated to its Field value. Default is allow ES to auto-generate the id.
- **raw\_bytes\_fields ([]string):** This specifies a set of fields which will be passed through to the encoded JSON output without any processing or escaping. This is useful for fields which contain embedded JSON objects to prevent the embedded JSON from being escaped as normal strings. Only supports dynamically specified message fields.

*Example*

```
[ESJsonEncoder]
index = "%{Type}-%{2006.01.02}"
es_index_from_timestamp = true
type_name = "%{Type}"

[ElasticSearchOutput]
```

```
message_matcher = "Type == 'nginx.access'"
encoder = "ESJsonEncoder"
flush_interval = 50
```

## ElasticSearch Logstash V0 Encoder

Plugin Name: **ESLogstashV0Encoder**

This encoder serializes a Heka message into a JSON format, preceded by a separate JSON structure containing information required for ElasticSearch [BulkAPI](#) indexing. The message JSON structure uses the original (i.e. “v0”) schema popularized by [Logstash](#). Using this schema can aid integration with existing Logstash deployments. This schema also plays nicely with the default Logstash dashboard provided by [Kibana](#).

The JSON serialization is done by hand, without using Go’s stdlib JSON marshallng. This is so serialization can succeed even if the message contains invalid UTF-8 characters, which will be encoded as U+FFFD. Config:

- **index (string):** Name of the ES index into which the messages will be inserted. Supports interpolation of message field values (from ‘Type’, ‘Hostname’, ‘Pid’, ‘UUID’, ‘Logger’, ‘EnvVersion’, ‘Severity’, a field name, or a timestamp format) with the use of ‘%{ }’ chars, so ‘%{Hostname}-%{Logger}-data’ would add the records to an ES index called ‘some.example.com-processname-data’. Defaults to ‘logstash-%{2006.01.02}’.
- **type\_name (string):** Name of ES record type to create. Supports interpolation of message field values (from ‘Type’, ‘Hostname’, ‘Pid’, ‘UUID’, ‘Logger’, ‘EnvVersion’, ‘Severity’, field name, or a timestamp format) with the use of ‘%{ }’ chars, so ‘%{Hostname}-stat’ would create an ES record with a type of ‘some.example.com-stat’. Defaults to ‘message’.
- **use\_message\_type (bool):** If false, the generated JSON’s @type value will match the ES record type specified in the type\_name setting. If true, the message’s Type value will be used as the @type value instead. Defaults to false.
- **fields ([string]):** The ‘fields’ parameter specifies that only specific message data should be indexed into ElasticSearch. Available fields to choose are “Uuid”, “Timestamp”, “Type”, “Logger”, “Severity”, “Payload”, “EnvVersion”, “Pid”, “Hostname”, and “Fields” (where “Fields” causes the inclusion of any and all dynamically specified message fields. Defaults to including all of the supported message fields. The “Payload” field is sent to ElasticSearch as “@message”.
- **timestamp (string):** Format to use for timestamps in generated ES documents. Defaults to “2006-01-02T15:04:05.000Z”.
- **es\_index\_from\_timestamp (bool):** When generating the index name use the timestamp from the message instead of the current time. Defaults to false.
- **id (string):** Allows you to optionally specify the document id for ES to use. Useful for overwriting existing ES documents. If the value specified is placed within %{ }, it will be interpolated to its Field value. Default is allow ES to auto-generate the id.
- **raw\_bytes\_fields ([string]):** This specifies a set of fields which will be passed through to the encoded JSON output without any processing or escaping. This is useful for fields which contain embedded JSON objects to prevent the embedded JSON from being escaped as normal strings. Only supports dynamically specified message fields.

Example

```
[ESLogstashV0Encoder]
es_index_from_timestamp = true
type_name = "%{Type}"

[ElasticSearchOutput]
```

```
message_matcher = "Type == 'nginx.access'"
encoder = "ESLogstashV0Encoder"
flush_interval = 50
```

### ElasticSearch Payload Encoder

Plugin Name: **SandboxEncoder**

File Name: **lua\_encoders/es\_payload.lua**

Prepends ElasticSearch BulkAPI index JSON to a message payload.

Config:

- **index (string, optional, default “heka-%{ %Y.%m.%d}”)** String to use as the `_index` key’s value in the generated JSON. Supports field interpolation as described below.
- **type\_name (string, optional, default “message”)** String to use as the `_type` key’s value in the generated JSON. Supports field interpolation as described below.
- **id (string, optional)** String to use as the `_id` key’s value in the generated JSON. Supports field interpolation as described below.
- **es\_index\_from\_timestamp (boolean, optional)** If true, then any time interpolation (often used to generate the ElasticSearch index) will use the timestamp from the processed message rather than the system time.

Field interpolation:

Data from the current message can be interpolated into any of the string arguments listed above. A `%{ }` enclosed field name will be replaced by the field value from the current message. Supported default field names are “Type”, “Hostname”, “Pid”, “UUID”, “Logger”, “EnvVersion”, and “Severity”. Any other values will be checked against the defined dynamic message fields. If no field matches, then a `C strftime` (on non-Windows platforms) or `C89 strftime` (on Windows) time substitution will be attempted.

*Example Heka Configuration*

```
[es_payload]
type = "SandboxEncoder"
filename = "lua_encoders/es_payload.lua"
    [es_payload.config]
        es_index_from_timestamp = true
        index = "%{Logger}-%{ %Y.%m.%d}"
        type_name = "%{Type}-%{Hostname}"

[ElasticSearchOutput]
message_matcher = "Type == 'mytype'"
encoder = "es_payload"
```

*Example Output*

```
{ "index": { "_index": "mylogger-2014.06.05", "_type": "mytype-host.domain.com" } }
{ "json": "data", "extracted": "from", "message": "payload" }
```

### Payload Encoder

Plugin Name: **PayloadEncoder**



The PayloadEncoder simply extracts the payload from the provided Heka message and converts it into a byte stream for delivery to an external resource. Config:

- **append\_newlines (bool, optional):** Specifies whether or not a newline character (i.e. *n*) will be appended to the captured message payload before serialization. Defaults to true.
- **prefix\_ts (bool, optional):** Specifies whether a timestamp will be prepended to the captured message payload before serialization. Defaults to false.
- **ts\_from\_message (bool, optional):** If true, the prepended timestamp will be extracted from the message that is being processed. If false, the prepended timestamp will be generated by the system clock at the time of message processing. Defaults to true. This setting has no impact if *prefix\_ts* is set to false.
- **ts\_format (string, optional):** Specifies the format that should be used for prepended timestamps, using Go's standard [time format specification strings](#). Defaults to `[2006/Jan/02:15:04:05 -0700]`. If the specified format string does not end with a space character, then a space will be inserted between the formatted timestamp and the payload.

Example

```
[PayloadEncoder]
append_newlines = false
prefix_ts = true
ts_format = "2006/01/02 3:04:05PM MST"
```

## Protobuf Encoder

Plugin Name: **ProtobufEncoder**

The ProtobufEncoder is used to serialize Heka message objects back into Heka's standard protocol buffers format. This is the format that Heka uses to communicate with other Heka instances, so one will always be included in your Heka configuration using the default "ProtobufEncoder" name whether specified or not.

The hekad protocol buffers message schema is defined in the *message.proto* file in the *message* package.

Config:

<none>

Example:

```
[ProtobufEncoder]
```

See also:

[Protocol Buffers](#) - Google's data interchange format

## Restructured Text Encoder

Plugin Name: **RstEncoder**

The RstEncoder generates a [reStructuredText](#) rendering of a Heka message, including all fields and attributes. It is useful for debugging, especially when coupled with a [Log Output](#).

Config:

<none>

Example:

```
[RstEncoder]

[LogOutput]
message_matcher = "TRUE"
encoder = "RstEncoder"
```

## Sandbox Encoder

Plugin Name: **SandboxEncoder**

The SandboxEncoder provides an isolated execution environment for converting messages into binary data without the need to recompile Heka. See *Sandbox*. Config:

- *Common Sandbox Parameters*

Example

```
[custom_json_encoder]
type = "SandboxEncoder"
filename = "path/to/custom_json_encoder.lua"

[custom_json_encoder.config]
msg_fields = ["field1", "field2"]
```

## Schema InfluxDB Encoder

New in version 0.8.

Plugin Name: **SandboxEncoder**

File Name: **lua\_encoders/schema\_influx.lua**

Converts full Heka message contents to JSON for InfluxDB HTTP API. Includes all standard message fields and iterates through all of the dynamically specified fields, skipping any bytes fields or any fields explicitly omitted using the *skip\_fields* config option.

Config:

- **series (string, optional, default “series”)** String to use as the *series* key’s value in the generated JSON. Supports interpolation of field values from the processed message, using *%{fieldname}*. Any *fieldname* values of “Type”, “Payload”, “Hostname”, “Pid”, “Logger”, “Severity”, or “EnvVersion” will be extracted from the the base message schema, any other values will be assumed to refer to a dynamic message field. Only the first value of the first instance of a dynamic message field can be used for series name interpolation. If the dynamic field doesn’t exist, the uninterpolated value will be left in the series name. Note that it is not possible to interpolate either the “Timestamp” or the “Uuid” message fields into the series name, those values will be interpreted as referring to dynamic message fields.
- **skip\_fields (string, optional, default “”)** Space delimited set of fields that should *not* be included in the InfluxDB records being generated. Any *fieldname* values of “Type”, “Payload”, “Hostname”, “Pid”, “Logger”, “Severity”, or “EnvVersion” will be assumed to refer to the corresponding field from the base message schema. Any other values will be assumed to refer to a dynamic message field.
- **multi\_series (boolean, optional, default false)** Instead of submitting all fields to InfluxDB as attributes of a single series, submit a series for each field that sets a “value” attribute to the value of the field. This also sets the name attribute to the series value with the field name appended to it by a “.”. This is the

recommended by InfluxDB for v0.9 onwards as it is found to provide better performance when querying and aggregating across multiple series.

- **exclude\_base\_fields (boolean, optional, default false)** Don't send the base fields to InfluxDB. This saves storage space by not including base fields that are mostly redundant and unused data. If skip\_fields includes base fields, this overrides it and will only be relevant for skipping dynamic fields.

#### Example Heka Configuration

```
[influxdb]
type = "SandboxEncoder"
filename = "lua_encoders/schema_influx.lua"
[influxdb.config]
    series = "heka.#{Logger}"
    skip_fields = "Pid EnvVersion"

[InfluxOutput]
message_matcher = "Type == 'influxdb'"
encoder = "influxdb"
type = "HttpOutput"
address = "http://influxdbserver.example.com:8086/db/databasename/series"
username = "influx_username"
password = "influx_password"
```

#### Example Output

```
[{"points": [[1.409378221e+21, "log", "test", "systemName", "TcpInput", 5, 1, "test"]], "name": "heka.MyLogger"}
```

## StatMetric InfluxDB Encoder

New in version 0.7.

Plugin Name: **SandboxEncoder**

File Name: **lua\_encoders/statmetric\_influx.lua**

Extracts data from message fields in *heka.statmetric* messages generated by a *Stat Accumulator Input* and generates JSON suitable for use with InfluxDB's [HTTP API](#). StatAccumInput must be configured with *emit\_in\_fields = true* for this encoder to work correctly.

Config:

<none>

#### Example Heka Configuration

```
[statmetric-influx-encoder]
type = "SandboxEncoder"
filename = "lua_encoders/statmetric_influx.lua"

[influx]
type = "HttpOutput"
message_matcher = "Type == 'heka.statmetric'"
address = "http://myinfluxserver.example.com:8086/db/stats/series"
encoder = "statmetric-influx-encoder"
username = "influx_username"
password = "influx_password"
```

Example Output

```
[{"points": [[1408404848, 78271]], "name": "stats.counters.000000.rate", "columns": ["time", "value"]}, {"po
```

## 2.9 Outputs

### 2.9.1 Common Output Parameters

There are some configuration options that are universally available to all Heka output plugins. These will be consumed by Heka itself when Heka initializes the plugin and do not need to be handled by the plugin-specific initialization code.

- **message\_matcher (string, optional):** Boolean expression, when evaluated to true passes the message to the filter for processing. Defaults to matching nothing. See: [Message Matcher Syntax](#)
- **message\_signer (string, optional):** The name of the message signer. If specified only messages with this signer are passed to the filter for processing.
- **ticker\_interval (uint, optional):** Frequency (in seconds) that a timer event will be sent to the filter. Defaults to not sending timer events.
- **encoder (string, optional):** New in version 0.6.  
Encoder to be used by the output. This should refer to the name of an encoder plugin section that is specified elsewhere in the TOML configuration. Messages can be encoded using the specified encoder by calling the `OutputRunner's Encode()` method.
- **use\_framing (bool, optional):** New in version 0.6.  
Specifies whether or not Heka's [Stream Framing](#) should be applied to the binary data returned from the `OutputRunner's Encode()` method.
- **can\_exit (bool, optional)** New in version 0.7.  
Whether or not this plugin can exit without causing Heka to shutdown. Defaults to false.

### 2.9.2 Available Output Plugins

#### AMQP Output

Plugin Name: **AMQPOutput**

Connects to a remote AMQP broker (RabbitMQ) and sends messages to the specified queue. The message is serialized if specified, otherwise only the raw payload of the message will be sent. As AMQP is dynamically programmable, the broker topology needs to be specified.

Config:

- **url (string):** An AMQP connection string formatted per the [RabbitMQ URI Spec](#).
- **exchange (string):** AMQP exchange name
- **exchange\_type (string):** AMQP exchange type (*fanout*, *direct*, *topic*, or *headers*).
- **exchange\_durability (bool):** Whether the exchange should be configured as a durable exchange. Defaults to non-durable.
- **exchange\_auto\_delete (bool):** Whether the exchange is deleted when all queues have finished and there is no publishing. Defaults to auto-delete.

- **routing\_key (string):** The message routing key used to bind the queue to the exchange. Defaults to empty string.
- **persistent (bool):** Whether published messages should be marked as persistent or transient. Defaults to non-persistent.
- **retries (RetryOptions, optional):** A sub-section that specifies the settings to be used for restart behavior. See [Configuring Restarting Behavior](#)

New in version 0.6.

- **content\_type (string):** MIME content type of the payload used in the AMQP header. Defaults to “application/hekad”.
- **encoder (string, optional)** Specifies which of the registered encoders should be used for converting Heka messages to binary data that is sent out over the AMQP connection. Defaults to the always available “ProtoBufEncoder”.
- **use\_framing (bool, optional):** Specifies whether or not the encoded data sent out over the TCP connection should be delimited by Heka’s [Stream Framing](#). Defaults to true.

New in version 0.6.

- **tls (TlsConfig):** An optional sub-section that specifies the settings to be used for any SSL/TLS encryption. This will only have any impact if *URL* uses the *AMQPS* URI scheme. See [Configuring TLS](#).

Example (that sends log lines from the logger):

```
[AMQPOutput]
url = "amqp://guest:guest@rabbitmq/"
exchange = "testout"
exchange_type = "fanout"
message_matcher = 'Logger == "TestWebserver"'
```

## Carbon Output

Plugin Name: **CarbonOutput**

CarbonOutput plugins parse the “stat metric” messages generated by a StatAccumulator and write the extracted counter, timer, and gauge data out to a [graphite](#) compatible [carbon](#) daemon. Output is written over a TCP or UDP socket using the [plaintext](#) protocol.

Config:

- **address (string):** An IP address:port on which this plugin will write to. (default: “localhost:2003”)

New in version 0.5.

- **protocol (string):** “tcp” or “udp” (default: “tcp”)
- **tcp\_keep\_alive (bool)** if set, keep the TCP connection open and reuse it until a failure; then retry (default: false)

Example:

```
[CarbonOutput]
message_matcher = "Type == 'heka.statmetric'"
address = "localhost:2003"
protocol = "udp"
```

## Dashboard Output

Plugin Name: **DashboardOutput**

Specialized output plugin that listens for certain Heka reporting message types and generates JSON data which is made available via HTTP for use in web based dashboards and health reports.

Config:

- **ticker\_interval (uint):** Specifies how often, in seconds, the dashboard files should be updated. Defaults to 5.
- **message\_matcher (string):** Defaults to “*Type == ‘heka.all-report’ || Type == ‘heka.sandbox-output’ || Type == ‘heka.sandbox-terminated’*”. Not recommended to change this unless you know what you’re doing.
- **address (string):** An IP address:port on which we will serve output via HTTP. Defaults to “0.0.0.0:4352”.
- **working\_directory (string):** File system directory into which the plugin will write data files and from which it will serve HTTP. The Heka process must have read / write access to this directory. Relative paths will be evaluated relative to the Heka base directory. Defaults to *\$(BASE\_DIR)/dashboard*.
- **static\_directory (string):** File system directory where the Heka dashboard source code can be found. The Heka process must have read access to this directory. Relative paths will be evaluated relative to the Heka base directory. Defaults to *\$(SHARE\_DIR)/dasher*.

New in version 0.7.

- **headers (subsection, optional):** It is possible to inject arbitrary HTTP headers into each outgoing response by adding a TOML subsection entitled “headers” to you HttpOutput config section. All entries in the subsection must be a list of string values.

Example:

```
[DashboardOutput]
ticker_interval = 30
```

## ElasticSearch Output

Plugin Name: **ElasticSearchOutput**

Output plugin that uses HTTP or UDP to insert records into an ElasticSearch database. Note that it is up to the specified encoder to both serialize the message into a JSON structure *and* to prepend that with the appropriate ElasticSearch BulkAPI indexing JSON. Usually this output is used in conjunction with an ElasticSearch-specific encoder plugin, such as *ElasticSearch JSON Encoder*, *ElasticSearch Logstash V0 Encoder*, or *ElasticSearch Payload Encoder*.

Config:

- **flush\_interval (int):** Interval at which accumulated messages should be bulk indexed into ElasticSearch, in milliseconds. Defaults to 1000 (i.e. one second).
- **flush\_count (int):** Number of messages that, if processed, will trigger them to be bulk indexed into ElasticSearch. Defaults to 10.
- **server (string):** ElasticSearch server URL. Supports [http://](#), [https://](#) and [udp://](#) urls. Defaults to “http://localhost:9200”.
- **connect\_timeout (int):** Time in milliseconds to wait for a server name resolving and connection to ES. It’s included in an overall time (see ‘http\_timeout’ option), if they both are set. Default is 0 (no timeout).
- **http\_timeout (int):** Time in milliseconds to wait for a response for each http post to ES. This may drop data as there is currently no retry. Default is 0 (no timeout).

- **http\_disable\_keepalives (bool):** Specifies whether or not re-using of established TCP connections to ElasticSearch should be disabled. Defaults to false, that means using both HTTP keep-alive mode and TCP keep-alives. Set it to true to close each TCP connection after ‘flushing’ messages to ElasticSearch.
- **username (string):** The username to use for HTTP authentication against the ElasticSearch host. Defaults to “” (i. e. no authentication).
- **password (string):** The password to use for HTTP authentication against the ElasticSearch host. Defaults to “” (i. e. no authentication).

New in version 0.9.

- **tls (TlsConfig):** An optional sub-section that specifies the settings to be used for any SSL/TLS encryption. This will only have any impact if *URL* uses the *HTTPS* URI scheme. See [Configuring TLS](#).
- **use\_buffering (bool, optional):** Buffer records to a disk-backed buffer on the Heka server before writing them to ElasticSearch. Defaults to true.
- **queue\_max\_buffer\_size (uint64, optional):** Defines maximum queue buffer size, in bytes. Defaults to 0, which means no max.
- **queue\_full\_action (string, optional):** Specifies how Heka should behave when the queue reaches the specified maximum capacity. There are currently three possible actions:
  - *shutdown* - Shuts down Heka.
  - *drop* - New messages are dropped until queue is available again. Already queued messages are unaffected.
  - *block* - Blocks processing of messages, tries to push last message until its possible.

Defaults to *shutdown*.

Example:

```
[ElasticSearchOutput]
message_matcher = "Type == 'sync.log'"
server = "http://es-server:9200"
flush_interval = 5000
flush_count = 10
encoder = "ESJsonEncoder"
```

## File Output

Plugin Name: **FileOutput**

Writes message data out to a file system.

Config:

- **path (string):** Full path to the output file. If date rotation is in use, then the output file path can support Go’s time.Format syntax to embed timestamps in the file path: <http://golang.org/pkg/time/#Time.Format>
- **perm (string, optional):** File permission for writing. A string of the octal digit representation. Defaults to “644”.
- **folder\_perm (string, optional):** Permissions to apply to directories created for FileOutput’s parent directory if it doesn’t exist. Must be a string representation of an octal integer. Defaults to “700”.
- **flush\_interval (uint32, optional):** Interval at which accumulated file data should be written to disk, in milliseconds (default 1000, i.e. 1 second). Set to 0 to disable.

- **flush\_count (uint32, optional):** Number of messages to accumulate until file data should be written to disk (default 1, minimum 1).
- **flush\_operator (string, optional):** Operator describing how the two parameters “flush\_interval” and “flush\_count” are combined. Allowed values are “AND” or “OR” (default is “AND”).

New in version 0.6.

- **use\_framing (bool, optional):** Specifies whether or not the encoded data sent out over the TCP connection should be delimited by Heka’s *Stream Framing*. Defaults to true if a ProtobufEncoder is used, false otherwise.

New in version 0.9.

- **rotation\_interval (uint32, optional):** Interval at which the output file should be rotated, in hours. Only the following values are allowed: 0, 1, 4, 12, 24 (set to 0 to disable). The files will be named relative to midnight of the day. Defaults to 0, i.e. disabled.

Example:

```
[counter_file]
type = "FileOutput"
message_matcher = "Type == 'heka.counter-output'"
path = "/var/log/heka/counter-output.log"
perm = "666"
flush_count = 100
flush_operator = "OR"
encoder = "PayloadEncoder"
```

New in version 0.6.

## HTTP Output

Plugin Name: **HttpOutput**

A very simple output plugin that uses HTTP GET, POST, or PUT requests to deliver data to an HTTP endpoint. When using POST or PUT request methods the encoded output will be uploaded as the request body. When using GET the encoded output will be ignored.

This output doesn’t support any request batching; each received message will generate an HTTP request. Batching can be achieved by use of a filter plugin that accumulates message data, periodically emitting a single message containing the batched, encoded HTTP request data in the payload. An HttpOutput can then be configured to capture these batch messages, using a *Payload Encoder* to extract the message payload.

For now the HttpOutput only supports statically defined request parameters (URL, headers, auth, etc.). Future iterations will provide a mechanism for dynamically specifying these values on a per-message basis.

Config:

- **address (string):** URL address of HTTP server to which requests should be sent. Must begin with “http://” or “https://”.
- **method (string, optional):** HTTP request method to use, must be one of GET, POST, or PUT. Defaults to POST.
- **username (string, optional):** If specified, HTTP Basic Auth will be used with the provided user name.
- **password (string, optional):** If specified, HTTP Basic Auth will be used with the provided password.
- **headers (subsection, optional):** It is possible to inject arbitrary HTTP headers into each outgoing request by adding a TOML subsection entitled “headers” to you HttpOutput config section. All entries in the subsection must be a list of string values.



- **http\_timeout(uint, optional):** Time in milliseconds to wait for a response for each http request. This may drop data as there is currently no retry. Default is 0 (no timeout)
- **tls (subsection, optional):** A sub-section that specifies the settings to be used for any SSL/TLS encryption. This will only have any impact if an “https://” address is used. See [Configuring TLS](#).

Example:

```
[PayloadEncoder]

[influxdb]
type = "HttpOutput"
message_matcher = "Type == 'influx.formatted'"
address = "http://influxdb.example.com:8086/db/stats/series"
encoder = "PayloadEncoder"
username = "MyUserName"
password = "MyPassword"
```

## IRC Output

Plugin Name: **IrcOutput**

Connects to an Irc Server and sends messages to the specified Irc channels. Output is encoded using the specified encoder, and expects output to be properly truncated to fit within the bounds of an Irc message before being receiving the output.

Config:

- **server (string):** A host:port of the irc server that Heka will connect to for sending output.
- **nick (string):** Irc nick used by Heka.
- **ident (string):** The Irc identity used to login with by Heka.
- **password (string, optional):** The password used to connect to the Irc server.
- **channels (list of strings):** A list of Irc channels which every matching Heka message is sent to. If there is a space in the channel string, then the part after the space is expected to be a password for a protected irc channel.
- **timeout (uint, optional):** The maximum amount of time (in seconds) to wait before timing out when connect, reading, or writing to the Irc server. Defaults to 10.
- **tls (TlsConfig, optional):** A sub-section that specifies the settings to be used for any SSL/TLS encryption. This will only have any impact if *use\_tls* is set to true. See [Configuring TLS](#).
- **queue\_size (uint, optional):** This is the maximum amount of messages Heka will queue per Irc channel before discarding messages. There is also a queue of the same size used if all per-irc channel queues are full. This is used when Heka is unable to send a message to an Irc channel, such as when it hasn't joined or has been disconnected. Defaults to 100.
- **rejoin\_on\_kick (bool, optional):** Set this if you want Heka to automatically re-join an Irc channel after being kicked. If not set, and Heka is kicked, it will not attempt to rejoin ever. Defaults to false.
- **ticker\_interval (uint, optional):** How often (in seconds) heka should send a message to the server. This is on a per message basis, not per channel. Defaults to 2.
- **time\_before\_reconnect (uint, optional):** How long to wait (in seconds) before reconnecting to the Irc server after being disconnected. Defaults to 3.
- **time\_before\_rejoin (uint, optional):** How long to wait (in seconds) before attempting to rejoin an Irc channel which is full. Defaults to 3.

- **max\_join\_retries (uint, optional):** The maximum amount of attempts Heka will attempt to join an Irc channel before giving up. After attempts are exhausted, Heka will no longer attempt to join the channel. Defaults to 3.
- **verbose\_irc\_logging (bool, optional):** Enable to see raw internal message events Heka is receiving from the server. Defaults to false.
- **encoder (string):** Specifies which of the registered encoders should be used for converting Heka messages into what is sent to the irc channels.
- **retries (RetryOptions, optional):** A sub-section that specifies the settings to be used for restart behavior. See *Configuring Restarting Behavior*

Example:

```
[IrcOutput]
message_matcher = 'Type == "alert"'
encoder = "PayloadEncoder"
server = "irc.mozilla.org:6667"
nick = "heka_bot"
ident = "heka_ident"
channels = [ "#heka_bot_irc testkeypassword" ]
rejoin_on_kick = true
queue_size = 200
ticker_interval = 1
```

## Kafka Output

Plugin Name: **KafkaOutput**

Connects to a Kafka broker and sends messages to the specified topic.

Config:

- **id (string)** Client ID string. Default is the hostname.
- **addrs ([]string)** List of brokers addresses.
- **metadata\_retries (int)** How many times to retry a metadata request when a partition is in the middle of leader election. Default is 3.
- **wait\_for\_election (uint32)** How long to wait for leader election to finish between retries (in milliseconds). Default is 250.
- **background\_refresh\_frequency (uint32)** How frequently the client will refresh the cluster metadata in the background (in milliseconds). Default is 600000 (10 minutes). Set to 0 to disable.
- **max\_open\_requests (int)** How many outstanding requests the broker is allowed to have before blocking attempts to send. Default is 4.
- **dial\_timeout (uint32)** How long to wait for the initial connection to succeed before timing out and returning an error (in milliseconds). Default is 60000 (1 minute).
- **read\_timeout (uint32)** How long to wait for a response before timing out and returning an error (in milliseconds). Default is 60000 (1 minute).
- **write\_timeout (uint32)** How long to wait for a transmit to succeed before timing out and returning an error (in milliseconds). Default is 60000 (1 minute).
- **partitioner (string)** Chooses the partition to send messages to. The valid values are *Random*, *RoundRobin*, *Hash*. Default is *Random*.

- **hash\_variable (string)** The message variable used for the Hash partitioner only. The variables are restricted to *Type*, *Logger*, *Hostname*, *Payload* or any of the message's dynamic field values. All dynamic field values will be converted to a string representation. Field specifications are the same as with the *Message Matcher Syntax* e.g. `Fields[foo][0][0]`.
- **topic\_variable (string)** The message variable used as the Kafka topic (cannot be used in conjunction with the 'topic' configuration). The variable restrictions are the same as the `hash_variable`.
- **topic (string)** A static Kafka topic (cannot be used in conjunction with the 'topic\_variable' configuration).
- **required\_acks (string)** The level of acknowledgement reliability needed from the broker. The valid values are *NoResponse*, *WaitForLocal*, *WaitForAll*. Default is *WaitForLocal*.
- **timeout (uint32)** The maximum duration the broker will wait for the receipt of the number of *RequiredAcks* (in milliseconds). This is only relevant when *RequiredAcks* is set to *WaitForAll*. Default is no timeout.
- **compression\_codec (string)** The type of compression to use on messages. The valid values are *None*, *GZIP*, *Snappy*. Default is *None*.
- **max\_buffer\_time (uint32)** The maximum duration to buffer messages before triggering a flush to the broker (in milliseconds). Default is 1.
- **max\_buffered\_bytes (uint32)** The threshold number of bytes buffered before triggering a flush to the broker. Default is 1.
- **back\_pressure\_threshold\_bytes (uint32)** The maximum number of bytes allowed to accumulate in the buffer before back-pressure is applied to *QueueMessage*. Without this, queueing messages too fast will cause the producer to construct requests larger than the *MaxRequestSize* (100 MiB). Default is  $50 * 1024 * 1024$  (50 MiB), cannot be more than (*MaxRequestSize* - 10 KiB).

Example (send various Fxa messages to a static Fxa topic):

```
[FxaKafkaOutput]
type = "KafkaOutput"
message_matcher = "Logger == 'FxaAuthWebserver' || Logger == 'FxaAuthServer'"
topic = "Fxa"
addrs = ["localhost:9092"]
encoder = "ProtobufEncoder"
```

## Log Output

Plugin Name: **LogOutput**

Logs messages to stdout using Go's *log* package.

Config:

<none>

Example:

```
[counter_output]
type = "LogOutput"
message_matcher = "Type == 'heka.counter-output'"
encoder = "PayloadEncoder"
```

## Nagios Output

Plugin Name: **NagiosOutput**

Specialized output plugin that listens for Nagios external command message types and delivers passive service check results to Nagios using either HTTP requests made to the Nagios `cmd.cgi` API or the use of the `send_nscs` binary. The message payload must consist of a state followed by a colon and then the message e.g., “OK:Service is functioning properly”. The valid states are: OK|WARNING|CRITICAL|UNKNOWN. Nagios must be configured with a service name that matches the Heka plugin instance name and the hostname where the plugin is running.

Config:

- **url (string, optional):** An HTTP URL to the Nagios `cmd.cgi`. Defaults to `http://localhost/nagios/cgi-bin/cmd.cgi`.
- **username (string, optional):** Username used to authenticate with the Nagios web interface. Defaults to empty string.
- **password (string, optional):** Password used to authenticate with the Nagios web interface. Defaults to empty string.
- **response\_header\_timeout (uint, optional):** Specifies the amount of time, in seconds, to wait for a server’s response headers after fully writing the request. Defaults to 2.
- **nagios\_service\_description (string, optional):** Must match Nagios service’s `service_description` attribute. Defaults to the name of the output.
- **nagios\_host (string, optional):** Must match the hostname of the server in nagios. Defaults to the `Hostname` attribute of the message.
- **send\_nscs\_bin (string, optional):** New in version 0.5.  
Use `send_nscs` program, as provided, rather than sending HTTP requests. Not supplying this value means HTTP will be used, and any other `send_nscs_*` settings will be ignored.
- **send\_nscs\_args ([string, optional]):** New in version 0.5.  
Arguments to use with `send_nscs`, usually at least the nagios hostname, e.g. `["-H", "nagios.somehost.com"]`. Defaults to an empty list.
- **send\_nscs\_timeout (int, optional):** New in version 0.5.  
Timeout for the `send_nscs` command, in seconds. Defaults to 5.
- **use\_tls (bool, optional):** New in version 0.5.  
Specifies whether or not SSL/TLS encryption should be used for the TCP connections. Defaults to false.
- **tls (TlsConfig, optional):** New in version 0.5.  
A sub-section that specifies the settings to be used for any SSL/TLS encryption. This will only have any impact if `use_tls` is set to true. See [Configuring TLS](#).

Example configuration to output alerts from SandboxFilter plugins:

```
[NagiosOutput]
url = "http://localhost/nagios/cgi-bin/cmd.cgi"
username = "nagiosadmin"
password = "nagiospw"
message_matcher = "Type == 'heka.sandbox-output' && Fields[payload_type] == 'nagios-external-command'"
```

Example Lua code to generate a Nagios alert:

```
inject_payload("nagios-external-command", "PROCESS_SERVICE_CHECK_RESULT", "OK:Alerts are working!")
```

## Sandbox Output

New in version 0.9.

Plugin Name: **SandboxOutput**

The SandboxOutput provides a flexible execution environment for data encoding and transmission without the need to recompile Heka. See *Sandbox*. Config:

- The common output configuration parameter ‘encoder’ is ignored since all data transformation should happen in the plugin.
- *Common Sandbox Parameters*

Example

```
[SandboxFileOutput]
type = "SandboxOutput"
filename = "fileoutput.lua"

[SandboxFileOutput.config]
path = "mylog.txt"
```

## SMTP Output

Plugin Name: **Smtputput**

New in version 0.5.

Outputs a Heka message in an email. The message subject is the plugin name and the message content is controlled by the `payload_only` setting. The primary purpose is for email alert notifications e.g., PagerDuty.

Config:

- **send\_from (string)** The email address of the sender. (default: “heka@localhost.localdomain”)
- **send\_to (array of strings)** An array of email addresses where the output will be sent to.
- **subject (string)** Custom subject line of email. (default: “Heka [Smtputput]”)
- **host (string)** SMTP host to send the email to (default: “127.0.0.1:25”)
- **auth (string)** SMTP authentication type: “none”, “Plain”, “CRAMMD5” (default: “none”)
- **user (string, optional)** SMTP user name
- **password (string, optional)** SMTP user password

New in version 0.9.

- **send\_interval (uint, optional)** Minimum time interval between each email, in seconds. First email in an interval goes out immediately, subsequent messages in the same interval are concatenated and all sent when the interval expires. Defaults to 0, meaning all emails are sent immediately.

Example:

```
[FxaAlert]
type = "Smtputput"
message_matcher = "((Type == 'heka.sandbox-output' && Fields[payload_type] == 'alert') || Type == 'heka.sandbox-output' && Fields[payload_type] == 'alert')
send_from = "heka@example.com"
send_to = ["alert@example.com"]
auth = "Plain"
user = "test"
```

```
password = "testpw"
host = "localhost:25"
encoder = "AlertEncoder"
```

### TCP Output

Plugin Name: **TcpOutput**

Output plugin that delivers Heka message data to a listening TCP connection. Can be used to deliver messages from a local running Heka agent to a remote Heka instance set up as an aggregator and/or router, or to any other arbitrary listening TCP server that knows how to process the encoded data.

Config:

- **address (string):** An IP address:port to which we will send our output data.
- **use\_tls (bool, optional):** Specifies whether or not SSL/TLS encryption should be used for the TCP connections. Defaults to false.

New in version 0.5.

- **tls (TlsConfig, optional):** A sub-section that specifies the settings to be used for any SSL/TLS encryption. This will only have any impact if *use\_tls* is set to true. See [Configuring TLS](#).
- **ticker\_interval (uint, optional):** Specifies how often, in seconds, the output queue files are rolled. Defaults to 300.

New in version 0.6.

- **local\_address (string, optional):** A local IP address to use as the source address for outgoing traffic to this destination. Cannot currently be combined with TLS connections.
- **encoder (string, optional):** Specifies which of the registered encoders should be used for converting Heka messages to binary data that is sent out over the TCP connection. Defaults to the always available “ProtobufEncoder”.
- **use\_framing (bool, optional):** Specifies whether or not the encoded data sent out over the TCP connection should be delimited by Heka’s [Stream Framing](#). Defaults to true if a ProtobufEncoder is used, false otherwise.
- **keep\_alive (bool):** Specifies whether or not [TCP keepalive](#) should be used for established TCP connections. Defaults to false.
- **keep\_alive\_period (int):** Time duration in seconds that a TCP connection will be maintained before keepalive probes start being sent. Defaults to 7200 (i.e. 2 hours).

New in version 0.9.

- **queue\_max\_buffer\_size (uint64):** Defines maximum queue buffer size, in bytes. Defaults to 0, which means no max.
- **queue\_full\_action (string, optional):** Specifies how Heka should behave when the queue reaches the specified maximum capacity. There are currently three possible actions:
  - *shutdown*: Shutdowns heka.
  - *drop*: Messages are dropped until queue is available again. Already queued messages are unaffected.
  - *block*: Blocks processing of messages, tries to push last message until its possible.Defaults to *shutdown*.

Example:

```
[aggregator_output]
type = "TcpOutput"
address = "heka-aggregator.mydomain.com:55"
local_address = "127.0.0.1"
message_matcher = "Type != 'logfile' && Type != 'heka.counter-output' && Type != 'heka.all-report'"
```

## UDP Output

New in version 0.7.

Plugin Name: **UdpOutput**

Output plugin that delivers Heka message data to a specified UDP or Unix datagram socket location.

Config:

- **net (string, optional):** Network type to use for communication. Must be one of “udp”, “udp4”, “udp6”, or “unixgram”. “unixgram” option only available on systems that support Unix datagram sockets. Defaults to “udp”.
- **address (string):** Address to which we will be sending the data. Must be IP:port for net types of “udp”, “udp4”, or “udp6”. Must be a path to a Unix datagram socket file for net type “unixgram”.
- **local\_address (string, optional):** Local address to use on the datagram packets being generated. Must be IP:port for net types of “udp”, “udp4”, or “udp6”. Must be a path to a Unix datagram socket file for net type “unixgram”.
- **encoder (string):** Name of registered encoder plugin that will extract and/or serialized data from the Heka message.
- **max\_message\_size (int):** Maximum size of message that is allowed to be sent via UdpOutput. Messages which exceeds this limit will be dropped. Defaults to 65507 (the limit for UDP packets in IPv4).

Example:

```
[PayloadEncoder]

[UdpOutput]
address = "myserver.example.com:34567"
encoder = "PayloadEncoder"
```

## Whisper Output

Plugin Name: **WhisperOutput**

WhisperOutput plugins parse the “statmetric” messages generated by a StatAccumulator and write the extracted counter, timer, and gauge data out to a [graphite](#) compatible [whisper database](#) file tree structure.

Config:

- **base\_path (string):** Path to the base directory where the whisper file tree will be written. Absolute paths will be honored, relative paths will be calculated relative to the Heka base directory. Defaults to “whisper” (i.e. “\$(BASE\_DIR)/whisper”).
- **default\_agg\_method (int):** Default aggregation method to use for each whisper output file. Supports the following values:
  0. Unknown aggregation method.

1. Aggregate using averaging. (default)
  2. Aggregate using summation.
  3. Aggregate using last received value.
  4. Aggregate using maximum value.
  5. Aggregate using minimum value.
- **default\_archive\_info** ([][int]): Default specification for new whisper db archives. Should be a sequence of 3-tuples, where each tuple describes a time interval's storage policy: [<offset> <# of secs per datapoint> <# of datapoints>] (see whisper docs for more info). Defaults to:

```
[ [0, 60, 1440], [0, 900, 8], [0, 3600, 168], [0, 43200, 1456] ]
```

The above defines four archive sections. The first uses 60 seconds for each of 1440 data points, which equals one day of retention. The second uses 15 minutes for each of 8 data points, for two hours of retention. The third uses one hour for each of 168 data points, or 7 days of retention. Finally, the fourth uses 12 hours for each of 1456 data points, representing two years of data.

- **folder\_perm** (string): Permission mask to be applied to folders created in the whisper database file tree. Must be a string representation of an octal integer. Defaults to “700”.

Example:

```
[WhisperOutput]
message_matcher = "Type == 'heka.statmetric'"
default_agg_method = 3
default_archive_info = [ [0, 30, 1440], [0, 900, 192], [0, 3600, 168], [0, 43200, 1456] ]
folder_perm = "755"
```

## 2.10 Monitoring Internal State

Heka can emit metrics about it's internal state to either an outgoing Heka message (and, through the DashboardOutput, to a web dashboard) or to stdout. Sending SIGUSR1 to hekad on a UNIX will send a plain text report to stdout. On Windows, you will need to send signal 10 to the hekad process using Powershell.

Sample text output

```
===== [heka.all-report] =====
inputRecycleChan:
  InChanCapacity: 100
  InChanLength: 99
injectRecycleChan:
  InChanCapacity: 100
  InChanLength: 98
Router:
  InChanCapacity: 50
  InChanLength: 0
  ProcessMessageCount: 26
ProtobufDecoder-0:
  InChanCapacity: 50
  InChanLength: 0
ProtobufDecoder-1:
  InChanCapacity: 50
  InChanLength: 0
ProtobufDecoder-2:
  InChanCapacity: 50
```



```

    InChanLength: 0
  ProtobufDecoder-3:
    InChanCapacity: 50
    InChanLength: 0
  DecoderPool-ProtobufDecoder:
    InChanCapacity: 4
    InChanLength: 4
  OpsSandboxManager:
    InChanCapacity: 50
    InChanLength: 0
    MatchChanCapacity: 50
    MatchChanLength: 0
    MatchAvgDuration: 0
    ProcessMessageCount: 0
  hekabench_counter:
    InChanCapacity: 50
    InChanLength: 0
    MatchChanCapacity: 50
    MatchChanLength: 0
    MatchAvgDuration: 445
    ProcessMessageCount: 0
    InjectMessageCount: 0
    Memory: 20644
    MaxMemory: 20644
    MaxInstructions: 18
    MaxOutput: 0
    ProcessMessageAvgDuration: 0
    TimerEventAvgDuration: 78532
  LogOutput:
    InChanCapacity: 50
    InChanLength: 0
    MatchChanCapacity: 50
    MatchChanLength: 0
    MatchAvgDuration: 406
  DashboardOutput:
    InChanCapacity: 50
    InChanLength: 0
    MatchChanCapacity: 50
    MatchChanLength: 0
    MatchAvgDuration: 336
=====

```

To enable the HTTP interface, you will need to enable the dashboard output plugin, see [Dashboard Output](#).

## 2.11 Extending Heka

The core of the Heka engine is written in the [Go](#) programming language. Heka supports six different types of plugins (inputs, splitters, decoders, filters, encoders, and outputs), which are also written in Go. This document will try to provide enough information for developers to extend Heka by implementing their own custom plugins. It assumes a small amount of familiarity with Go, although any reasonably experienced programmer will probably be able to follow along with no trouble.

**NOTE:** Heka also supports the use of security sandboxed [Lua](#) code for implementing the core logic of decoder, filter, and encoder plugins. This document only covers the development of Go plugins. You can learn more about sandboxed plugins in the [Sandbox](#) section.

### 2.11.1 Definitions

You should be familiar with the [Glossary](#) terminology before proceeding.

### 2.11.2 Overview

Each Heka plugin type performs a specific task. Inputs receive input from the outside world and inject the data into the Heka pipeline. Splitters slice the input stream into individual records. Decoders turn binary data into Message objects that Heka can process. Filters perform arbitrary processing of Heka message data. Encoders serialize Heka messages into arbitrary byte streams. Outputs send data from Heka back to the outside world. Each specific plugin has some custom behaviour, but it also shares behaviour w/ every other plugin of that type. A UDPIInput and a TCPIInput listen on the network differently, and a LogstreamerInput (reading files off the file system) doesn't listen on the network at all, but all of these inputs need to interact w/ the Heka system to access data structures, gain access to decoders to which we pass our incoming data, respond to shutdown and other system events, etc.

To support this all Heka plugins except encoders actually consist of two parts: the plugin itself, and an accompanying “plugin runner”. Inputs have an InputRunner, splitters have a SplitterRunner, decoders have a DecoderRunner, filters have a FilterRunner, and Outputs have an OutputRunner. The plugin itself contains the plugin-specific behaviour, and is provided by the plugin developer. The plugin runner contains the shared (by type) behaviour, and is provided by Heka. When Heka starts a plugin, it first creates and configures a plugin instance of the appropriate type, then it creates a plugin runner instance of the appropriate type, passing in the plugin.

For inputs, filters, and outputs, there's a 1:1 correspondence between sections specified in the config file and running plugin instances. This is not the case for splitters, decoders and encoders, however. Configuration sections for splitter, decoder and encoder plugins register *possible* configurations, but actual running instances of these types aren't created until they are used by input or output plugins.

### 2.11.3 Plugin Configuration

Heka uses a slightly modified version of [TOML](#) as its configuration file format (see: [Configuring hekad](#)), and provides a simple mechanism through which plugins can integrate with the configuration loading system to initialize themselves from settings in hekad's config file.

The minimal shared interface that a Heka plugin must implement in order to use the config system is (unsurprisingly) `Plugin`, defined in `pipeline_runner.go`:

```
type Plugin interface {  
    Init(config interface{}) error  
}
```

During Heka initialization an instance of every plugin listed in the configuration file will be created. The TOML configuration for each plugin will be parsed and the resulting configuration object will be passed in to the above specified `Init` method. The argument is of type `interface{}`. By default the underlying type will be `*pipeline.PluginConfig`, a map object that provides config data as key/value pairs. There is also a way for plugins to specify a custom struct to be used instead of the generic `PluginConfig` type (see [Custom Plugin Config Structs](#)). In either case, the config object will be already loaded with values read in from the TOML file, which your plugin code can then use to initialize itself. The input, filter, and output plugins will then be started so they can begin processing messages. The splitter, decoder, and encoder instances will be thrown away, with new ones created as needed when requested by input (for splitter and decoder) or output (for encoder) plugins.

As an example, imagine we're writing a filter that will deliver messages to a specific output plugin, but only if they come from a list of approved hosts. Both 'hosts' and 'output' would be required in the plugin's config section. Here's one version of what the plugin definition and `Init` method might look like:

```

type HostFilter struct {
    hosts map[string]bool
    output string
}

// Extract hosts value from config and store it on the plugin instance.
func (f *HostFilter) Init(config interface{}) error {
    var (
        hostsConf interface{}
        hosts      []interface{}
        host       string
        outputConf interface{}
        ok         bool
    )
    conf := config.(pipeline.PluginConfig)
    if hostsConf, ok = conf["hosts"]; !ok {
        return errors.New("No 'hosts' setting specified.")
    }
    if hosts, ok = hostsConf.([]interface{}); !ok {
        return errors.New("'hosts' setting not a sequence.")
    }
    if outputConf, ok = conf["output"]; !ok {
        return errors.New("No 'output' setting specified.")
    }
    if f.output, ok = outputConf.(string); !ok {
        return errors.New("'output' setting not a string value.")
    }
    f.hosts = make(map[string]bool)
    for _, h := range hosts {
        if host, ok = h.(string); !ok {
            return errors.New("Non-string host value.")
        }
        f.hosts[host] = true
    }
    return nil
}

```

(Note that this is a bit of a contrived example. In practice, you would generally route messages to specific outputs using the [Message Matcher Syntax](#).)

### 2.11.4 Restarting Plugins

In the event that your plugin fails to initialize properly at startup, hekad will exit. However, once hekad is running, if the plugin should fail (perhaps because a network connection dropped, a file became unavailable, etc) then the plugin will exit. If the plugin supports being restarted then Heka will attempt to reset, reinitialize, and restart the plugin. If this fails, Heka will try again up until the specified `max_retries` value. If the failure continues beyond the maximum number of retries, or if the plugin didn't support restarting in the first place, then Heka will either shut down or, if the plugin is a filter or an output with the `can_exit` setting set to true, the plugin will be removed from operation and Heka will continue to run.

If the reinitialization and restarting is successful, then the retry count will be reset to zero and everything will continue to function as normal.

To add restart support to your plugin, you must implement the `Restarting` interface defined in the `config.go` file:

```

type Restarting interface {
    CleanupForRestart()
}

```

```
}
```

The `CleanupForRestart` method will be called when the plugin's main run method exits, a single time. This allows you a place to perform any additional cleanup that might be necessary before attempting to reinitialize the plugin. After this, the runner will repeatedly call the plugin's `Init` method until it initializes successfully. It will then resume running it unless it exits again at which point the restart process will begin anew.

### 2.11.5 Custom Plugin Config Structs

In simple cases it might be fine to get plugin configuration data as a generic map of keys and values, but if there are more than a couple of config settings then checking for, extracting, and validating the values quickly becomes a lot of work. Heka plugins can instead specify a schema struct for their configuration data, into which the TOML configuration will be decoded.

Plugins that wish to provide a custom configuration struct should implement the `HasConfigStruct` interface defined in the `config.go` file:

```
type HasConfigStruct interface {  
    ConfigStruct() interface{}  
}
```

Any plugin that implements this method should return a struct that can act as the schema for the plugin configuration. Heka's config loader will then try to decode the plugin's TOML config into this struct. Note that this also gives you a way to specify default config values; you just populate your config struct as desired before returning it from the `ConfigStruct` method.

Let's look at the code for Heka's `UdpOutput`, which delivers messages to a UDP listener somewhere. The initialization code looks as follows:

```
// This is our plugin struct.  
type UdpOutput struct {  
    *UdpOutputConfig  
    conn net.Conn  
}  
  
// This is our plugin's config struct  
type UdpOutputConfig struct {  
    // Network type ("udp", "udp4", "udp6", or "unixgram"). Needs to match the  
    // input type.  
    Net string  
    // String representation of the address of the network connection to which  
    // we will be sending out packets (e.g. "192.168.64.48:3336").  
    Address string  
    // Optional address to use as the local address for the connection.  
    LocalAddress string `toml:"local_address"`  
}  
  
// Provides pipeline.HasConfigStruct interface.  
func (o *UdpOutput) ConfigStruct() interface{} {  
    return &UdpOutputConfig{  
        Net: "udp",  
    }  
}  
  
// Initialize UDP connection  
func (o *UdpOutput) Init(config interface{}) (err error) {  
    o.UdpOutputConfig = config.(*UdpOutputConfig) // assert we have the right config type
```

```

if o.Net == "unixgram" {
    if runtime.GOOS == "windows" {
        return errors.New("Can't use Unix datagram sockets on Windows.")
    }
    var unixAddr, lAddr *net.UnixAddr
    unixAddr, err = net.ResolveUnixAddr(o.Net, o.Address)
    if err != nil {
        return fmt.Errorf("Error resolving unixgram address '%s': %s", o.Address,
            err.Error())
    }
    if o.LocalAddress != "" {
        lAddr, err = net.ResolveUnixAddr(o.Net, o.LocalAddress)
        if err != nil {
            return fmt.Errorf("Error resolving local unixgram address '%s': %s",
                o.LocalAddress, err.Error())
        }
    }
    if o.conn, err = net.DialUnix(o.Net, lAddr, unixAddr); err != nil {
        return fmt.Errorf("Can't connect to '%s': %s", o.Address,
            err.Error())
    }
} else {
    var udpAddr, lAddr *net.UDPAddr
    if udpAddr, err = net.ResolveUDPAddr(o.Net, o.Address); err != nil {
        return fmt.Errorf("Error resolving UDP address '%s': %s", o.Address,
            err.Error())
    }
    if o.LocalAddress != "" {
        lAddr, err = net.ResolveUDPAddr(o.Net, o.LocalAddress)
        if err != nil {
            return fmt.Errorf("Error resolving local UDP address '%s': %s",
                o.Address, err.Error())
        }
    }
    if o.conn, err = net.DialUDP(o.Net, lAddr, udpAddr); err != nil {
        return fmt.Errorf("Can't connect to '%s': %s", o.Address,
            err.Error())
    }
}
return
}

```

In addition to specifying configuration options that are specific to your plugin, it is also possible to use the config struct to specify default values for any common configuration options that are processed by Heka, such as the `synchronous_decode` option available to Input plugins, or the `ticker_interval` and `message_matcher` values that are available to all filter and output plugins. If a config struct contains a uint attribute called `TickerInterval`, that will be used as a default ticker interval value (in seconds) if none is supplied in the TOML. Similarly, if a config struct contains a string attribute called `MessageMatcher`, that will be used as the default message routing rule if none is specified in the configuration file.

There is an optional configuration interface called `WantsName`. It provides a plugin access to its configured name before the runner has started. The `SandboxFilter` plugin uses the name to locate/load any preserved state before being run:

```

type WantsName interface {
    SetName(name string)
}

```

There is also a similar *WantsPipelineConfig* interface that can be used if a plugin needs access to the active *PipelineConfig* or *GlobalConfigStruct* values in the *ConfigStruct* or *Init* methods:

```
type WantsPipelineConfig interface {
    SetPipelineConfig(pConfig *pipeline.PipelineConfig)
}
```

Note that, in the case of inputs, filters, and outputs, these interfaces only need to be implemented if you need this information *before* the plugin is started. Once started, the plugin runner and a plugin helper will be passed in to the *Run* method, which make the plugin name and *PipelineConfig* struct available in other ways.

## 2.11.6 Inputs

Input plugins are responsible for acquiring data from the outside world and injecting this data into the Heka pipeline. An input might be passively listening for incoming network data or actively scanning external sources (either on the local machine or over a network). The input plugin interface is:

```
type Input interface {
    Run(ir InputRunner, h PluginHelper) (err error)
    Stop()
}
```

The *Run* method is called when Heka starts and, if all is functioning as intended, should not return until Heka is shut down. If a condition arises such that the input can not perform its intended activity it should return with an appropriate error, otherwise it should continue to run until a shutdown event is triggered by Heka calling the input's *Stop* method, at which time any clean-up should be done and a clean shutdown should be indicated by returning a nil error.

Inside the *Run* method, an input typically has three primary responsibilities:

1. Access some data or data stream from the outside world.
2. Provide acquired data or stream to a *SplitterRunner* for record extraction and further delivery.
3. (optional) Provide a “pack decorator” function to the *SplitterRunner* to populate the message object with any input-specific information.

The details of the first step are clearly entirely defined by the plugin's intended input mechanism(s). Plugins can (and should!) spin up goroutines as needed to perform tasks such as listening on a network connection, making requests to external data sources, scanning machine resources and operational characteristics, reading files from a file system, etc.

For the second step, you need to get a *SplitterRunner* to which you can feed your incoming data. This is available through the *InputRunner*'s *NewSplitterRunner* method. *NewSplitterRunner* takes a single string argument called *token*. This token is used to differentiate multiple *SplitterRunner* instances from each other. If you have a simple input plugin that only needs a single *SplitterRunner*, you can just pass an empty string (i.e. `sr := ir.NewSplitterRunner("")`). In more complicated scenarios you might want multiple *SplitterRunners*, say one per goroutine, in which case you should pass a unique identifier string in to each *NewSplitterRunner* call.

Splitting records efficiently is a surprisingly complicated process so the *SplitterRunner* interface has a number of methods:

```
type SplitterRunner interface {
    PluginRunner
    SetInputRunner(ir InputRunner)
    Splitter() Splitter
    SplitBytes(data []byte, del Deliverer) error
    SplitStream(r io.Reader, del Deliverer) error
    GetRemainingData() (record []byte)
    GetRecordFromStream(r io.Reader) (int, []byte, error)
    DeliverRecord(record []byte, del Deliverer)
```

```

KeepTruncated() bool
UseMsgBytes() bool
SetPackDecorator(decorator func(*PipelinePack))
}

```

Don't let this scare you, however. `SplitterRunner`'s expose some internal workings to be able to support advanced uses, but in most cases you only need to deal with a few of the exposed methods. Specifically, you care about either `SplitStream` or `SplitBytes`, and possibly about `SetPackDecorator` and `UseMsgBytes`.

First we'll examine the "Split" methods. As mentioned above, you'll typically only want to use one or the other. Deciding which you want is straightforward. If your mechanism for getting data from the outside world is a stream object (an *io.Reader*, in Go terms), then you'll want `SplitStream`. If not and you just end up with a byte slice of binary data, then you'll want `SplitBytes`.

Note that both `SplitStream` and `SplitBytes` ask for a `Deliverer` object as their second argument. Again, in simple cases you don't need to worry about this. If you're only using a single `SplitterRunner`, you can just pass in `nil` and Heka will take care of delivering the message to a decoder and/or the message router appropriately. If you're using multiple goroutines (and therefore multiple `SplitterRunners`), however, you'll typically want multiple `Deliverers`, too. This is especially important if you want each separate goroutine to have its own `Decoder`, so decoding can happen in parallel, delegated to multiple cores on a single machine.

Like `SplitterRunners`, `Deliverers` are obtained from the `InputRunner`, using the `NewDeliverer` method. And, like `SplitterRunners`, `NewDeliverer` takes a single string identifier argument, which should be unique for each requested deliverer. Usually a single `SplitterRunner` will be using a single `Deliverer`, and the same token identifier will be used for each. You can see an example of this in the `TcpInput`'s *handleConnection* code snippet a bit further down this page.

If you're using `SplitBytes`, then you'll want to call it each time you have a new payload of data to process. It will return the number of bytes successfully consumed from the provided slice, and any relevant errors occurred while processing. It is up to the calling code to decide what to do in error cases, or when all of the data isn't consumed.

If you're using `SplitStream`, then the `SplitStream` call will block for as long as it is consuming data. When data processing pauses or stops, `SplitStream` will exit and return control back to the input, returning either `nil` or any relevant errors. Typically if `nil` is returned, you'll want to call `SplitStream` again to continue processing the stream. Code such as the following is a common idiom:

```

var err error
for err == nil {
    err = sr.SplitStream(r, nil)
}

```

Any errors encountered while processing the stream, including `io.EOF`, will be returned from the `SplitStream` call. It is up to the input code to decide how to proceed.

Finally, we're ready for the third step, providing a "pack decorator" function to the `SplitterRunner`. Sometimes an input plugin would like to populate a Heka message with information specific to the input mechanism. The `TcpInput`, for instance, often wants to store the remote address of the TCP connection as a message's `Hostname` field. Any provided pack decorator function will be called immediately before the `PipelinePack` is passed on for delivery, allowing the input to mutate the pack's `Message` struct as desired. The `TcpInput` code that uses this feature looks like so:

```

func (t *TcpInput) handleConnection(conn net.Conn) {
    raddr := conn.RemoteAddr().String()
    host, _, err := net.SplitHostPort(raddr)
    if err != nil {
        host = raddr
    }

    deliverer := t.ir.NewDeliverer(host)
    sr := t.ir.NewSplitterRunner(host)
}

```

```
defer func() {
    conn.Close()
    t.wg.Done()
    deliverer.Done()
}()

if !sr.UseMsgBytes() {
    packDec := func(pack *PipelinePack) {
        pack.Message.SetHostname(raddr)
    }
    sr.SetPackDecorator(packDec)
}
```

The `if !sr.UseMsgBytes()` check before the `SetPackDecorator` call deserves some explanation. Generally Heka receives input data in one of two flavors. The first is standalone data, usually text, such as log files loaded from the file system using a `LogstreamerInput`. This data is stored within a `Message` struct, usually as the payload. Most decoder plugins, then, will expect to find the raw input data in the `Message` payload, and will parse this data and mutate the `Message` struct with extracted data.

The second flavor of input data is a binary blob, usually protocol buffers encoded, representing an entire Heka message. Clearly it doesn't make much sense to store data representing a serialized `Message` struct *within* a `Message` struct, since it would overwrite itself upon deserialization. For this reason, `PipelinePacks` have a `MsgBytes` attribute that is used as a buffer for storing binary data that will be converted to a message. Certain decoder plugins, most notably the `ProtobufDecoder`, will expect to find input data in the `pack.MsgBytes` buffer, and will use this to create a new `Message` struct from scratch.

Splitters can specify via a config setting whether the data records they parse should be placed in the message payload of an existing `Message` struct or in the `MsgBytes` attribute of the enclosing `PipelinePack`, depending on what the accompanying decoder plugin expects. The `UseMsgBytes` method on the `SplitterRunner` will return true if the contained splitter plugin is putting the data in the `MsgBytes` buffer, or false if it is putting the data in the `Message`'s `Payload` field.

Now we can understand why the `TcpInput` is checking this before setting the pack decorator. When `UseMsgBytes` returns true, then the `Message` struct on that pack is going to be overwritten when decoding happens. There's not much value in setting the `Hostname` field when it's going to be clobbered shortly afterward.

Okay, that covers most of what you need to know about developing your own Heka input plugins. There's one important final possibility to consider, however. In some cases, an input might fail to retrieve any data at all, so it has nothing to hand to the Splitter. Even so, it might *still* want to deliver a message containing information about the data retrieval failure itself. The `HttpInput` does this when an HTTP request fails completely due to network or other errors, for instance.

When this happens the input must obtain a fresh `PipelinePack`, manually populate the contained `Message` struct, and manually hand it over for delivery. Here's the snippet in the `HttpInput` code that does this:

```
resp, err := httpClient.Do(req)
responseTime := time.Since(responseTimeStart)
if err != nil {
    pack := <-hi.ir.InChan()
    pack.Message.SetUuid(uuid.NewRandom())
    pack.Message.SetTimestamp(time.Now().UnixNano())
    pack.Message.SetType("heka.httpinput.error")
    pack.Message.SetPayload(err.Error())
    pack.Message.SetSeverity(hi.conf.ErrorSeverity)
    pack.Message.SetLogger(url)
    hi.ir.Deliver(pack)
    return
}
```

As you can see, the pattern is simple. The `PipelinePack` supply is exposed via a channel provided by the `InputRunner`'s



InChan method, so we pull from this channel to get a fresh pack. Then we populate the Message struct with any relevant data we want to include, and we finish up by passing the pack in to the InputRunner's `Deliver` method for delivery. If we were using separate Deliverers, then we would call the `Deliver` method on the relevant Deliverer instance instead of on the InputRunner.

One important detail about this pattern, however: if for any reason your plugin should pull a PipelinePack off of the input channel and *not* end up passing it on to one of the `Deliver` methods, you *must* call `pack.Recycle()` to free the pack up to be used again. Failure to do so will eventually deplete the pool of PipelinePacks and will cause Heka to freeze.

### 2.11.7 Splitters

In contrast to the relatively complicated SplitterRunner interface that is discussed in the [Inputs](#) section above, the actual Splitter plugins themselves are very simple. The basic Splitter interface consists of a single method:

```
// Splitter plugin interface type.
type Splitter interface {
    FindRecord(buf []byte) (bytesRead int, record []byte)
}
```

The job of the `FindRecord` method is straightforward. It should scan through the provided byte slice, from the beginning, looking for any delimiters or appropriate indicators of a record boundary. It returns two values, the number of bytes consumed from the input buffer, and a slice that represents any record that was found. The `bytesRead` value should always be returned, whether a record slice is returned or not. If the entire buffer was scanned but no record was found, for instance, then `bytesRead` should be `len(buf)`.

Note that when a record is discovered, the returned slice can (and should, if possible) be a subsection of the input buffer. It's recommended that `FindRecord` not do any unnecessary copying of the input data.

In many cases this is all that is required of a splitter plugin. In some situations, however, records may include some headers and/or framing of some sort, and additional processing of those headers might be called for. For instance, Heka's native [Stream Framing](#) can embed HMAC authenticated message signing information in the message header, and the splitter needs to be able to decide whether or not the authentication is valid. For this reason, splitter plugins can implement an additional `UnframingSplitter` interface:

```
// UnframingSplitter is an interface optionally implemented by splitter
// plugins to remove and process any record framing that may have been used by
// the splitter.
type UnframingSplitter interface {
    UnframeRecord(framed []byte, pack *PipelinePack) []byte
}
```

The `FindRecord` method of an `UnframingSplitter` should return the full record, frame and all. Heka will then pass each framed record into the `UnframeRecord` method, along with the `PipelinePack` into which the record will be written. `UnframeRecord` should then extract the record framing, process it as needed, and return a byte slice containing the unframed record that is remaining. As with `FindRecord`, copying the data isn't necessary, the unframed record can safely refer to a subslice of the original framed record.

If the splitter examines the headers and decides that a given record is for some reason not valid, such as for the use of an incorrect authentication key, then it should return `nil` instead of the contained record. Additionally, signing information can be written to the `PipelinePack`'s `Signer` attribute, and this will be honored by the `message_signer` config setting available to [filter](#) and [output](#) plugins.

Note that if `UnframeRecord` returns `nil` it does *not* need to call `pack.Recycle()`. Heka will recognize that the pack isn't going to be used and will recycle it itself.

### 2.11.8 Decoders

Decoder plugins are responsible for converting raw bytes containing message data into actual Message struct objects that the Heka pipeline can process. As with inputs and splitters, the Decoder interface is quite simple:

```
type Decoder interface {
    Decode(pack *PipelinePack) (packs []*PipelinePack, err error)
}
```

There are two additional optional interfaces a decoder might decide to implement. The first provides the decoder access to its DecoderRunner object when it is started:

```
type WantsDecoderRunner interface {
    SetDecoderRunner(dr DecoderRunner)
}
```

The second provides a notification to the decoder when the DecoderRunner is exiting:

```
type WantsDecoderRunnerShutdown interface {
    Shutdown()
}
```

A decoder's Decode method should extract raw message data from the provided pack. Depending on the nature of the decoder, this might be found either in the MsgBytes attribute of the PipelinePack, or in the contained Message struct's Payload field. Then it should try to deserialize and/or parse this raw data, using the contained information to overwrite or populate the pack's Message struct.

If the decoding / parsing operation concludes successfully then Decode should return a slice of PipelinePack pointers and a nil error value. The first item in the returned slice (i.e. packs[0]) should be the pack that was passed in to the method. If the decoding process needs to produce more than one output pack, additional ones can be obtained from the DecoderRunner's NewPack method, and they should be appended to the returned slice of packs.

If decoding fails for any reason, then Decode should return a nil value for the PipelinePack slice and an appropriate error value. Returning an error will cause Heka to log an error message about the decoding failure. Additionally, if the associated input plugin's configuration set the send\_decode\_failure value to true, the message will be tagged with decode\_failure and decode\_error fields and delivered to the router.

### 2.11.9 Filters

Filter plugins are the message processing engine of the Heka system. They are used to examine and process message contents, and trigger events based on those contents in real time as messages are flowing through the Heka system.

The filter plugin interface is just a single method:

```
type Filter interface {
    Run(r FilterRunner, h PluginHelper) (err error)
}
```

Like input plugins, filters have a Run method which accepts a runner and a helper, and which should not return until shutdown unless there's an error condition. The similarities end there, however.

Filters should call runner.InChan() to gain access to the plugin's input channel. A filter's input channel provides pointers to PipelinePack objects, defined in [pipeline\\_runner.go](#), each of which contains what should be by now a fully populated Message struct from which the filter can extract any desired information.

Upon processing a message, a filter plugin can perform any of three tasks:

1. Pass the original message through unchanged to one or more specific alternative Heka filter or output plugins.

2. Generate one or more *new* messages, which can be passed to either a specific set of Heka plugins, or which can be handed back to the router to be checked against all registered plugins' `message_matcher` rules.
3. Nothing (e.g. when performing counting / aggregation / roll-ups).

To pass a message through unchanged, a filter can call `PluginHelper.Filter()` or `PluginHelper.Output()` to access a filter or output plugin, and then call that plugin's `Deliver()` method, passing in the `PipelinePack`.

To generate new messages, your filter must call `PluginHelper.PipelinePack(msgLoopCount int)`. The `msgLoopCount` value to be passed in should be obtained from the `MsgLoopCount` value on the pack that you're already holding, or possibly zero if the new message is being triggered by a timed ticker instead of an incoming message. The `PipelinePack` method will either return a pack ready for you to populate or `nil` if the loop count is greater than the configured maximum value, as a safeguard against inadvertently creating infinite message loops.

Once a pack has been obtained, a filter plugin can populate its `Message` struct. The pack can then be passed along to a specific plugin (or plugins) as above. Alternatively, the pack can be injected into the Heka message router queue, where it will be checked against all plugin message matchers, by passing it to the `FilterRunner.Inject(pack *PipelinePack)` method. Note that, again as a precaution against message looping, a plugin will not be allowed to inject a message which would get a positive response from that plugin's own matcher.

Sometimes a filter will take a specific action triggered by a single incoming message. There are many cases, however, when a filter is merely collecting or aggregating data from the incoming messages, and instead will be sending out reports on the data that has been collected at specific intervals. Heka has built-in support for this use case. Any filter (or output) plugin can include a `ticker_interval` config setting (in seconds, integers only), which will automatically be extracted by Heka when the configuration is loaded. Then from within your plugin code you can call `FilterRunner.Ticker()` and you will get a channel (type `<-chan time.Time`) that will send a tick at the specified interval. Your plugin code can listen on the ticker channel and take action as needed.

Observant readers might have noticed that, unlike the `Input` interface, filters don't need to implement a `Stop` method. Instead, Heka will communicate a shutdown event to filter plugins by closing the input channel from which the filter is receiving `PipelinePacks`. When this channel is closed, a filter should perform any necessary clean-up and then return from the `Run` method with a `nil` value to indicate a clean exit.

Finally, there is one very important point that all authors of filter plugins should keep in mind: if you are *not* passing your received `PipelinePack` object on to another filter or output plugin for further processing, then you *must* call `pack.Recycle()` to tell Heka that you are through with the pack. Failure to do so will cause Heka to not free up the packs for reuse, exhausting the supply and eventually causing the entire pipeline to freeze.

### 2.11.10 Encoders

Encoder plugins are the inverse of decoders. They convert `Message` structs into raw bytes that can be delivered to the outside world. Some encoders will serialize an entire `Message` struct, such as the [Protobuf Encoder](#) which uses Heka's native protocol buffers format. Other encoders extract data from the message and insert it into a different format such as plain text or JSON.

The `Encoder` interface consists of one method:

```
type Encoder interface {
    Encode(pack *PipelinePack) (output []byte, err error)
}
```

This method accepts a `PipelinePack` containing a populated message object and returns a byte slice containing the data that should be sent out, or an error if serialization fails for some reason. If the encoder wishes to swallow an input message without generating any output (such as for batching, or because the message contains no new data) then `nil` should be returned for both the output and the error.

Unlike the other plugin types, encoders don't have a `PluginRunner`, nor do they run in their own goroutines. Outputs invoke encoders directly, by calling the `Encode` method exposed on the `OutputRunner`. This has the same signature as the `Encoder` interface's `Encode` method, to which it will delegate. If `use_framing` is set to true in the output's configuration, however, the `OutputRunner` will prepend Heka's *Stream Framing* to the generated binary data.

Outputs can also directly access their encoder instance by calling `OutputRunner.Encoder()`. Encoders themselves don't handle the stream framing, however, so it is recommended that outputs use the `OutputRunner` method instead.

Even though encoders don't run in their own goroutines, it is possible that they might need to perform some clean up at shutdown time. If this is so, the encoder can implement the `NeedsStopping` interface:

```
type NeedsStopping interface {
    Stop()
}
```

And the `Stop` method will be called during the shutdown sequence.

### 2.11.11 Outputs

Finally we come to the output plugins, which are responsible for receiving Heka messages and using them to generate interactions with the outside world. The `Output` interface is nearly identical to the `Filter` interface:

```
type Output interface {
    Run(or OutputRunner, h PluginHelper) (err error)
}
```

In fact, there are many ways in which filter and output plugins are similar. Like filters, outputs should call the `InChan` method on the provided runner to get an input channel, which will feed `PipelinePacks`. Like filters, outputs should listen on this channel until it is closed, at which time they should perform any necessary clean-up and then return. And, like filters, any output plugin with a `ticker_interval` value in the configuration will use that value to create a ticker channel that can be accessed using the runner's `Ticker` method. And, finally, outputs should also be sure to call `pack.Recycle()` when they finish w/ a pack so that Heka knows the pack is freed up for reuse.

The primary way that outputs differ from filters, of course, is that outputs need to serialize (or extract data from) the messages they receive and then send that data to an external destination. The serialization (or data extraction) should typically be performed by the output's specified encoder plugin. The `OutputRunner` exposes the following methods to assist with this:

```
Encode(pack *PipelinePack) (output []byte, err error)
UsesFraming() bool
Encoder() (encoder Encoder)
```

The `Encode` method will use the specified encoder to convert the pack's message to binary data, then if `use_framing` was set to true in the output's configuration it will prepend Heka's *Stream Framing*. The `UsesFraming` method will tell you whether or not `use_framing` was set to true. Finally, the `Encoder` method will return the actual encoder that was registered. This is useful to check to make sure that an encoder was actually registered, but generally you will want to use `OutputRunner.Encode` and not `Encoder.Encode`, since the latter will not honor the output's `use_framing` specification.

### 2.11.12 Registering Your Plugin

The last step you have to take after implementing your plugin is to register it with Heka so it can actually be configured and used. You do this by calling the `pipeline` package's `RegisterPlugin` function:

```
func RegisterPlugin(name string, factory func() interface{})
```

The `name` value should be a unique identifier for your plugin, and it should end in one of “Input”, “Splitter”, “Decoder”, “Filter”, “Encoder”, or “Output”, depending on the plugin type.

The `factory` value should be a function that returns an instance of your plugin, usually a pointer to a struct, where the pointer type implements the `Plugin` interface and the interface appropriate to its type (i.e. `Input`, `Splitter`, `Decoder`, etc).

This sounds more complicated than it is. Here are some examples from Heka itself:

```
RegisterPlugin("UdpInput", func() interface{} {return new(UdpInput)})
RegisterPlugin("TcpInput", func() interface{} {return new(TcpInput)})
RegisterPlugin("ProtobufDecoder", func() interface{} {return new(ProtobufDecoder)})
RegisterPlugin("CounterFilter", func() interface{} {return new(CounterFilter)})
RegisterPlugin("StatFilter", func() interface{} {return new(StatFilter)})
RegisterPlugin("LogOutput", func() interface{} {return new(LogOutput)})
RegisterPlugin("FileOutput", func() interface{} {return new(FileOutput)})
```

It is recommended that `RegisterPlugin` calls be put in your Go package’s `init()` function so that you can simply import your package when building `hekad` and the package’s plugins will be registered and available for use in your Heka config file. This is made a bit easier if you use `plugin_loader.cmake`, see [Building hekad with External Plugins](#).

## 2.12 Heka Message

### 2.12.1 Message Variables

- `uuid` (required, []byte) - 16 byte array containing a type 4 UUID.
- `timestamp` (required, int64) - Number of nanoseconds since the UNIX epoch.
- `type` (optional, string) - Type of message i.e. “WebLog”.
- `logger` (optional, string) - Data source i.e. “Apache”, “TCPIInput”, “/var/log/test.log”.
- `severity` (optional, int32) - [Syslog severity level](#).
- `payload` (optional, string) - Textual data i.e. log line, filename.
- `env_version` (optional, string) - Envelope version. Semantic version of the message content (<http://semver.org/> (although in most cases it is just the major version)).
- `pid` (optional, int32) - Process ID that generated the message.
- `hostname` (optional, string) - Hostname that generated the message.
- `fields` (optional, Field) - Array of Field structures.

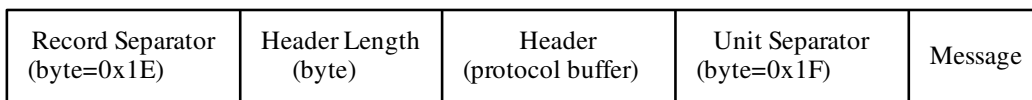
### 2.12.2 Field Variables

- `name` (required, string) - Name of the field (key).
- `value_type` (optional, int32) - Type of the value stored in this field.
  - `STRING` = 0 (default)
  - `BYTES` = 1
  - `INTEGER` = 2
  - `DOUBLE` = 3

- BOOL = 4
- representation (optional, string) - Freeform metadata string where you can describe what the data in this field represents. This information might provide cues to assist with processing, labeling, or rendering of the data performed by downstream plugins or UI elements. Examples of common usage follow:
  - **Numeric value representation - In most cases it is the [unit](#).**
    - \* count - It is a standard practice to use 'count' for raw values with no units.
    - \* KiB
    - \* mm
  - **String value representation - Ideally it should reference a formal specification but you are free to create you own voc**
    - \* date-time [RFC 3339](#), [section 5.6](#)
    - \* email [RFC 5322](#), [section 3.4.1](#)
    - \* hostname [RFC 1034](#), [section 3.1](#)
    - \* ipv4 [RFC 2673](#), [section 3.2](#)
    - \* ipv6 [RFC 2373](#), [section 2.2](#)
    - \* uri [RFC 3986](#)
  - **How the representation is/can be used**
    - \* data parsing and validation
    - \* unit conversion i.e., B to KiB
    - \* presentation i.e., graph labels, HTML links
- value\_\* (optional, value\_type) - Array of values, only one type will be active at a time.

### 2.12.3 Stream Framing

Heka has some custom framing that can be used to delimit records when generating a stream of binary data. The entire structure encapsulating a single message consists of a one byte record separator, one byte representing the header length, a protobuf encoded message header, a one byte unit separator, and the binary record content (usually a protobuf encoded Heka message). This message structure is indicated in this diagram:



The header schema is as follows:

- message\_length (required, uint32) - length in bytes of the serialized message data
- hmac\_hash\_function (optional, int32) - enum indicating the hash function used to sign the message, 0 for MD5, 1, for SHA1
- hmac\_signer (optional, string) - string token identifying HMAC signer

- `hmac_key_version` (optional, uint32) - version number of the provided HMAC key
- `hmac` (optional, []byte) - binary representation of provided HMAC key

Clients interested in decoding a Heka stream will need to read the header length byte to determine the length of the header, extract the encoded header data and decode this into a Header structure using an appropriate protobuf library. From this they can then extract the length of the encoded message data, which can then be extracted from the data stream and processed and/or decoded as needed.

## 2.13 Message Matcher Syntax

Message matching is done by the *hekad* router to choose an appropriate filter(s) to run. Every filter that matches will get a copy of the message.

### 2.13.1 Examples

- `Type == "test" && Severity == 6`
- `(Severity == 7 || Payload == "Test Payload") && Type == "test"`
- `Fields[foo] != "bar"`
- `Fields[foo][1][0] == 'alternate'`
- `Fields[MyBool] == TRUE`
- `TRUE`
- `Fields[created] =~ /%TIMESTAMP%/`
- `Fields[widget] != NIL`

### 2.13.2 Relational Operators

- `==` equals
- `!=` not equals
- `>` greater than
- `>=` greater than equals
- `<` less than
- `<=` less than equals
- `=~` regular expression match
- `!~` regular expression negated match

### 2.13.3 Logical Operators

- Parentheses are used for grouping expressions
- `&&` and (higher precedence)
- `||` or

### 2.13.4 Boolean

- **TRUE**
- **FALSE**

### 2.13.5 Constants

- **NIL used to test the existence (!=) or non-existence (==) of a field variable**
  - must be placed on the right side of the comparison e.g., Fields[widget] == NIL

### 2.13.6 Message Variables

- All message variables must be on the left hand side of the relational comparison
- **String**
  - **Uuid**
  - **Type**
  - **Logger**
  - **Payload**
  - **EnvVersion**
  - **Hostname**
- **Numeric**
  - **Timestamp**
  - **Severity**
  - **Pid**
- **Fields**
  - **Fields[\_field\_name\_]** (shorthand for Field[\_field\_name\_][0][0])
  - **Fields[\_field\_name\_][\_field\_index\_]** (shorthand for Field[\_field\_name\_][\_field\_index\_][0])
  - **Fields[\_field\_name\_][\_field\_index\_][\_array\_index\_]**
  - If a field type is mis-match for the relational comparison, false will be returned e.g., Fields[foo] == 6 where 'foo' is a string

### 2.13.7 Quoted String

- single or double quoted strings are allowed
- must be placed on the right side of a relational comparison e.g., Type == 'test'



### 2.13.8 Regular Expression String

- enclosed by forward slashes
- must be placed on the right side of the relational comparison e.g., `Type =~ /test/`
- capture groups will be ignored

**See also:**

[Regular Expression re2 syntax](#)

## 2.14 Sandbox

Sandboxes are Heka plugins that are implemented in a sandboxed scripting language. They provide a dynamic and isolated execution environment for data parsing, transformation, and analysis. They allow real time access to data in production without jeopardizing the integrity or performance of the monitoring infrastructure and do not require Heka to be recompiled. This broadens the audience that the data can be exposed to and facilitates new uses of the data (i.e. debugging, monitoring, dynamic provisioning, SLA analysis, intrusion detection, ad-hoc reporting, etc.)

### 2.14.1 Features

- **dynamic loading**
  - SandboxFilters can be started/stopped on a self-service basis while Heka is running
  - SandboxDecoder can only be started/stopped on a Heka restart but no recompilation is required to add new functionality.
- small - memory requirements are about 16 KiB for a basic sandbox
- fast - microsecond execution times
- stateful - ability to resume where it left off after a restart/reboot
- isolated - failures are contained and malfunctioning sandboxes are terminated

### 2.14.2 Lua Sandbox

The *Lua* sandbox provides full access to the Lua language in a sandboxed environment under *hekad* that enforces configurable restrictions.

**See also:**

[Lua Reference Manual](#)

#### API

#### Functions that must be exposed from the Lua sandbox

**int, string process\_message()** This is the entry point for input plugins to start creating messages. For all other plugin types it is called by Heka when a message is available to the sandbox. The `instruction_limit` configuration parameter is applied to this function call for non input plugins.

*Arguments* none

*Return*

- **int**
  - < 0 for non-fatal failure (increments `ProcessMessageFailures`)
  - -2 for no output, but no error (encoders only)
  - 0 for success
  - > 0 for fatal error (terminates the sandbox)
- string optional error message

**timer\_event(ns)** Called by Heka when the `ticker_interval` expires. The `instruction_limit` configuration parameter is applied to this function call. This function is only required in `SandboxFilters` that have a `ticker_interval` configuration greater than zero.

*Arguments*

- ns (int64) current time in nanoseconds since the UNIX epoch

*Return* none

### Core functions that are exposed to the Lua sandbox

See: [https://github.com/mozilla-services/lua\\_sandbox/](https://github.com/mozilla-services/lua_sandbox/)

**require(libraryName)**

*Available In* All plugin types

**add\_to\_payload(arg1, arg2, ...argN)** Appends the arguments to the payload buffer for incremental construction of the final payload output (`inject_payload` finalizes the buffer and sends the message to Heka). This function is simply a rename of the generic sandbox *output* function to improve the readability of the plugin code.

*Arguments*

- arg (number, string, bool, nil, circular\_buffer)

*Return* none

*Available In* Decoders, filters, encoders

### Heka specific functions that are exposed to the Lua sandbox

**read\_config(variableName)** Provides access to the sandbox configuration variables.

*Arguments*

- variableName (string)

*Return* number, string, bool, nil depending on the type of variable requested

*Available In* All plugin types

**read\_message(variableName, fieldIndex, arrayIndex)** Provides access to the Heka message data. Note that both *fieldIndex* and *arrayIndex* are zero-based (i.e. the first element is 0) as opposed to Lua's standard indexing, which is one-based.

*Arguments*

- variableName (string)
  - raw (accesses the raw `MsgBytes` in the `PipelinePack`)
  - Uuid

- Type
- Logger
- Payload
- EnvVersion
- Hostname
- Timestamp
- Severity
- Pid
- Fields[\_name\_]

- **fieldIndex (unsigned) only used in combination with the Fields variableName**
  - use to retrieve a specific instance of a repeated field \_name\_; zero indexed
- **arrayIndex (unsigned) only used in combination with the Fields variableName**
  - use to retrieve a specific element out of a field containing an array; zero indexed

**Return** number, string, bool, nil depending on the type of variable requested

**Available In** Decoders, filters, encoders, outputs

**write\_message(variableName, value, representation, fieldIndex, arrayIndex)** New in version 0.5.

Mutates specified field value on the message that is being decoded.

#### *Arguments*

- **variableName (string)**
  - Uuid (accepts raw bytes or RFC4122 string representation)
  - Type (string)
  - Logger (string)
  - Payload (string)
  - EnvVersion (string)
  - Hostname (string)
  - **Timestamp (accepts Unix ns-since-epoch number or a handful of parseable string representations.)**
  - Severity (number or int-parseable string)
  - Pid (number or int-parseable string)
  - Fields[\_name\_] (field type determined by value type: bool, number, or string)
- **value (bool, number or string)**
  - value to which field should be set
- **representation (string) only used in combination with the Fields variableName**
  - representation tag to set
- **fieldIndex (unsigned) only used in combination with the Fields variableName**
  - use to set a specific instance of a repeated field \_name\_

- **arrayIndex (unsigned) only used in combination with the Fields variableName**

- use to set a specific element of a field containing an array

**Return** none

**Available In** Decoders, encoders

**read\_next\_field()** Iterates through the message fields returning the field contents or nil when the end is reached.

**Arguments** none

**Return** value\_type, name, value, representation, count (number of items in the field array)

**Available In** Decoders, filters, encoders, outputs

**inject\_payload(payload\_type, payload\_name, arg3, ..., argN)**

Creates a new Heka message using the contents of the payload buffer (pre-populated with *add\_to\_payload*) combined with any additional payload\_args passed to this function. The output buffer is cleared after the injection. The payload\_type and payload\_name arguments are two pieces of optional metadata. If specified, they will be included as fields in the injected message e.g., Fields[payload\_type] == 'csv', Fields[payload\_name] == 'Android Usage Statistics'. The number of messages that may be injected by the process\_message or timer\_event functions are globally controlled by the *hekad global configuration options*; if these values are exceeded the sandbox will be terminated.

**Arguments**

- payload\_type (**optional, default “txt”** string) Describes the content type of the injected payload data.
- payload\_name (**optional, default “”** string) Names the content to aid in downstream filtering.
- arg3 (**optional**) Same type restrictions as add\_to\_payload.
- ...
- argN

**Return** none

**Available In** Decoders, filters, encoders

**inject\_message(message)** Creates a new Heka protocol buffer message using the contents of the specified Lua table (overwriting whatever is in the output buffer). Notes about message fields:

- Timestamp is automatically generated if one is not provided. Nanosecond since the UNIX epoch is the only valid format.
- UUID is automatically generated if a 16 byte binary UUID is not provided.
- Hostname and Logger are automatically set by the SandboxFilter and cannot be overridden.
- Type is prepended with “heka.sandbox.” by the SandboxFilter to avoid data confusion/mis-representation.
- Fields (hash structure) can be represented in multiple forms and support the following primitive types: string, double, bool. These constructs can be added to the ‘Fields’ table in the message structure.
  - name=value e.g., foo=”bar”; foo=1; foo=true
  - name={array} e.g., foo={ “b”, “a”, “r” }
  - name={object} e.g., foo={value=1, representation=”s”}; foo={value={1010, 2200, 1567}, value\_type=2, representation=”ms”}
  - \* value (required) may be a single value or an array of values

- \* `value_type` (optional) `value_type` enum. This is most useful for specifying that numbers should be treated as integers as opposed defaulting to doubles.
- \* `representation` (optional) metadata for display and unit management

- **Fields (array structure)**

- same as above but the hash key name is moved into the object as ‘name’ e.g., `Fields = {{name="foo", value="bar"}}`

**Arguments**

- `message` (table or string) A table with the message structure documented below or a string with a Heka protobuf encoded message.

**Return** none

**Available In** Inputs, decoders, filters, encoders

**Notes** Injection limits are only enforced on filter plugins. See `max_*_inject` in the *global configuration options*.

**decode\_message(`heka_protobuf_string`)** Converts a Heka protobuf encoded message string into a Lua table.

**Arguments**

- `heka_message` (string) Lua variable containing a Heka protobuf encoded message

**Return**

- `message` (table) The array based version of the message structure with the value member always being an array (even if there is only a single item). This format makes working with the output more consistent. The wide variation in the inject table format is to ease the construction of the message especially when using an LPeg grammar transformation.

## Lua Message Hash Based Field Structure

```
{
  Uuid          = "data",           -- ignored if not 16 byte raw binary UUID
  Logger        = "nginx",          -- ignored in the SandboxFilter
  Hostname       = "bogus.mozilla.com", -- ignored in the SandboxFilter

  Timestamp     = 1e9,
  Type          = "TEST",           -- will become "heka.sandbox.TEST" in the SandboxFilter
  Payload       = "Test Payload",
  EnvVersion    = "0.8",
  Pid           = 1234,
  Severity      = 6,
  Fields        = {
    http_status    = 200, -- encoded as a double
    request_size   = {value=1413, value_type=2, representation="B"} -- encoded as an integer
  }
}
```

## Lua Message Array Based Field Structure

```
{
  -- same as above
  Fields = {
    {name="http_status", value=200}, -- encoded as a double
  }
}
```

```
        {name="request_size", value=1413, value_type=2, representation="B"} -- encoded as an int
    }
}
```

### 2.14.3 Lua Sandbox Tutorial

#### How to create a simple sandbox filter

1. Implement the required Heka interface in Lua

```
function process_message ()
    return 0
end

function timer_event(ns)
end
```

2. Add the business logic (count the number of ‘demo’ events per minute)

```
require "string"

total = 0 -- preserved between restarts since it is in global scope
local count = 0 -- local scope so this will not be preserved

function process_message()
    total= total + 1
    count = count + 1
    return 0
end

function timer_event(ns)
    count = 0
    inject_payload("txt", "",
        string.format("%d messages in the last minute; total=%d", count, total))
end
```

3. Setup the configuration

```
[demo_counter]
type = "SandboxFilter"
message_matcher = "Type == 'demo'"
ticker_interval = 60
filename = "counter.lua"
preserve_data = true
```

4. Extending the business logic (count the number of ‘demo’ events per minute per device)

```
require "string"

device_counters = {}

function process_message()
    local device_name = read_message("Fields[DeviceName]")
    if device_name == nil then
        device_name = "_unknown_"
    end

    local dc = device_counters[device_name]
```

```

    if dc == nil then
        dc = {count = 1, total = 1}
        device_counters[device_name] = dc
    else
        dc.count = dc.count + 1
        dc.total = dc.total + 1
    end
    return 0
end

function timer_event(ns)
    add_to_payload("#device_name\tcount\ttotal\n")
    for k, v in pairs(device_counters) do
        add_to_payload(string.format("%s\t%d\t%d\n", k, v.count, v.total))
        v.count = 0
    end
    inject_payload()
end

```

### 2.14.4 Sandbox Input

New in version 0.9.

Plugin Name: **SandboxInput**

The SandboxInput provides a flexible execution environment for data ingestion and transformation without the need to recompile Heka. Like all other sandboxes it needs to implement a `process_message` function. However, it doesn't have to return until shutdown. If you would like to implement a polling interface `process_message` can return zero when complete and it will be called again the next time `TickerInterval` fires (if `ticker_interval` was set to zero it would simply exit after running once). See [Sandbox](#). Config:

- All of the common input configuration parameters are ignored since the data processing (splitting and decoding) should happen in the plugin.
- *Common Sandbox Parameters*
  - `instruction_limit` is always set to zero for `SandboxInputs`

Example

```

[MemInfo]
type = "SandboxInput"
filename = "meminfo.lua"

[MemInfo.config]
path = "/proc/meminfo"

```

### Available Sandbox Inputs

- none

### 2.14.5 Sandbox Decoder

Plugin Name: **SandboxDecoder**

The SandboxDecoder provides an isolated execution environment for data parsing and complex transformations without the need to recompile Heka. See [Sandbox](#). Config:

- *Common Sandbox Parameters*

Example

```
[sql_decoder]
type = "SandboxDecoder"
filename = "sql_decoder.lua"
```

## Available Sandbox Decoders

### Apache Access Log Decoder

Parses the Apache access logs based on the Apache 'LogFormat' configuration directive. The Apache format specifiers are mapped onto the Nginx variable names where applicable e.g. %a -> remote\_addr. This allows generic web filters and outputs to work with any HTTP server input.

Config:

- **log\_format (string)** The 'LogFormat' configuration directive from the apache2.conf. %t variables are converted to the number of nanosecond since the Unix epoch and used to set the Timestamp on the message. [http://httpd.apache.org/docs/2.4/mod/mod\\_log\\_config.html](http://httpd.apache.org/docs/2.4/mod/mod_log_config.html)
- **type (string, optional, default nil):** Sets the message 'Type' header to the specified value
- **user\_agent\_transform (bool, optional, default false)** Transform the http\_user\_agent into user\_agent\_browser, user\_agent\_version, user\_agent\_os.
- **user\_agent\_keep (bool, optional, default false)** Always preserve the http\_user\_agent value if transform is enabled.
- **user\_agent\_conditional (bool, optional, default false)** Only preserve the http\_user\_agent value if transform is enabled and fails.
- **payload\_keep (bool, optional, default false)** Always preserve the original log line in the message payload.

*Example Heka Configuration*

```
[TestWebserver]
type = "LogstreamerInput"
log_directory = "/var/log/apache"
file_match = 'access.log'
decoder = "CombinedLogDecoder"

[CombinedLogDecoder]
type = "SandboxDecoder"
filename = "lua_decoders/apache_access.lua"

[CombinedLogDecoder.config]
type = "combined"
user_agent_transform = true
# combined log format
log_format = '%h %l %u %t "%r" %>s %O "%{Referer}i" "%{User-Agent}i"'

# common log format
# log_format = '%h %l %u %t "%r" %>s %O'

# vhost_combined log format
# log_format = '%v:%p %h %l %u %t "%r" %>s %O "%{Referer}i" "%{User-Agent}i"'
```



```
# referer log format
# log_format = '%{Referer}i -> %U'
```

*Example Heka Message***Timestamp** 2014-01-10 07:04:56 -0800 PST**Type** combined**Hostname** test.example.com**Pid** 0**UUID** 8e414f01-9d7f-4a48-a5e1-ae92e5954df5**Logger** TestWebserver**Payload****EnvVersion****Severity** 7**Fields**

```
name:"remote_user" value_string:"-“
name:"http_x_forwarded_for" value_string:"-“
name:"http_referer" value_string:"-“
name:"body_bytes_sent" value_type:DOUBLE representation:"B" value_double:82
name:"remote_addr" value_string:"62.195.113.219" representation:"ipv4"
name:"status" value_type:DOUBLE value_double:200
name:"request" value_string:"GET /v1/recovery_email/status HTTP/1.1"
name:"user_agent_os" value_string:"FirefoxOS"
name:"user_agent_browser" value_string:"Firefox"
name:"user_agent_version" value_type:DOUBLE value_double:29
```

**Graylog Extended Log Format Decoder**

Parses a payload containing JSON in the Graylog2 Extended Format specification.  
<http://graylog2.org/resources/gelf/specification>

**Config:**

- **type (string, optional, default nil):** Sets the message 'Type' header to the specified value
- **payload\_keep (bool, optional, default false)** Always preserve the original log line in the message payload.

*Example of Graylog2 Extended Format Log*

```
{
  "version": "1.1",
  "host": "rogueethic.com",
  "short_message": "This is a short message to identify what is going on.",
  "full_message": "An entire backtrace\ncould\ngo\nhere",
  "timestamp": 1385053862.3072,
  "level": 1,
  "_user_id": 9001,
  "_some_info": "foo",
  "_some_env_var": "bar"
}
```

### Example Heka Configuration

```
[GELFLogInput]
type = "LogstreamerInput"
log_directory = "/var/log"
file_match = 'application\.gelf'
decoder = "GraylogDecoder"

[GraylogDecoder]
type = "SandboxDecoder"
filename = "lua_decoders/graylog_decoder.lua"

    [GraylogDecoder.config]
    type = "gelf"
    payload_keep = true
```

### Linux Disk Stats Decoder

Parses a payload containing the contents of a `/sys/block/$DISK/stat` file (where `$DISK` is a disk identifier such as `sda`) into a Heka message struct. This also tries to obtain the `TickerInterval` of the input it recieved the data from, by extracting it from a message field named `TickerInterval`.

Config:

- **payload\_keep (bool, optional, default false)** Always preserve the original log line in the message payload.

### Example Heka Configuration

```
[DiskStats]
type = "FilePollingInput"
ticker_interval = 1
file_path = "/sys/block/sda1/stat"
decoder = "DiskStatsDecoder"

[DiskStatsDecoder]
type = "SandboxDecoder"
filename = "lua_decoders/linux_diskstats.lua"
```

### Example Heka Message

**Timestamp** 2014-01-10 07:04:56 -0800 PST

**Type** stats.diskstats

**Hostname** test.example.com

**Pid** 0

**UUID** 8e414f01-9d7f-4a48-a5e1-ae92e5954df5

**Payload**

**EnvVersion**

**Severity** 7

**Fields**

name:"ReadsCompleted" value\_type:DOUBLE value\_double:"20123"

name:"ReadsMerged" value\_type:DOUBLE value\_double:"11267"

name:"SectorsRead" value\_type:DOUBLE value\_double:"1.094968e+06"

```

name:"TimeReading" value_type:DOUBLE value_double:"45148"
name:"WritesCompleted" value_type:DOUBLE value_double:"1278"
name:"WritesMerged" value_type:DOUBLE value_double:"1278"
name:"SectorsWritten" value_type:DOUBLE value_double:"206504"
name:"TimeWriting" value_type:DOUBLE value_double:"3348"
name:"TimeDoingIO" value_type:DOUBLE value_double:"4876"
name:"WeightedTimeDoingIO" value_type:DOUBLE value_double:"48356"
name:"NumIOInProgress" value_type:DOUBLE value_double:"3"
name:"TickerInterval" value_type:DOUBLE value_double:"2"
name:"FilePath" value_string:"/sys/block/sda/stat"

```

### Linux Load Average Decoder

Parses a payload containing the contents of a `/proc/loadavg` file into a Heka message.

Config:

- **payload\_keep (bool, optional, default false)** Always preserve the original log line in the message payload.

*Example Heka Configuration*

```

[LoadAvg]
type = "FilePollingInput"
ticker_interval = 1
file_path = "/proc/loadavg"
decoder = "LoadAvgDecoder"

[LoadAvgDecoder]
type = "SandboxDecoder"
filename = "lua_decoders/linux_loadavg.lua"

```

*Example Heka Message*

```

Timestamp 2014-01-10 07:04:56 -0800 PST
Type stats.loadavg
Hostname test.example.com
Pid 0
UUID 8e414f01-9d7f-4a48-a5e1-ae92e5954df5
Payload
EnvVersion
Severity 7
Fields

```

```

name:"1MinAvg" value_type:DOUBLE value_double:"3.05"
name:"5MinAvg" value_type:DOUBLE value_double:"1.21"
name:"15MinAvg" value_type:DOUBLE value_double:"0.44"
name:"NumProcesses" value_type:DOUBLE value_double:"11"
name:"FilePath" value_string:"/proc/loadavg"

```

### Linux Memory Stats Decoder

Parses a payload containing the contents of a `/proc/meminfo` file into a Heka message.

Config:

- **payload\_keep (bool, optional, default false)** Always preserve the original log line in the message payload.

*Example Heka Configuration*

```
[MemStats]
type = "FilePollingInput"
ticker_interval = 1
file_path = "/proc/meminfo"
decoder = "MemStatsDecoder"

[MemStatsDecoder]
type = "SandboxDecoder"
filename = "lua_decoders/linux_memstats.lua"
```

*Example Heka Message*

**Timestamp** 2014-01-10 07:04:56 -0800 PST

**Type** stats.memstats

**Hostname** test.example.com

**Pid** 0

**UUID** 8e414f01-9d7f-4a48-a5e1-ae92e5954df5

**Payload**

**EnvVersion**

**Severity** 7

**Fields**

```
name:"MemTotal" value_type:DOUBLE representation:"kB" value_double:"4047616"
name:"MemFree" value_type:DOUBLE representation:"kB" value_double:"3432216"
name:"Buffers" value_type:DOUBLE representation:"kB" value_double:"82028"
name:"Cached" value_type:DOUBLE representation:"kB" value_double:"368636"
name:"FilePath" value_string:"/proc/meminfo"
```

The total available fields can be found in *man procfs*. All fields are of type double, and the representation is in kB (except for the HugePages fields). Here is a full list of fields available:

MemTotal, MemFree, Buffers, Cached, SwapCached, Active, Inactive, Active(anon), Inactive(anon), Active(file), Inactive(file), Unevictable, Mlocked, SwapTotal, SwapFree, Dirty, Writeback, AnonPages, Mapped, Shmem, Slab, SReclaimable, SUnreclaim, KernelStack, PageTables, NFS\_Unstable, Bounce, WritebackTmp, CommitLimit, Committed\_AS, VmallocTotal, VmallocUsed, VmallocChunk, HardwareCorrupted, AnonHugePages, HugePages\_Total, HugePages\_Free, HugePages\_Rsvd, HugePages\_Surp, Hugepagesize, DirectMap4k, DirectMap2M, DirectMap1G.

Note that your available fields may have a slight variance depending on the system's kernel version.

### MySQL Slow Query Log Decoder

Parses and transforms the MySQL slow query logs. Use `mariadb_slow_query.lua` to parse the MariaDB variant of the MySQL slow query logs.

Config:

- **truncate\_sql (int, optional, default nil)** Truncates the SQL payload to the specified number of bytes (not UTF-8 aware) and appends "...". If the value is nil no truncation is performed. A negative value will truncate the specified number of bytes from the end.

*Example Heka Configuration*

```
[Sync-1_5-SlowQuery]
type = "LogstreamerInput"
log_directory = "/var/log/mysql"
file_match = 'mysql-slow\.log'
parser_type = "regexp"
delimiter = "\n(# User@Host:)"
delimiter_location = "start"
decoder = "MySQLSlowQueryDecoder"

[MySQLSlowQueryDecoder]
type = "SandboxDecoder"
filename = "lua_decoders/mysql_slow_query.lua"

[MySQLSlowQueryDecoder.config]
truncate_sql = 64
```

*Example Heka Message*

**Timestamp** 2014-05-07 15:51:28 -0700 PDT

**Type** mysql.slow-query

**Hostname** 127.0.0.1

**Pid** 0

**UUID** 5324dd93-47df-485b-a88e-429f0fcd57d6

**Logger** Sync-1\_5-SlowQuery

**Payload** /\* [queryName=FOUND\_ITEMS] \*/ SELECT bso.userid, bso.collection, ...

**EnvVersion**

**Severity** 7

**Fields**

name:"Rows\_examined" value\_type:DOUBLE value\_double:16458

name:"Query\_time" value\_type:DOUBLE representation:"s" value\_double:7.24966

name:"Rows\_sent" value\_type:DOUBLE value\_double:5001

name:"Lock\_time" value\_type:DOUBLE representation:"s" value\_double:0.047038

## Nginx Access Log Decoder

Parses the Nginx access logs based on the Nginx 'log\_format' configuration directive.

Config:

- **log\_format (string)** The 'log\_format' configuration directive from the nginx.conf. \$time\_local or \$time\_iso8601 variable is converted to the number of nanosecond since the Unix epoch and used to set the Timestamp on the message. [http://nginx.org/en/docs/http/ngx\\_http\\_log\\_module.html](http://nginx.org/en/docs/http/ngx_http_log_module.html)
- **type (string, optional, default nil)**: Sets the message 'Type' header to the specified value

- **user\_agent\_transform (bool, optional, default false)** Transform the http\_user\_agent into user\_agent\_browser, user\_agent\_version, user\_agent\_os.
- **user\_agent\_keep (bool, optional, default false)** Always preserve the http\_user\_agent value if transform is enabled.
- **user\_agent\_conditional (bool, optional, default false)** Only preserve the http\_user\_agent value if transform is enabled and fails.
- **payload\_keep (bool, optional, default false)** Always preserve the original log line in the message payload.

#### *Example Heka Configuration*

```
[TestWebserver]
type = "LogstreamerInput"
log_directory = "/var/log/nginx"
file_match = 'access\*.log'
decoder = "CombinedLogDecoder"

[CombinedLogDecoder]
type = "SandboxDecoder"
filename = "lua_decoders/nginx_access.lua"

[CombinedLogDecoder.config]
type = "combined"
user_agent_transform = true
# combined log format
log_format = '$remote_addr - $remote_user [$time_local] "$request" $status $body_bytes_sent "$http_re'
```

#### *Example Heka Message*

**Timestamp** 2014-01-10 07:04:56 -0800 PST

**Type** combined

**Hostname** test.example.com

**Pid** 0

**UUID** 8e414f01-9d7f-4a48-a5e1-ae92e5954df5

**Logger** TestWebserver

**Payload**

**EnvVersion**

**Severity** 7

**Fields**

```
name:"remote_user" value_string:"-“
name:"http_x_forwarded_for" value_string:"-“
name:"http_referer" value_string:"-“
name:"body_bytes_sent" value_type:DOUBLE representation:"B" value_double:82
name:"remote_addr" value_string:"62.195.113.219" representation:"ipv4"
name:"status" value_type:DOUBLE value_double:200
name:"request" value_string:"GET /v1/recovery_email/status HTTP/1.1"
name:"user_agent_os" value_string:"FirefoxOS"
name:"user_agent_browser" value_string:"Firefox"
name:"user_agent_version" value_type:DOUBLE value_double:29
```

## Nginx Error Log Decoder

Parses the Nginx error logs based on the Nginx hard coded internal format.

Config:

- **tz (string, optional, defaults to UTC)** The conversion actually happens on the Go side since there isn't good TZ support here.

*Example Heka Configuration*

```
[TestWebserverError]
type = "LogstreamerInput"
log_directory = "/var/log/nginx"
file_match = 'error\.log'
decoder = "NginxErrorDecoder"

[NginxErrorDecoder]
type = "SandboxDecoder"
filename = "lua_decoders/nginx_error.lua"

[NginxErrorDecoder.config]
tz = "America/Los_Angeles"
```

*Example Heka Message*

**Timestamp** 2014-01-10 07:04:56 -0800 PST

**Type** nginx.error

**Hostname** trink-x230

**Pid** 16842

**UUID** 8e414f01-9d7f-4a48-a5e1-ae92e5954df5

**Logger** TestWebserverError

**Payload** using inherited sockets from "6;"

**EnvVersion**

**Severity** 5

**Fields**

name:"tid" value\_type:DOUBLE value\_double:0

name:"connection" value\_type:DOUBLE value\_double:8878

## Rsyslog Decoder

Parses the rsyslog output using the string based configuration template.

Config:

- **hostname\_keep (boolean, defaults to false)** Always preserve the original 'Hostname' field set by Logstreamer's 'hostname' configuration setting.
- **template (string)** The 'template' configuration string from rsyslog.conf. [http://rsyslog-5-8-6-doc.neocities.org/rsyslog\\_conf\\_templates.html](http://rsyslog-5-8-6-doc.neocities.org/rsyslog_conf_templates.html)

- **tz (string, optional, defaults to UTC)** If your rsyslog timestamp field in the template does not carry zone offset information, you may set an offset to be applied to your events here. Typically this would be used with the “Traditional” rsyslog formats.

Parsing is done by [Go](#), supports values of “UTC”, “Local”, or a location name corresponding to a file in the IANA Time Zone database, e.g. “America/New\_York”.

### Example Heka Configuration

```
[RsyslogDecoder]
type = "SandboxDecoder"
filename = "lua_decoders/rsyslog.lua"

[RsyslogDecoder.config]
type = "RSYSLOG_TraditionalFileFormat"
template = '%TIMESTAMP% %HOSTNAME% %syslogtag%%msg:::sp-if-no-1st-sp%%msg:::drop-last-1f%\n'
tz = "America/Los_Angeles"
```

### Example Heka Message

**Timestamp** 2014-02-10 12:58:58 -0800 PST  
**Type** RSYSLOG\_TraditionalFileFormat  
**Hostname** trink-x230  
**Pid** 0  
**UUID** e0eef205-0b64-41e8-a307-5772b05e16c1  
**Logger** RsyslogInput  
**Payload** “imklog 5.8.6, log source = /proc/kmsg started.”  
**EnvVersion**  
**Severity** 7  
**Fields**  
    name:”programname” value\_string:”kernel”

## Externally Available Sandbox Decoders

- [GZip Payload Decoder](#)

### 2.14.6 Sandbox Filter

Plugin Name: **SandboxFilter**

The sandbox filter provides an isolated execution environment for data analysis. Any output generated by the sandbox is injected into the payload of a new message for further processing or to be output.

Config:

- [Common Filter Parameters](#)
- [Common Sandbox Parameters](#)

Example:



```
[hekabench_counter]
type = "SandboxFilter"
message_matcher = "Type == 'hekabench'"
ticker_interval = 1
filename = "counter.lua"
preserve_data = true
profile = false

[hekabench_counter.config]
rows = 1440
sec_per_row = 60
```

## Available Sandbox Filters

### Circular Buffer Delta Aggregator

Collects the circular buffer delta output from multiple instances of an upstream sandbox filter (the filters should all be the same version at least with respect to their cbuf output). The purpose is to recreate the view at a larger scope in each level of the aggregation i.e., host view -> datacenter view -> service level view.

Config:

- **enable\_delta (bool, optional, default false)** Specifies whether or not this aggregator should generate cbuf deltas.
- **anomaly\_config(string)** - (see [Anomaly Detection Module](#)) A list of anomaly detection specifications. If not specified no anomaly detection/alerting will be performed.
- **preservation\_version (uint, optional, default 0)** If `preserve_data = true` is set in the SandboxFilter configuration, then this value should be incremented every time the `enable_delta` configuration is changed to prevent the plugin from failing to start during data restoration.

*Example Heka Configuration*

```
[TelemetryServerMetricsAggregator]
type = "SandboxFilter"
message_matcher = "Logger == 'TelemetryServerMetrics' && Fields[payload_type] == 'cbufd'"
ticker_interval = 60
filename = "lua_filters/cbufd_aggregator.lua"
preserve_data = true

[TelemetryServerMetricsAggregator.config]
enable_delta = false
anomaly_config = 'roc("Request Statistics", 1, 15, 0, 1.5, true, false)'
preservation_version = 0
```

### Circular Buffer Delta Aggregator (by hostname)

Collects the circular buffer delta output from multiple instances of an upstream sandbox filter (the filters should all be the same version at least with respect to their cbuf output). Each column from the source circular buffer will become its own graph. i.e., 'Error Count' will become a graph with each host being represented in a column.

Config:

- **max\_hosts (uint)** Pre-allocates the number of host columns in the graph(s). If the number of active hosts exceed this value, the plugin will terminate.

- **rows (uint)** The number of rows to keep from the original circular buffer. Storing all the data from all the hosts is not practical since you will most likely run into memory and output size restrictions (adjust the view down as necessary).
- **host\_expiration (uint, optional, default 120 seconds)** The amount of time a host has to be inactive before it can be replaced by a new host.
- **preservation\_version (uint, optional, default 0)** If `preserve_data = true` is set in the SandboxFilter configuration, then this value should be incremented every time the `max_hosts` or `rows` configuration is changed to prevent the plugin from failing to start during data restoration.

#### Example Heka Configuration

```
[TelemetryServerMetricsHostAggregator]
type = "SandboxFilter"
message_matcher = "Logger == 'TelemetryServerMetrics' && Fields[payload_type] == 'cbufd'"
ticker_interval = 60
filename = "lua_filters/cbufd_host_aggregator.lua"
preserve_data = true

[TelemetryServerMetricsHostAggregator.config]
max_hosts = 5
rows = 60
host_expiration = 120
preservation_version = 0
```

### Disk Stats Filter

Graphs disk IO stats. It automatically converts the running totals of Writes and Reads into rates of the values. The time based fields are left as running totals of the amount of time doing IO. Expects to receive messages with disk IO data embedded in a particular set of message fields which matches what is generated by [Linux Disk Stats Decoder](#): WritesCompleted, ReadsCompleted, SectorsWritten, SectorsRead, WritesMerged, ReadsMerged, TimeWriting, TimeReading, TimeDoingIO, WeightedTimeDoingIO, TickerInterval.

Config:

- **rows (uint, optional, default 1440)** Sets the size of the sliding window i.e., 1440 rows representing 60 seconds per row is a 24 sliding hour window with 1 minute resolution.
- **anomaly\_config(string)** - (see [Anomaly Detection Module](#))

#### Example Heka Configuration

```
[DiskStatsFilter]
type = "SandboxFilter"
filename = "lua_filters/diskstats.lua"
preserve_data = true
message_matcher = "Type == 'stats.diskstats'"
```

### Frequent Items

Calculates the most frequent items in a data stream.

Config:

- **message\_variable (string)** The message variable name containing the items to be counted.
- **max\_items (uint, optional, default 1000)** The maximum size of the sample set (higher will produce a more accurate list).

- **min\_output\_weight (uint, optional, default 100)** Used to reduce the long tail output by only outputting the higher frequency items.
- **reset\_days (uint, optional, default 1)** Resets the list after the specified number of days (on the UTC day boundary). A value of 0 will never reset the list.

#### Example Heka Configuration

```
[FxaAuthServerFrequentIP]
type = "SandboxFilter"
filename = "lua_filters/frequent_items.lua"
ticker_interval = 60
preserve_data = true
message_matcher = "Logger == 'nginx.access' && Type == 'fxa-auth-server'"

[FxaAuthServerFrequentIP.config]
message_variable = "Fields[remote_addr]"
max_items = 10000
min_output_weight = 100
reset_days = 1
```

### Heka Memory Statistics (self monitoring)

Graphs the Heka memory statistics using the heka.memstat message generated by pipeline/report.go.

Config:

- **rows (uint, optional, default 1440)** Sets the size of the sliding window i.e., 1440 rows representing 60 seconds per row is a 24 sliding hour window with 1 minute resolution.
- **sec\_per\_row (uint, optional, default 60)** Sets the size of each bucket (resolution in seconds) in the sliding window.
- **anomaly\_config (string, optional)** See *Anomaly Detection Module*.
- **preservation\_version (uint, optional, default 0)** If *preserve\_data = true* is set in the SandboxFilter configuration, then this value should be incremented every time the *rows* or *sec\_per\_row* configuration is changed to prevent the plugin from failing to start during data restoration.

#### Example Heka Configuration

```
[HekaMemstat]
type = "SandboxFilter"
filename = "lua_filters/heka_memstat.lua"
ticker_interval = 60
preserve_data = true
message_matcher = "Type == 'heka.memstat'"
```

### Heka Message Schema (Message Documentation)

Generates documentation for each unique message in a data stream. The output is a hierarchy of Logger, Type, EnvVersion, and a list of associated message field attributes including their counts (number in the brackets). This plugin is meant for data discovery/exploration and should not be left running on a production system.

Config:

<none>

#### Example Heka Configuration

```
[SyncMessageSchema]
type = "SandboxFilter"
filename = "lua_filters/heka_message_schema.lua"
ticker_interval = 60
preserve_data = false
message_matcher = "Logger != 'SyncMessageSchema' && Logger =~ /^Sync/"
```

### Example Output

```
Sync-1_5-Webserver [54600]
  slf [54600]
    -no version- [54600]
      upstream_response_time (mismatch)
      http_user_agent (string)
      body_bytes_sent (number)
      remote_addr (string)
      request (string)
      upstream_status (mismatch)
      status (number)
      request_time (number)
      request_length (number)
```

```
Sync-1_5-SlowQuery [37]
  mysql.slow-query [37]
    -no version- [37]
      Query_time (number)
      Rows_examined (number)
      Rows_sent (number)
      Lock_time (number)
```

## Heka Process Message Failures (self monitoring)

Monitors Heka's process message failures by plugin.

Config:

- **anomaly\_config(string)** - (see [Anomaly Detection Module](#)) A list of anomaly detection specifications. If not specified a default of 'mww\_nonparametric("DEFAULT", 1, 5, 10, 0.7)' is used. The "DEFAULT" settings are applied to any plugin without an explicit specification.

### Example Heka Configuration

```
[HekaProcessMessageFailures]
type = "SandboxFilter"
filename = "lua_filters/heka_process_message_failures.lua"
ticker_interval = 60
preserve_data = false # the counts are reset on Heka restarts and the monitoring should be too.
message_matcher = "Type == 'heka.all-report'"
```

## HTTP Status Graph

Graphs HTTP status codes using the numeric `Fields[status]` variable collected from web server access logs.

Config:

- **sec\_per\_row (uint, optional, default 60)** Sets the size of each bucket (resolution in seconds) in the sliding window.
- **rows (uint, optional, default 1440)** Sets the size of the sliding window i.e., 1440 rows representing 60 seconds per row is a 24 sliding hour window with 1 minute resolution.
- **anomaly\_config (string, optional)** See *Anomaly Detection Module*.
- **preservation\_version (uint, optional, default 0)** If `preserve_data = true` is set in the `SandboxFilter` configuration, then this value should be incremented every time the `sec_per_row` or `rows` configuration is changed to prevent the plugin from failing to start during data restoration.

*Example Heka Configuration*

```
[FxaAuthServerHTTPStatus]
type = "SandboxFilter"
filename = "lua_filters/http_status.lua"
ticker_interval = 60
preserve_data = true
message_matcher = "Logger == 'nginx.access' && Type == 'fxa-auth-server'"

[FxaAuthServerHTTPStatus.config]
sec_per_row = 60
rows = 1440
anomaly_config = 'roc("HTTP Status", 2, 15, 0, 1.5, true, false) roc("HTTP Status", 4, 15, 0, 1.5, true, false)'
preservation_version = 0
```

## Load Average Filter

Graphs the load average and process count data. Expects to receive messages containing fields entitled `1MinAvg`, `5MinAvg`, `15MinAvg`, and `NumProcesses`, such as those generated by the *Linux Load Average Decoder*.

Config:

- **sec\_per\_row (uint, optional, default 60)** Sets the size of each bucket (resolution in seconds) in the sliding window.
- **rows (uint, optional, default 1440)** Sets the size of the sliding window i.e., 1440 rows representing 60 seconds per row is a 24 sliding hour window with 1 minute resolution.
- **anomaly\_config (string, optional)** See *Anomaly Detection Module*.
- **preservation\_version (uint, optional, default 0)** If `preserve_data = true` is set in the `SandboxFilter` configuration, then this value should be incremented every time the `sec_per_row` or `rows` configuration is changed to prevent the plugin from failing to start during data restoration.

*Example Heka Configuration*

```
[LoadAvgFilter]
type = "SandboxFilter"
filename = "lua_filters/loadavg.lua"
ticker_interval = 60
preserve_data = true
message_matcher = "Type == 'stats.loadavg'"
```

### Memory Stats Filter

Graphs memory usage statistics. Expects to receive messages with memory usage data embedded in a specific set of message fields, which matches the messages generated by *Linux Memory Stats Decoder*: MemFree, Cached, Active, Inactive, VmallocUsed, Shmem, SwapCached.

Config:

- **sec\_per\_row (uint, optional, default 60)** Sets the size of each bucket (resolution in seconds) in the sliding window.
- **rows (uint, optional, default 1440)** Sets the size of the sliding window i.e., 1440 rows representing 60 seconds per row is a 24 sliding hour window with 1 minute resolution.
- **anomaly\_config (string, optional)** See *Anomaly Detection Module*.
- **preservation\_version (uint, optional, default 0)** If *preserve\_data = true* is set in the SandboxFilter configuration, then this value should be incremented every time the *sec\_per\_row* or *rows* configuration is changed to prevent the plugin from failing to start during data restoration.

*Example Heka Configuration*

```
[MemoryStatsFilter]
type = "SandboxFilter"
filename = "lua_filters/memstats.lua"
ticker_interval = 60
preserve_data = true
message_matcher = "Type == 'stats.memstats'"
```

### MySQL Slow Query

Graphs MySQL slow query data produced by the *MySQL Slow Query Log Decoder*.

Config:

- **sec\_per\_row (uint, optional, default 60)** Sets the size of each bucket (resolution in seconds) in the sliding window.
- **rows (uint, optional, default 1440)** Sets the size of the sliding window i.e., 1440 rows representing 60 seconds per row is a 24 sliding hour window with 1 minute resolution.
- **anomaly\_config (string, optional)** See *Anomaly Detection Module*.
- **preservation\_version (uint, optional, default 0)** If *preserve\_data = true* is set in the SandboxFilter configuration, then this value should be incremented every time the *sec\_per\_row* or *rows* configuration is changed to prevent the plugin from failing to start during data restoration.

*Example Heka Configuration*

```
[Sync-1_5-SlowQueries]
type = "SandboxFilter"
message_matcher = "Logger == 'Sync-1_5-SlowQuery'"
ticker_interval = 60
filename = "lua_filters/mysql_slow_query.lua"

[Sync-1_5-SlowQueries.config]
anomaly_config = 'mww_nonparametric("Statistics", 5, 15, 10, 0.8)'
preservation_version = 0
```

## Stats Graph

Converts stat values extracted from statmetric messages (see *Stat Accumulator Input*) to circular buffer data and periodically emits messages containing this data to be graphed by a DashboardOutput. Note that this filter expects the stats data to be available in the message fields, so the StatAccumInput *must* be configured with *emit\_in\_fields* set to true for this filter to work correctly.

Config:

- **title (string, optional, default “Stats”):** Title for the graph output generated by this filter.
- **rows (uint, optional, default 300):** The number of rows to store in our circular buffer. Each row represents one time interval.
- **sec\_per\_row (uint, optional, default 1):** The number of seconds in each circular buffer time interval.
- **stats (string):** Space separated list of stat names. Each specified stat will be expected to be found in the fields of the received statmetric messages, and will be extracted and inserted into its own column in the accumulated circular buffer.
- **stat\_labels (string):** Space separated list of header label names to use for the extracted stats. Must be in the same order as the specified stats. Any label longer than 15 characters will be truncated.
- **anomaly\_config (string, optional):** Anomaly detection configuration, see *Anomaly Detection Module*.
- **preservation\_version (uint, optional, default 0):** If *preserve\_data = true* is set in the SandboxFilter configuration, then this value should be incremented every time any edits are made to your *rows*, *sec\_per\_row*, *stats*, or *stat\_labels* values, or else Heka will fail to start because the preserved data will no longer match the filter’s data structure.
- **stat\_aggregation (string, optional, default “sum”):**  
 Controls how the column data is aggregated when combining multiple circular buffers. “sum” - The total is computed for the time/column (default). “min” - The smallest value is retained for the time/column. “max” - The largest value is retained for the time/column. “none” - No aggregation will be performed the column.
- **stat\_unit (string, optional, default “count”):** The unit of measure (maximum 7 characters). Alpha numeric, ‘/’, and ‘\*’ characters are allowed everything else will be converted to underscores. i.e. KiB, Hz, m/s (default: count).

*Example Heka Configuration*

```
[stat-graph]
type = "SandboxFilter"
filename = "lua_filters/stat_graph.lua"
ticker_interval = 10
preserve_data = true
message_matcher = "Type == 'heka.statmetric'"

[stat-graph.config]
title = "Hits and Misses"
rows = 1440
stat_aggregation = "none"
stat_unit = "count"
sec_per_row = 10
stats = "stats.counters.hits.count stats.counters.misses.count"
stat_labels = "hits misses"
anomaly_config = 'roc("Hits and Misses", 1, 15, 0, 1.5, true, false) roc("Hits and Misses", 2, 15, 0, 1.5, true, false)'
preservation_version = 0
```

## Unique Items

Counts the number of unique items per day e.g. active daily users by uid.

Config:

- **message\_variable** (string, required) The Heka message variable containing the item to be counted.
- **title** (string, optional, default “Estimated Unique Daily *message\_variable*”) The graph title for the cbuf output.
- **enable\_delta** (bool, optional, default false) Specifies whether or not this plugin should generate cbuf deltas. Deltas should be enabled when sharding is used; see: *Circular Buffer Delta Aggregator*.
- **preservation\_version** (uint, optional, default 0) If *preserve\_data* = *true* is set in the SandboxFilter configuration, then this value should be incremented every time the *enable\_delta* configuration is changed to prevent the plugin from failing to start during data restoration.

*Example Heka Configuration*

```
[FxaActiveDailyUsers]
type = "SandboxFilter"
filename = "lua_filters/unique_items.lua"
ticker_interval = 60
preserve_data = true
message_matcher = "Logger == 'FxaAuth' && Type == 'request.summary' && Fields[path] == '/v1/certifica

[FxaActiveDailyUsers.config]
message_variable = "Fields[uid]"
title = "Estimated Active Daily Users"
preservation_version = 0
```

## 2.14.7 Sandbox Encoder

Plugin Name: **SandboxEncoder**

The SandboxEncoder provides an isolated execution environment for converting messages into binary data without the need to recompile Heka. See *Sandbox*. Config:

- *Common Sandbox Parameters*

Example

```
[custom_json_encoder]
type = "SandboxEncoder"
filename = "path/to/custom_json_encoder.lua"

[custom_json_encoder.config]
msg_fields = ["field1", "field2"]
```

## Available Sandbox Encoders

### Alert Encoder

Produces more human readable alert messages.

Config:

<none>



*Example Heka Configuration*

```
[FxaAlert]
type = "SmtpOutput"
message_matcher = "Type == 'heka.sandbox-output' && Fields[payload_type] == 'alert' && Logger =~ /^F"
send_from = "heka@example.com"
send_to = ["alert@example.com"]
auth = "Plain"
user = "test"
password = "testpw"
host = "localhost:25"
encoder = "AlertEncoder"

[AlertEncoder]
type = "SandboxEncoder"
filename = "lua_encoders/alert.lua"
```

*Example Output***Timestamp** 2014-05-14T14:20:18Z**Hostname** ip-10-226-204-51**Plugin** FxaBrowserIdHTTPStatus**Alert** HTTP Status - algorithm: roc col: 1 msg: detected anomaly, standard deviation exceeds 1.5**CBUF Librato Encoder**

Extracts data from SandboxFilter circular buffer output messages and uses it to generate time series JSON structures that will be accepted by Librato's [POST API](#). It will keep track of the last time it's seen a particular message, keyed by filter name and output name. The first time it sees a new message, it will send data from all of the rows except the last one, which is possibly incomplete. For subsequent messages, the encoder will automatically extract data from all of the rows that have elapsed since the last message was received.

The SandboxEncoder *preserve\_data* setting should be set to true when using this encoder, or else the list of received messages will be lost whenever Heka is restarted, possibly causing the same data rows to be sent to Librato multiple times.

Config:

&lt;none&gt;

*Example Heka Configuration*

```
[cbuf_librato_encoder]
type = "SandboxEncoder"
filename = "lua_encoders/cbuf_librato.lua"
preserve_data = true

[librato]
type = "HttpOutput"
message_matcher = "Type == 'heka.sandbox-output' && Fields[payload_type] == 'cbuf'"
encoder = "cbuf_librato_encoder"
address = "https://metrics-api.librato.com/v1/metrics"
username = "username@example.com"
password = "SECRET"
[librato.headers]
Content-Type = ["application/json"]
```

### Example Output

```
{ "gauges": [ { "value": 12, "measure_time": 1410824950, "name": "HTTP_200", "source": "thor" }, { "value": 1, "meas
```

## ESPayloadEncoder

Prepends ElasticSearch BulkAPI index JSON to a message payload.

Config:

- **index** (string, optional, default “heka-`%{ %Y.%m.%d}`”) String to use as the `_index` key’s value in the generated JSON. Supports field interpolation as described below.
- **type\_name** (string, optional, default “message”) String to use as the `_type` key’s value in the generated JSON. Supports field interpolation as described below.
- **id** (string, optional) String to use as the `_id` key’s value in the generated JSON. Supports field interpolation as described below.
- **es\_index\_from\_timestamp** (boolean, optional) If true, then any time interpolation (often used to generate the ElasticSeach index) will use the timestamp from the processed message rather than the system time.

Field interpolation:

Data from the current message can be interpolated into any of the string arguments listed above. A `%{ }` enclosed field name will be replaced by the field value from the current message. Supported default field names are “Type”, “Hostname”, “Pid”, “UUID”, “Logger”, “EnvVersion”, and “Severity”. Any other values will be checked against the defined dynamic message fields. If no field matches, then a `C strftime` (on non-Windows platforms) or `C89 strftime` (on Windows) time substitution will be attempted.

### Example Heka Configuration

```
[es_payload]
type = "SandboxEncoder"
filename = "lua_encoders/es_payload.lua"
    [es_payload.config]
    es_index_from_timestamp = true
    index = "%{Logger}-%{ %Y.%m.%d} "
    type_name = "%{Type}-%{Hostname} "

[ElasticSearchOutput]
message_matcher = "Type == 'mytype'"
encoder = "es_payload"
```

### Example Output

```
{ "index": { "_index": "mylogger-2014.06.05", "_type": "mytype-host.domain.com" } }
{ "json": "data", "extracted": "from", "message": "payload" }
```

## Schema InfluxDB Encoder

Converts full Heka message contents to JSON for InfluxDB HTTP API. Includes all standard message fields and iterates through all of the dynamically specified fields, skipping any bytes fields or any fields explicitly omitted using the `skip_fields` config option.

Config:

- **series** (string, optional, default “series”) String to use as the `series` key’s value in the generated JSON. Supports interpolation of field values from the processed message, using `%{fieldname}`. Any `fieldname` values

of “Type”, “Payload”, “Hostname”, “Pid”, “Logger”, “Severity”, or “EnvVersion” will be extracted from the the base message schema, any other values will be assumed to refer to a dynamic message field. Only the first value of the first instance of a dynamic message field can be used for series name interpolation. If the dynamic field doesn’t exist, the uninterpolated value will be left in the series name. Note that it is not possible to interpolate either the “Timestamp” or the “Uuid” message fields into the series name, those values will be interpreted as referring to dynamic message fields.

- **skip\_fields (string, optional, default “”)** Space delimited set of fields that should *not* be included in the InfluxDB records being generated. Any fieldname values of “Type”, “Payload”, “Hostname”, “Pid”, “Logger”, “Severity”, or “EnvVersion” will be assumed to refer to the corresponding field from the base message schema. Any other values will be assumed to refer to a dynamic message field.
- **multi\_series (boolean, optional, default false)** Instead of submitting all fields to InfluxDB as attributes of a single series, submit a series for each field that sets a “value” attribute to the value of the field. This also sets the name attribute to the series value with the field name appended to it by a “.”. This is recommended by InfluxDB for v0.9 onwards as it is found to provide better performance when querying and aggregating across multiple series.
- **exclude\_base\_fields (boolean, optional, default false)** Don’t send the base fields to InfluxDB. This saves storage space by not including base fields that are mostly redundant and unused data. If skip\_fields includes base fields, this overrides it and will only be relevant for skipping dynamic fields.

#### Example Heka Configuration

```
[influxdb]
type = "SandboxEncoder"
filename = "lua_encoders/schema_influx.lua"
[influxdb.config]
series = "heka.%{Logger}"
skip_fields = "Pid EnvVersion"

[InfluxOutput]
message_matcher = "Type == 'influxdb'"
encoder = "influxdb"
type = "HttpOutput"
address = "http://influxdbserver.example.com:8086/db/databasename/series"
username = "influx_username"
password = "influx_password"
```

#### Example Output

```
[{"points": [[1.409378221e+21, "log", "test", "systemName", "TcpInput", 5, 1, "test"]], "name": "heka.MyLogger"}
```

### Statmetric Influx Encoder

Extracts data from message fields in *heka.statmetric* messages generated by a *Stat Accumulator Input* and generates JSON suitable for use with InfluxDB’s [HTTP API](#). StatAccumInput must be configured with *emit\_in\_fields = true* for this encoder to work correctly.

Config:

<none>

#### Example Heka Configuration

```
[statmetric-influx-encoder]
type = "SandboxEncoder"
filename = "lua_encoders/statmetric_influx.lua"
```

```
[influx]
type = "HttpOutput"
message_matcher = "Type == 'heka.statmetric'"
address = "http://myinfluxserver.example.com:8086/db/stats/series"
encoder = "statmetric-influx-encoder"
username = "influx_username"
password = "influx_password"
```

*Example Output*

```
[{"points": [[1408404848, 78271]], "name": "stats.counters.000000.rate", "columns": ["time", "value"]}, {"po:
```

## 2.14.8 Sandbox Output

New in version 0.9.

Plugin Name: **SandboxOutput**

The SandboxOutput provides a flexible execution environment for data encoding and transmission without the need to recompile Heka. See [Sandbox](#). Config:

- The common output configuration parameter ‘encoder’ is ignored since all data transformation should happen in the plugin.
- *Common Sandbox Parameters*

Example

```
[SandboxFileOutput]
type = "SandboxOutput"
filename = "fileoutput.lua"

[SandboxFileOutput.config]
path = "mylog.txt"
```

### Available Sandbox Outputs

- none

### Externally Available Sandbox Outputs

- [Example Redshift Output](#)

## 2.14.9 Available Sandbox Modules

### Alert Module

#### API

Stores the last alert time in the global `_LAST_ALERT` so alert throttling will persist between restarts.

**queue(ns, msg)** Queue an alert message to be sent.

*Arguments*

- ns (int64) current time in nanoseconds since the UNIX epoch.
- msg (string) alert payload.

***Return***

- true if the message is queued, false if it would be throttled.

**send(ns, msg)** Send an alert message.

***Arguments***

- ns (int64) current time in nanoseconds since the UNIX epoch.
- msg (string) alert payload.

***Return***

- true if the message is sent, false if it is throttled.

**send\_queue(ns)** Sends all queued alert message as a single message.

***Arguments***

- ns (int64) current time in nanoseconds since the UNIX epoch.

***Return***

- true if the queued messages are sent, false if they are throttled.

**set\_throttle(ns\_duration)** Sets the minimum duration between alert event outputs.

***Arguments***

- ns\_duration (int64) minimum duration in nanoseconds between alerts.

***Return***

- none

**throttled(ns)** Test to see if sending an alert at this time would be throttled.

***Arguments***

- ns (int64) current time in nanoseconds since the UNIX epoch.

***Return***

- true if a message would be throttled, false if it would be sent.

---

**Note:** Use a zero timestamp to override message throttling.

---

## Annotation Module

### API

**add(name, ns, col, stext, text)** Create an annotation in the global `_ANNOTATIONS` table.

***Arguments***

- name (string) circular buffer payload name.
- ns (int64) current time in nanoseconds since the UNIX epoch.
- col (uint) circular buffer column to annotate.
- stext (string) short text to display on the graph.

- text (string) long text to display in the rollover.

***Return***

- none

**create(ns, col, stext, text)** Helper function to create an annotation table but not add it to the global list of annotations.

***Arguments***

- ns (int64) current time in nanoseconds since the UNIX epoch.
- col (uint) circular buffer column to annotate.
- stext (string) short text to display on the graph.
- text (string) long text to display in the rollover.

***Return***

- annotation table

**concat(name, annotations)** Concatenates an array of annotation tables to the specified key in the global `_ANNOTATIONS` table.

***Arguments***

- name (string) circular buffer payload name.
- annotations (array) annotation tables.

***Return***

- none

**prune(name, ns)**

***Arguments***

- name (string) circular buffer payload name.
- ns (int64) current time in nanoseconds since the UNIX epoch.

***Return***

- The json encoded list of annotations.

**remove(name)** Entirely remove the payload name from the global `_ANNOTATIONS` table.

***Arguments***

- name (string) circular buffer payload name.

***Return***

- none

**set\_prune(name, ns\_duration)**

***Arguments***

- name (string) circular buffer payload name.
- ns\_duration (int64) time in nanoseconds the annotation should remain in the list.

***Return***

- none

## Anomaly Detection Module

### API

**parse\_config(anomaly\_config)** Parses the anomaly\_config into a Lua table. If the configuration is invalid an error is thrown.

#### Arguments

- **anomaly\_config** (string or nil)

The configuration can specify any number of algorithm function calls (space delimited if desired, but they will also work back to back with no delimiter). This allows for analysis of multiple graphs, columns, and even specification of multiple algorithms per column.

#### Rate of change test

Only use this test on data with a normal (Gaussian [http://en.wikipedia.org/wiki/Normal\\_distribution](http://en.wikipedia.org/wiki/Normal_distribution)) distribution. It identifies rapid changes (spikes) in the data (increasing and decreasing) but ignores cyclic data that has a more gradual rise and fall. It is typically used for something like HTTP 200 status code analysis to detect a sudden increase/decrease in web traffic.

**roc("payload\_name", col, win, hwin, sd, loss\_of\_data, start\_of\_data)**

- **payload\_name (string)** Quoted string containing the *payload\_name* value used in the inject\_payload function call. If the payload name contains a double quote it should be escaped as two double quotes in a row.
- **col (uint)** The circular buffer column to perform the analysis on.
- **win (uint)** The number of intervals in an analysis window.
- **hwin (uint)** The number of intervals in the historical analysis window (0 uses the full history). Must be greater than or equal to 'win'.
- **sd (double)** The standard deviation threshold to trigger the anomaly.
- **loss\_of\_data (bool)** Alert if data stops.
- **start\_of\_data (bool)** Alert if data starts.

e.g. roc("Output1", 1, 15, 0, 2, true, false)

**Mann-Whitney-Wilcoxon test** <http://en.wikipedia.org/wiki/Mann-Whitney>

#### Parametric

Only use this test on data with a normal (Gaussian [http://en.wikipedia.org/wiki/Normal\\_distribution](http://en.wikipedia.org/wiki/Normal_distribution)) distribution. It identifies more gradual changes in the data (increasing, decreasing, or any). It is typically used with something like server memory analysis where the values are more stable and gradual changes are interesting (e.g., memory leak).

**mww("payload\_name", col, win, nwin, pvalue, trend)**

- **payload\_name (string)** Quoted string containing the *payload\_name* value used in the inject\_payload function call. If the payload name contains a double quote it should be escaped as two double quotes in a row.
- **col (uint)** The circular buffer column to perform the analysis on.
- **win (uint)** The number of intervals in an analysis window (should be at least 20).
- **nwin (uint)** The number of analysis windows to compare.

- **pvalue (double)** The pvalue threshold to trigger the prediction. [http://en.wikipedia.org/wiki/P\\_value](http://en.wikipedia.org/wiki/P_value)
- **trend (string)** (decreasing|increasing|any)

e.g. `mww("Output1", 2, 60, 10, 0.0001, decreasing)`

### Non-parametric

This test can be used on data with a normal (Gaussian [http://en.wikipedia.org/wiki/Normal\\_distribution](http://en.wikipedia.org/wiki/Normal_distribution)) or non-normal (nonparametric [http://en.wikipedia.org/wiki/Nonparametric\\_statistics](http://en.wikipedia.org/wiki/Nonparametric_statistics)) distribution. It identifies overlap/similarities between two data sets. It is typically used for something like detecting an increase in HTTP 500 status code errors.

***mww\_nonparametric("payload\_name", col, win, nwin, pstat)***

- **payload\_name (string)** Quoted string containing the *payload\_name* value used in the `inject_payload` function call. If the payload name contains a double quote it should be escaped as two double quotes in a row.
- **col (uint)** The circular buffer column to perform the analysis on.
- **win (uint)** The number of intervals in an analysis window.
- **nwin (uint)** The number of analysis windows to compare.
- **pstat (double)** Value between 0 and 1. Anything above 0.5 is an increasing trend anything below 0.5 is a decreasing trend. [http://en.wikipedia.org/wiki/Mann-Whitney#.CF.81\\_statistic](http://en.wikipedia.org/wiki/Mann-Whitney#.CF.81_statistic)

e.g. `mww_nonparametric("Output1", 2, 15, 10, 0.55)`

**Return** Configuration table if parsing was successful or nil, if nil was passed in.

**detect(ns, name, cbuf, anomaly\_config)** Detects anomalies in the circular buffer data returning any error messages for alert generation and array of annotations for the graph.

### Arguments

- **ns (int64)** current time in nanoseconds since the UNIX epoch. It used to advance the circular buffer if necessary (i.e., if no data is being received). The anomaly detection is always performed on the newest data (ignoring the current interval since it is incomplete).
- **name (string)** circular buffer payload name
- **cbuf (userdata)** circular buffer
- **anomaly\_config (table)** returned from the `parse()` method

### Return

- string if an anomaly was detected, otherwise nil.
- array of annotation tables

## ElasticSearch Module

### API

**bulkapi\_index\_json(index, type\_name, id, ns)**

Returns a simple JSON 'index' structure satisfying the [ElasticSearch BulkAPI](#)

### Arguments



- **index (string or nil)** String to use as the `_index` key's value in the generated JSON, or nil to omit the key. Supports field interpolation as described below.
- **type\_name (string or nil)** String to use as the `_type` key's value in the generated JSON, or nil to omit the key. Supports field interpolation as described below.
- **id (string or nil)** String to use as the `_id` key's value in the generated JSON, or nil to omit the key. Supports field interpolation as described below.
- **ns (number or nil)** Nanosecond timestamp to use for any strftime field interpolation into the above fields. Current system time will be used if nil.

#### Field interpolation

Data from the current message can be interpolated into any of the string arguments listed above. A `%{}` enclosed field name will be replaced by the field value from the current message. Supported default field names are "Type", "Hostname", "Pid", "UUID", "Logger", "EnvVersion", and "Severity". Any other values will be checked against the defined dynamic message fields. If no field matches, then a `C` `strftime` (on non-Windows platforms) or `C89` `strftime` (on Windows) time substitution will be attempted, using the nanosecond timestamp (if provided) or the system clock (if not).

#### Return

- JSON string suitable for use as Elasticsearch BulkAPI index directive.

## 2.14.10 Lua Parsing Expression Grammars (LPeg)

### Best practices (using Lpeg in the sandbox)

1. Read the [LPeg reference](#)
2. The 're' module is now available in the sandbox but the best practice is to use the LPeg syntax whenever possible (i.e., in Lua code). Why?
  - Consistency and readability of a single syntax.
  - Promotes more modular grammars.
  - Is easier to comment.
3. Do not use parentheses around function calls that take a single string argument.

```
-- prefer
lpeg.P"Literal"

-- instead of
lpeg.P("Literal")
```

4. When writing sub-grammars with an ordered choice (+) place each choice on its own line; this make it easier to pick out the alternates. Also, if possible order them from most frequent to least frequent use.

```
local date_month = lpeg.P"0" * lpeg.R"19"
                  + "1" * lpeg.R"02"

-- The exception: when grouping alternates together in a higher level grammar.

local log_grammar = (rfc3339 + iso8601) * log_severity * log_message
```

5. Use the locale patterns when matching standard character classes.

```
-- prefer
lpeg.digit

-- instead of
lpeg.R"09".
```

6. If a literal occurs within an expression avoid wrapping it in a function.

```
-- prefer
lpeg.digit * "Test"

-- instead of
lpeg.digit * lpeg.P"Test"
```

7. When creating a parser from an RFC standard mirror the ABNF grammar that is provided.
8. If creating a grammar that would also be useful to others, please consider contributing it back to the project, thanks.
9. Use the grammar tester <http://lpeg.trink.com>.

### 2.14.11 Sandbox Manager Filter

Plugin Name: **SandboxManagerFilter**

The SandboxManagerFilter provides dynamic control (start/stop) of sandbox filters in a secure manner without stopping the Heka daemon. Commands are sent to a SandboxManagerFilter using a signed Heka message. The intent is to have one manager per access control group each with their own message signing key. Users in each group can submit a signed control message to manage any filters running under the associated manager. A signed message is not an enforced requirement but it is highly recommended in order to restrict access to this functionality.

#### SandboxManagerFilter Settings

- *Common Filter Parameters*
- **working\_directory (string):** The directory where the filter configurations, code, and states are preserved. The directory can be unique or shared between sandbox managers since the filter names are unique per manager. Defaults to a directory in `${BASE_DIR}/sbxmgrs` with a name generated from the plugin name.
- **module\_directory (string):** The directory where 'require' will attempt to load the external Lua modules from. Defaults to `${SHARE_DIR}/lua_modules`.
- **max\_filters (uint):** The maximum number of filters this manager can run.

New in version 0.5.

- **memory\_limit (uint):** The number of bytes managed sandboxes are allowed to consume before being terminated (default 8MiB).
- **instruction\_limit (uint):** The number of instructions managed sandboxes are allowed to execute during the `process_message/timer_event` functions before being terminated (default 1M).
- **output\_limit (uint):** The number of bytes managed sandbox output buffers can hold before being terminated (default 63KiB). Warning: messages exceeding 64KiB will generate an error and be discarded by the standard output plugins (File, TCP, UDP) since they exceed the maximum message size.

Example

```
[OpsSandboxManager]
type = "SandboxManagerFilter"
message_signer = "ops"
# message_matcher = "Type == 'heka.control.sandbox'" # automatic default setting
max_filters = 100
```

## Control Message

The sandbox manager control message is a regular Heka message with the following variables set to the specified values.

Starting a SandboxFilter

- Type: “heka.control.sandbox”
- Payload: *sandbox code*
- Fields[action]: “load”
- Fields[config]: the TOML configuration for the *Sandbox Filter*

Stopping a SandboxFilter

- Type: “heka.control.sandbox”
- Fields[action]: “unload”
- Fields[name]: The SandboxFilter name specified in the configuration

## heka-sbmgr

Heka Sbmgr is a tool for managing (starting/stopping) sandbox filters by generating the control messages defined above.

Command Line Options

```
heka-sbmgr [-config config_file] [-action load|unload] [-filtername specified on unload] [-script sandbox script filename] [-scriptconfig sandbox script configuration filename]
```

Configuration Variables

- ip\_address (string): IP address of the Heka server.
- use\_tls (bool): Specifies whether or not SSL/TLS encryption should be used for the TCP connections. Defaults to false.
- **signer (object): Signer information for the encoder.**
  - name (string): The name of the signer.
  - hmac\_hash (string): md5 or sha1
  - hmac\_key (string): The key the message will be signed with.
  - version (int): The version number of the hmac\_key.
- tls (TlsConfig): A sub-section that specifies the settings to be used for any SSL/TLS encryption. This will only have any impact if *use\_tls* is set to true. See *Configuring TLS*.

Example

```
ip_address      = "127.0.0.1:5565"
use_tls         = true
[signer]
  name          = "test"
  hmac_hash     = "md5"
  hmac_key      = "4865ey9urgkidls xtb0[7lf9rzcivthkm"
  version       = 0

[tls]
  cert_file     = "heka.crt"
  key_file      = "heka.key"
  client_auth   = "NoClientCert"
  prefer_server_ciphers = true
  min_version   = "TLS11"
```

## heka-sbmgrload

Heka Sbmgrload is a test tool for starting/stopping a large number of sandboxes. The script and configuration are built into the tool and the filters will be named: CounterSandboxN where N is the instance number.

### Command Line Options

heka-sbmgrload [-config *config\_file*] [-action *load|unload*] [-num *number of sandbox instances*]

Configuration Variables (same as heka-sbmgr)

## 2.14.12 Tutorial - How to use the dynamic sandboxes

### SandboxManager/Heka Setup

1. Configure the SandboxManagerFilter.

The SandboxManagerFilters are defined in the hekad configuration file and are created when hekad starts. The manager provides a location/namespace for SandboxFilters to run and controls access to this space via a signed Heka message. By associating a `message_signer` with the manager we can restrict who can load and unload the associated filters. Lets start by configuring a SandboxManager for a specific set of users; platform developers. Choose a unique filter name [PlatformDevs] and a signer name "PlatformDevs", in this case we will use the same name for each.

```
[PlatformDevs]
type = "SandboxManagerFilter"
message_signer = "PlatformDevs"
working_directory = "/var/heka/sandbox"
max_filters = 100
```

2. Configure the input that will receive the SandboxManager control messages.

For this setup we will extend the current TCP input to handle our signed messages. The signer section consists of the signer name followed by an underscore and the key version number (the reason for this notation is to simply flatten the signer configuration structure into a single map). Multiple key versions are allowed to be active at the same time facilitating the rollout of new keys.

```
[TCP:5565]
type = "TcpInput"
parser_type = "message.proto"
decoder = "ProtobufDecoder"
address = ":5565"
  [TCP:5565.signer.PlatformDevs_0]
```

```
hmac_key = "Old Platform devs signing key"
[TCP:5565.signer.PlatformDevs_1]
hmac_key = "Platform devs signing key"
```

3. Configure the sandbox manager utility (sbmgr). The signer information must exactly match the values in the input configuration above otherwise the messages will be discarded. Save the file as PlatformDevs.toml.

```
ip_address      = ":5565"
[signer]
  name          = "PlatformDevs"
  hmac_hash     = "md5"
  hmac_key      = "Platform devs signing key"
  version       = 1
```

## SandboxFilter Setup

1. Create a SandboxFilter script and save it as “example.lua”. See *Lua Sandbox Tutorial* for more detail.

```
require "circular_buffer"

data = circular_buffer.new(1440, 1, 60) -- message count per minute
local COUNT = data:set_header(1, "Messages", "count")
function process_message ()
  local ts = read_message("Timestamp")
  data:add(ts, COUNT, 1)
  return 0
end

function timer_event(ns)
  inject_payload("cbuf", "", data)
end
```

2. Create the SandboxFilter configuration and save it as “example.toml”.

The only difference between a static and dynamic SandboxFilter configuration is the filename. In the dynamic configuration it can be left blank or left out entirely. The manager will assign the filter a unique system wide name, in this case, “PlatformDevs-Example”.

```
[Example]
type = "SandboxFilter"
message_matcher = "Type == 'Widget'"
ticker_interval = 60
filename = ""
preserve_data = false
```

3. Load the filter using sbmgr.

```
sbmgr -action=load -config=PlatformDevs.toml -script=example.lua -scriptconfig=example.toml
```

If you are running the *Dashboard Output* the following links are available:

- Information about the running filters: [http://localhost:4352/heka\\_report.html](http://localhost:4352/heka_report.html).
- Graphical Output (after 1 minute in this case): <http://localhost:4352/PlatformDevs-Example.html>

Otherwise

- Information about the terminated filters: [http://localhost:4352/heka\\_sandbox\\_termination.html](http://localhost:4352/heka_sandbox_termination.html).

**Note:** A running filter cannot be ‘reloaded’ it must be unloaded and loaded again. During the unload/load process some data can be missed and gaps will be created. In the future we hope to remedy this but for now it is a limitation of the dynamic sandbox.

---

4. Unload the filter using sbmgr.

```
sbmgr -action=unload -config=PlatformDevs.toml -filtername=Example
```

---

## 2.14.13 Sandbox Development

### Decoders

Since decoders cannot be dynamically loaded and they stop Heka processing on fatal errors they must be developed outside of a production environment. Most Lua decoders are LPeg based as it is the best way to parse and transform data within the sandbox. The other alternatives are the built-in Lua pattern matcher or the JSON parser with a manual transformation.

1. Procure some sample data to be used as test input.

```
timestamp=time_t key1=data1 key2=data2
```

---

2. Configure a simple LogstreamerInput to deliver the data to your decoder.

```
[LogstreamerInput]
log_directory = "."
file_match = 'data\.log'
decoder = "SandboxDecoder"
```

---

3. Configure your test decoder.

```
[SandboxDecoder]
filename = "decoder.lua"
```

---

4. Configure the DashboardOutput for visibility into the decoder (performance, memory usage, messages processed/failed, etc.)

```
[DashboardOutput]
address = "127.0.0.1:4352"
ticker_interval = 10
working_directory = "dashboard"
static_directory = "/usr/share/heka/dasher"
```

---

5. Configure a LogOutput to display the generated messages.

```
[LogOutput]
message_matcher = "TRUE"
```

---

6. **Build the decoder.** The decoder will receive a message from an input plugin. The input may have set some additional message headers but the ‘Payload’ header contains the data for the decoder. The decoder can access the payload using `read_message("Payload")`. The payload can be used to construct an entirely new message, multiple messages or modify any part of the existing message (see `inject_message`, `write_message` in the [Lua Sandbox API](#)). Message headers not modified by the decoder are left intact and in the case of multiple message injections the initial message header values are duplicated for each message.

(a) **LPeg grammar.** Incrementally build and test your grammar using <http://lpeg.trink.com>.

- (b) **Lua pattern matcher.** Test match expressions using <http://www.lua.org/cgi-bin/demo>.
  - (c) **JSON parser.** For data transformation use the LPeg/Lua matcher links above. Something like simple field remapping i.e. `msg.Hostname = json.host` can be verified in the LogOutput.
7. Run Heka with the test configuration.
  8. Inspect/verify the messages written by LogOutput.

## Filters

Since filters can be dynamically loaded it is recommended you develop them in production with live data.

1. Read *[Tutorial - How to use the dynamic sandboxes](#)*

## OR

1. If you are developing the filter in conjunction with the decoder you can add it to the test configuration.

```
[SandboxFilter]
filename = "filter.lua"
```

2. Debugging

- (a) Watch for a dashboard sandbox termination report. The termination message provides the line number and cause of the failure. These are usually straight forward to correct and commonly caused by a syntax error in the script or invalid assumptions about the data (e.g. `cnt = cnt + read_message("Fields[counter]")` will fail if the counter field doesn't exist or is non-numeric due to a error in the data).
- (b) No termination report and the output does not match expectations. These are usually a little harder to debug.
  - i. Check the Heka dashboard to make sure the router is sending messages to the plugin. If not, verify your `message_matcher` configuration.
  - ii. Visually review the the plugin for errors. Are the message field names correct, was the result of the `cjson.decode` tested, are the output variables actually being assigned to and output/injected, etc.
  - iii. Add a debug output message with the pertinent information.

```
require "string"
require "table"
local dbg = {}

-- table.insert(dbg, string.format("Entering function x arg1: %s", arg1))
-- table.insert(dbg, "Exiting function x")

inject_payload("txt", "debug", table.concat(dbg, "\n"))
```

- i. LAST RESORT: Move the filter out of production, turn on preservation, run the tests, stop Heka, and review the entire preserved state of the filter.

## 2.14.14 Lua Sandbox Cookbooks

- Decoders
  - *JSON Payload Transform*
- Presentation

– *Circular Buffer Graph Annotation (Alerts)*

## 2.15 Testing Heka

### 2.15.1 heka-flood

heka-flood is a Heka load test tool; it is capable of generating a large number of messages to exercise Heka using different protocols, message types, and error conditions.

#### Command Line Options

- `-config="flood.toml"`: Path to heka-flood config file
- `-test="default"`: Name of config file defined test to run

Example:

```
heka-flood -config="/etc/flood.toml" -test="my_test_name"
```

#### Configuration Variables

- **test (object)**: Name of the test section (toml key) in the configuration file.
- **ip\_address (string)**: IP address of the Heka server.
- **sender (string)**: tcp or udp
- **pprof\_file (string)**: The name of the file to save the profiling data to.
- **encoder (string)**: protobuf or json
- **num\_messages (int)**: The number of messages to be sent, 0 for infinite.
- **message\_interval (string)**: Duration of time to delay between the sending of each message. Accepts duration values as supported by Go's [time.ParseDuration function](#). Default of 0 means no delay.
- **corrupt\_percentage (float)**: The percentage of messages that will be randomly corrupted.
- **signed\_percentage (float)**: The percentage of message that will signed.
- **variable\_size\_messages (bool)**: True, if a random selection of variable size messages are to be sent. False, if a single fixed message will be sent.
- **signer (object)**: Signer information for the encoder.
  - **name (string)**: The name of the signer.
  - **hmac\_hash (string)**: md5 or sha1
  - **hmac\_key (string)**: The key the message will be signed with.
  - **version (int)**: The version number of the hmac\_key.
- **ascii\_only (bool)**: True, if generated message payloads should only contain ASCII characters. False, if message payloads should contain arbitrary binary data. Defaults to false.

New in version 0.5.

- **use\_tls (bool)**: Specifies whether or not SSL/TLS encryption should be used for the TCP connections. Defaults to false.



- **tls (TlsConfig):** A sub-section that specifies the settings to be used for any SSL/TLS encryption. This will only have any impact if *use\_tls* is set to true. See *Configuring TLS*.

New in version 0.9.

- **max\_message\_size (uint32):** The maximum size of the message that will be sent by heka-flood.

Example

```
[default]
ip_address      = "127.0.0.1:5565"
sender          = "tcp"
pprof_file      = ""
encoder         = "protobuf"
num_messages    = 0
corrupt_percentage = 0.0001
signed_percentage = 0.00011
variable_size_messages = true
[default.signer]
name            = "test"
hmac_hash       = "md5"
hmac_key        = "4865ey9urgkidls xtb0[7lf9rzciwthkm"
version         = 0
```

## 2.15.2 heka-inject

New in version 0.5.

heka-inject is a Heka client allowing for the injecting of arbitrary messages into the Heka pipeline. It is capable of generating a message of specified message variables with values. It allows for quickly testing plugins. Inject requires TcpInput with Protobufs encoder availability.

### Command Line Options

- -heka: Heka instance to connect
- -hostname: message hostname
- -logger: message logger
- -payload: message payload
- -pid: message pid
- -severity: message severity
- -type: message type

Example:

```
heka-inject -payload="Test message with high severity." -severity=1
```

## 2.15.3 heka-cat

New in version 0.5.

A command-line utility for counting, viewing, filtering, and extracting Heka protobuf logs.

## Command Line Options

- `-format="txt"`: output format [txt|json|hekalcount]
- `-match="TRUE"`: message\_matcher filter expression
- `-offset=0`: starting offset for the input file in bytes
- `-output=""`: output filename, defaults to stdout
- `-tail=false`: don't exit on EOF
- *input filename*

Example:

```
heka-cat -format=count -match="Fields[status] == 404" test.log
```

Output:

```
Input:test.log Offset:0 Match:Fields[status] == 404 Format:count Tail:false Output:
Processed: 1002646, matched: 15660 messages
```

## 2.16 Configuring TLS

Many input and output plugins that rely on TCP as the underlying transport for network communication also support the use of SSL/TLS encryption for their connections. Typically the TOML configuration for these plugins will support a boolean `use_tls` flag that specifies whether or not encryption should be used, and a `tls` sub-section that specifies the settings to be used for negotiating the TLS connections. If `use_tls` is not set to true, the `tls` section will be ignored.

Modeled after Go's stdlib TLS [configuration struct](#), the same configuration structure is used for both client and server connections, with some of the settings being applicable for a client's configuration, some for a server's, and some for both. In the description of the TLS configuration settings below, each setting is marked as appropriate to client, server, or both as appropriate.

### 2.16.1 TLS configuration settings

- **server\_name (string, client)**: Name of the server being requested. Included in the client handshake to support virtual hosting server environments.
- **cert\_file (string, both)**: Full filesystem path to the certificate file to be presented to the other side of the connection.
- **key\_file (string, both)**: Full filesystem path to the specified certificate's associated private key file.
- **client\_auth (string, server)**: Specifies the server's policy for TLS client authentication. Must be one of the following values:
  - NoClientCert
  - RequestClientCert
  - RequireAnyClientCert
  - VerifyClientCertIfGiven
  - RequireAndVerifyClientCert

Defaults to "NoClientCert".

- **ciphers ([string, both]):** List of cipher suites supported for TLS connections. Earlier suites in the list have priority over those following. Must only contain values from the following selection:
  - RSA\_WITH\_RC4\_128\_SHA
  - RSA\_WITH\_3DES\_EDE\_CBC\_SHA
  - RSA\_WITH\_AES\_128\_CBC\_SHA
  - RSA\_WITH\_AES\_256\_CBC\_SHA
  - ECDHE\_ECDSA\_WITH\_RC4\_128\_SHA
  - ECDHE\_ECDSA\_WITH\_AES\_128\_CBC\_SHA
  - ECDHE\_ECDSA\_WITH\_AES\_256\_CBC\_SHA
  - ECDHE\_RSA\_WITH\_RC4\_128\_SHA
  - ECDHE\_RSA\_WITH\_3DES\_EDE\_CBC\_SHA
  - ECDHE\_RSA\_WITH\_AES\_128\_CBC\_SHA
  - ECDHE\_RSA\_WITH\_AES\_256\_CBC\_SHA
  - ECDHE\_RSA\_WITH\_AES\_128\_GCM\_SHA256
  - ECDHE\_ECDSA\_WITH\_AES\_128\_GCM\_SHA256

If omitted, the implementation's [default ordering](#) will be used.

- **insecure\_skip\_verify (bool, client):** If true, TLS client connections will accept any certificate presented by the server and any host name in that certificate. This causes TLS to be susceptible to man-in-the-middle attacks and should only be used for testing. Defaults to false.
- **prefer\_server\_ciphers (bool, server):** If true, a server will always favor the server's specified cipher suite priority order over that requested by the client. Defaults to true.
- **session\_tickets\_disabled (bool, server):** If true, session resumption support as specified in [RFC 5077](#) will be disabled.
- **session\_ticket\_key (string, server):** Used by the TLS server to provide session resumption per [RFC 5077](#). If left empty, it will be filled with random data before the first server handshake.
- **min\_version (string, both):** Specifies the minimum acceptable SSL/TLS version. Must be one of the following values:
  - SSL30
  - TLS10
  - TLS11
  - TLS12

Defaults to SSL30.

- **max\_version (string, both):** Specifies the maximum acceptable SSL/TLS version. Must be one of the following values:
  - SSL30
  - TLS10
  - TLS11
  - TLS12

Defaults to TLS12.

- **client\_cafile (string, server):** File for server to authenticate client TLS handshake. Any client certs recieved by server must be chained to a CA found in this PEM file.

Has no effect when NoClientCert is set.

- **root\_cafile (string, client):** File for client to authenticate server TLS handshake. Any server certs recieved by client must be must be chained to a CA found in this PEM file.

## 2.16.2 Sample TLS configuration

The following is a sample TcpInput configuration showing the use of TLS encryption.

```
[TcpInput]
address = ":5565"
parser_type = "message.proto"
decoder = "ProtobufDecoder"
use_tls = true

    [TcpInput.tls]
    cert_file = "/usr/share/heka/tls/cert.pem"
    key_file = "/usr/share/heka/tls/cert.key"
    client_auth = "RequireAndVerifyClientCert"
    prefer_server_ciphers = true
    min_version = "TLS11"
```

## 2.17 Changelog

0.9.2 (2015-04-22)

=====

Bug Handling

-----

- \* Added bounds check for truncated inputs lines to StatsdInput.
- \* Fixed Elasticsearch recovery after full queue when `queue\_full\_action` is set to "drop" or "block".
- \* Fixed TcpOutput recovery after full queue when `queue\_full\_action` is set to "drop" or "block" (#1484).
- \* Fixed bug where LogstreamerInput wasn't honoring `oldest\_duration` setting (#1437).
- \* Elasticsearch payload encoder will ensure there is a newline in the end of the payload in order for the bulk API to work correctly (#1457).
- \* Fix a gzipped file seeking in logstreamer may cause an OOM exception.
- \* Fixed config parsing typo bug in heka-logstreamer command (#1436).
- \* Always check for decoder existence when a decoder is specified for an input plugin (#1439).
- \* Check `IsStoppable()` on all input, filter, output plugins if they error at startup time, only shut down Heka if false.

- \* Fixed typo causing panic in AMQPInput when splitter returns an error (#1453).
- \* Handle chunked error responses in http\_output.
- \* ElasticsearchOutput buffering now only retries messages when it's clear that the problem related to failed communication with the Elasticsearch server (#1401).
- \* Added handling of incomplete/trailing data for SplitBytes() method in SplitterRunner (#1455)

0.9.1 (2015-03-13)

=====

#### Features

-----

- \* Added configurable max\_message\_size to heka-cat.
- \* Added `count` setting to TokenSplitter to allow splitting on every Nth instance of the given delimiter.
- \* Added `deliver\_incomplete\_final` setting to SplitterRunner.
- \* Added `max\_message\_size` setting to UdpOutput.

#### Bug Handling

-----

- \* Fix the message matcher parser to clear the yySymType structure on each call (#1409).
- \* Protect read\_message("raw") from reading an empty pack.MsgBytes (#1405).
- \* Moved `SetSplitterRunner` out of the config's MakeRunner and into the `NewSplitterRunner` function to make sure a splitter always has access to a SplitterRunner if needed.
- \* Fixed SplitterRunner buffer readPos so it only increments when a read call doesn't return an error (#1367).
- \* Ensured plugin list file is closed after writing to it in Dashboard plugin.
- \* Fixed exiting / restart behavior for ProcessInput to match documentation (#1395).
- \* UdpOutput drops message if its size exceeds allowed UDP data size (#1393).

0.9.0 (2015-02-25)

=====

#### Backwards Incompatibilities

-----

- \* Major overhaul of Heka's configuration loading code. This doesn't impact most plugins, it's only a breaking change for plugins that happen to instantiate and manage the lifecycles of other embedded plugins, e.g.

MultiDecoder, ProcessDirectoryInput, SandboxManagerFilter.

- \* All inputs now support ``decoder``, ``synchronous_decode``, and ``send_decode_failures`` config options, automatically extracted by Heka's config system.
- \* InputRunner now handles message decoding and delivery to the router, according to the specifications of the input's configuration. This is accomplished either directly via the ``Deliver`` method or, in cases where decoding might need to happen in separate goroutines, through ``Deliverer`` objects available from the ``NewDeliverer`` method.
- \* Hekad and all clients started using stdout for informational messages and stderr for error messages.
- \* Stats Accum Input treats gauge inputs as float64 rather than int64 to match statsd spec and other statsd implementations (#850).
- \* Introduction of Splitter plugins, accompanied by major changes to how input plugins work to support the use of Splitter plugins. (#424)
- \* TcpInput and UdpInput now set a non-protobuf encoded message's Type field to the configured input plugin name instead of the hard-coded string "NetworkInput".

### Bug Handling

-----

- \* Fix the shutdown hang caused by a Filter/Output plugin failure (#1324).
- \* Fix the RPM dependency errors on Centos7 (#1311).
- \* Don't output empty messages when `use_framing = true` (#1326).
- \* KafkaInput uses the oldest offset available instead of zero when no checkpoint file exists and the offset method is set to manual. KafkaInput also correctly closes the checkpoint file before removing it when it is invalid (#1325).
- \* Handle empty byte fields in the sandbox interface (#1284).
- \* Reset header when discarding valid but oversized messages (#1221).
- \* Prevent the protobuf stream encoder from creating messages over `MAX_MESSAGE_SIZE` (#1204).
- \* AMQPOutput now uses defined constants for delivery mode instead of hard coded (and wrong) integer values (#1235).
- \* Hekad now respects `--config` parameter and loads default config path instead of printing help and exit (#1239).
- \* MessageProtoParser now handles EOF gracefully, and returns all complete records up to the end of the stream without having to use `GetRemainingData()` (#1305).
- \* HttpListenInput no longer URL unescapes the HTTP request body (#1124).

```

* SmtplibOutput now encodes email subject when necessary (#1277).

* All config files are now pre-loaded before any of the config is actually
  loaded to prevent default plugins from being registered for each separate
  config file, possibly overriding custom config.

Features
-----

* Added decode_message to the sandbox API (#1344).

* Added a SandboxInput plugin (#1333).

* Added a SandboxOutput plugin (#1303).

* `heka/plugins/amqp` package now exposes `GetAmqpHub` and `NewAMQPDialer`
  functions for use by external packages.

* Added heartbeat monitoring sandbox filter plugin.

* Include the new lua_sandbox with support for shared library modules.

* Allow the sandbox process_message function to set the last error string
  when it returns (#1191).

* Improve the sandbox inject_* error messages (#1156).

* Added ability to specify unit type and aggregation methods for stats graph
  filter.

* Added option (immediate_start) to start process immediately in ProcessInput
  (#1131).

* Added `hostname` setting to global `[hekad]` config options to allow
  overriding the hostname value provided by Go's `os.Hostname` call (#1123).

* Added 'connect_timeout' option in Elasticsearch output plugin.

* Slightly improve error output in Elasticsearch plugin.

* Added support for HTTP authentication to ElasticsearchOutput.

* TcpOutput's disk buffering now supports specification of a max buffer size
  and an action to take if the max size is reached, from 'shutdown', 'drop',
  or 'block' (#1110).

* Added `send_interval` setting to SmtplibOutput.

* Added `timestamp` format setting to ESLogstashV0Encoder (#1142).

* LogstreamerInput now uses first two "magic" bytes to identify gzip files
  instead of relying on `.gz` suffix.

* Added on-disk buffering to ElasticsearchOutput. It is enabled by default.

* Added TLS support to ElasticsearchOutput (#1259).

* Added ability for HttpListenInput to capture specified HTTP request headers

```

and write them as message fields.

- \* Added ability for Statsd input handler to treat a malformed stat line one at time without skipping all the "good" stats in a multi-line input (more like statsd itself).
- \* Added `message\_interval` setting support to heka-flood test configuration.
- \* Added `cert\_path` setting for TLS support to DockerLogInput.
- \* Added new fields to messages generated by HttpListenInput, including RemoteAddr, Path, EnvVersion, Hostname (the name of the server that handled the request), and Host (the host to which the client sent the request) (#1328).
- \* Added `hostname\_keep` option to RsyslogDecoder (#1338).
- \* Added an option to Schema InfluxDB Encoder to send the data to InfluxDB as a list of series rather than the default of a single series for all fields in the message.
- \* Added an option to Schema InfluxDB Encoder that excludes all base fields from being sent to InfluxDB to reduce the network traffic and storage demands if these fields aren't useful.
- \* Added `read\_only` setting to AMQPInput to support read-only users.
- \* Added ability to specify MAX\_MESSAGE\_SIZE via configuration file of hekad and heka-flood (#1208).
- \* Changed default plugin\_chansize setting from 50 to 30 (#1242).

0.8.3 (2015-01-08)

=====

Bug Handling

-----

- \* Fixed LogstreamerInput to use a separate DecoderRunner for every LogstreamInput created, rather than sending all of the streams through a single decoder.

0.8.2 (2015-01-06)

=====

Bug Handling

-----

- \* Fix rsyslog sandbox decoder test to use current year and location for timestamp parsing, since syslog timestamp format makes that assumption.
- \* Ensure that geoip\_decoder is not included in release binaries.

0.8.1 (2014-12-17)

=====

Bug Handling

-----



- \* Fix leaky file descriptor bug on http\_output.go.
- \* Only stamp PipelinePack diagnostics in cases when a pack actually matches a message matcher, instead of for every matcher every time (#1167).
- \* StatsdInput allows to specify (via max\_msg\_size option) size of message read from UDP (#1165).
- \* AMQPOutput now recycles packs even when a publish error causes the output to exit / restart (#1178).
- \* Fixed HttpOutput TLS section parsing (#1163).
- \* Fixed LogstreamInput extraneous journal saves that caused high disk IO when EOF is reached.

0.8.0 (2014-10-29)

=====

#### Backwards Incompatibilities

-----

- \* Audited the use of Logger and Type headers on internal message (#1024). These changes may break some existing message matchers with regards to plugin/sandbox termination messages.
- \* Sandbox decoder linux\_cpustats has been renamed to linux\_loadavg and the corresponding filter cpustats was renamed to loadavg (#1094).
- \* ESLogstashV0 encoder will now set the @type field to match the ES record type specified in the `type\_name` setting. This is Logstash behaviour in V0. You can revert back to the old method with `use\_message\_type = true`

#### Bug Handling

-----

- \* linux\_diskstats.lua will now parse a line with no leading space (#1141).
- \* Protect globals.Stopping with a RWMutex.
- \* Added support for `fields` config setting to ESLogstashV0Encoder; it was already documented, but hadn't been implemented (#1096).
- \* Fixed deadlock race condition in AMQPOutput shutdown sequence (#824).

#### Features

-----

- \* Added Kafka Input/Output plugins (#1148).
- \* Optimized prefix/suffix testing in the message matcher (#1040).
- \* LogstreamerInput now supports seekjournal file hashing for files that are less than 500 bytes in length; hash is generated against file contents with 0 bytes prepended to make 500 bytes of hash content (#972).
- \* Support environment variables in config files (#1023).

- \* Add Dockerfiles and example Docker usage to repo
- \* Encoders can now return (nil, nil) to express that they've swallowed the input message without generating any output.
- \* SandboxEncoder now supports return value of -2 from the process\_message call to specify that no output is being generated.
- \* Added schema\_influx.lua encoder.
- \* Added CBUF Librato Encoder.
- \* Added option to disable re-using TCP connections to the Elasticsearch output
- \* Added separate env loading file and support for NUM\_JOBS env var to Windows build (#971).
- \* Added DockerLogInput (issue #1092).
- \* Added support for "Epoch", "EpochMilli", "EpochMicro", and "EpochNano" timestamp formats to the time parsing code used by the Payload\*Decoder plugins (#963).
- \* Added ability to drop big message entirely or to keep first part of it (#1134)

0.7.3 (2014-10-28)

=====

### Bug Handling

-----

- \* Fail gracefully on LogstreamerInput missing `file\_match` setting (#1105).
- \* Fixed issue where ProcessInput wasn't propagating environment variables and working directory to repeatedly run (vs. one time, long running) processes (#1108).
- \* UdpInput now removes a Unix datagram socket file at shutdown time if one is created at startup.
- \* Fixed issue with keeping previous EOF state in LogStreamer (#1119).
- \* ProcessInput now honors documented restart behavior (#1117).

0.7.2 (2014-10-01)

=====

### Bug Handling

-----

- \* Fail more gracefully if user doesn't specify a scheme in the server URL for the ElasticsearchOutput (#1069).
- \* Correctly compute http timeout interval for ElasticsearchOutput when using HTTP indexing.
- \* Fixed issue w/ inaccurate payload sizes in heka-flood.

- \* Allow severity to be modified by the MessageTemplate logic for use in ScribbleDecoder (#1084).
- \* Render pack diagnostic idle time in seconds (as specified) instead of nanoseconds.
- \* Prevent orphaned matchers from remaining in the router's matcher lists in cases where a filter or output registered in one TOML file overrides a filter or output of the same name in an earlier TOML file.

0.7.1 (2014-09-02)

=====

#### Bug Handling

-----

- \* Fixed handling of TcpInput and TcpOutput keep\_alive\_period default value handling, and added docs (#1054).
- \* Fixed OSX lua\_sandbox build error.
- \* Fixed load ordering of nested MultiDecoders (#1045).

0.7.0 (2014-08-27)

=====

#### Backwards Incompatibilities

-----

- \* Switched to using fork of gomock, import location changed from ``code.google.com/p/gomock`` to ``github.com/rafrombrc/gomock``.
- \* Move `*GlobalConfigStruct` out of pipeline package's global namespace, it is now stored as an attribute on `PipelineConfig`. Any code that used to call `pipeline.Globals()` now must instead access `*PipelineConfig.Globals`. The ``WantsPipelineConfig`` interface has been introduced to give plugins access to the active `*PipelineConfig` if it's needed in the `ConfigStruct` or `Init` methods (#951).
- \* Removed deprecated ``pipeline.GetHekaConfigDir`` API call, which has been replaced by ``PrependBaseDir`` and ``PrependShareDir`` for a few versions now.
- \* Removed the regular expression template support from the message matcher (issue #960).
- \* Updated the AMQP input / output configuration values to use underscore delimited words for long config options (issue #953).
- \* LogstreamerInput now errors on nonexistent ``log_directory`` instead of creating the folder (issue #1066).

#### Bug Handling

-----

- \* Fixed the MySQL slow query grammar to handle logs with no newline.
- \* Fixed packet tracking idle packs error output formatting.

- \* Prevent panics during shutdown when a restarting plugin has been restarted (issue #957).

- \* Added support for a Logstreamer symbolically linked log\_directory root (issue #741).

- \* Fixed lots of race conditions in the tests.

- \* Eliminated race condition in use of global AMQPHub in AMQP input / output plugins (#953).

### Features

-----

- \* Added StatMetric Influx Encoder.

- \* Added RstEncoder.

- \* Added support for '\_\_ignore\_root' tag in add\_external\_plugin to allow external packages to be added which do not have any .go files in their root directory (issue #955).

- \* Switched from using goprotobuf to gogoprotobuf with marshal\_all and unmarshal\_all extensions for significant performance increase.

- \* Added stats graph sandbox filter to make it easier to generate graphs of statsd / graphite metrics (issue #966).

- \* Added support for the majority of repository URI formats when cloning external Go packages (issue #937).

- \* Added the ability to test for field existence in message matcher (issue #958).

- \* Added support to ESJsonEncoder and ESLogstashV0Encoder to properly encode field arrays.

- \* Added a filter to monitor all process message failures (issue #948).

- \* Added UdpOutput.

- \* Added IrcOutput.

- \* Added support for filter and output plugins to optionally exit without causing Heka to shutdown via config option.

- \* Added support for custom HTTP Headers in HttpListenInput and DashboardOutput.

0.6.1 (2014-08-27)

=====

### Bug Handling

-----

- \* CarbonOutput using UDP transport now uses multiple packets to send stats data to Carbon server when output would be longer than the 64KiB max size for UDP packets (issue #1035).

- \* StatsdInput now trims all whitespace around incoming stat names instead of

just trailing newlines (issue #1011).

- \* Fixed silent failures in ElasticsearchOutput bulk indexing operations.
- \* Fixed permanent loss of HTTP connection in certain cases when Elasticsearch has been restarted (issue #1008).
- \* Fixed default sandbox script type when loading dynamic plugins.

0.6.0 (2014-07-09)

=====

#### Backwards Incompatibilities

-----

- \* Go 1.3 now required for building.
- \* Changed handling of message stream framing. Before stream framing was presumed to always be required when encoding with protocol buffers, and not required when using other encodings. Now all outputs support an optional `use_framing` setting that will determine whether or not framing will be applied when using the OutputRunner's Encode method (issue #922).
- \* All files in a config directory that do not end in ".toml" will now be ignored and not loaded as a part of the Heka configuration (issue #750).
- \* Removed the PayloadJsonDecoder which is replaced by the Lua sandbox cJSON module (issue 826).
- \* Removed LogfileInput and LogfileDirectoryManagerInput which were replaced by LogstreamerInput in 0.5.0 (issue 914).
- \* MultiDecoder no longer sets prepends name of the decoder instance to the message type value for every message. This was impacting performance, is almost never what is needed, and is almost always overwritten by the nested subdecoders anyway.
- \* MultiDecoder now has a `subs` option that refers to other top level decoder config definitions, instead of nested sub-configs and a separate `order` option specifying the order. This makes for less typing and the ability to reuse decoder definitions as both standalone decoders and across multiple MultiDecoders (issue #485).
- \* ElasticsearchOutput now uses an Encoder plugin instead of MessageFormatters. Created ESJsonEncoder, ESLogstashV0Encoder, and ESPayloadEncoder (implemented as a SandboxEncoder in `es_payload.lua`) to replicate prior formatter behavior.
- \* Changed the Lua sandbox API. `inject_message` is no longer overloaded, `output` has been renamed to `add_to_payload`, and `inject_payload` has been introduced.
- \* Changed TcpOutput, FileOutput, and LogOutput to use Encoder plugins for output formatting instead of bespoke formatting implementations.
- \* The rsyslog decoder now further parses the `%SYSLOGTAG%` variable. The `fields.syslogtag` no longer exists and is replaced by `fields.programname` and `message.Pid` (issue #677).

\* Removed no-longer-used 'decoder\_poolsize' global config setting.

#### Bug Handling

-----

- \* Fixed the ElasticSearchOutput to always use UTC times in the bulk API header (issue #504).
- \* Fixed the SandboxDecoder panic when failing the Decode() after successfully injecting a message (issue #910).
- \* StatsdInput no longer spins up a new goroutine for each stat (issue #359).
- \* MultiDecoder no longer prevents shutdown if a nested SandboxDecoder crashes during startup (issue #896).
- \* MultiDecoder using `cascade\_strategy = "all"` now passes all generated packs to all nested decoders instead of skipping the remainder if an earlier pack in the sequence fails to decode (issue #896).
- \* MultiDecoder no longer tries to recycle the original pack, leaving that job to the DecoderRunner as intended (issue #896).
- \* Updated SmtOutput to use a slice instead of a map to generate SMTP headers so the order will remain consistent when using Go 1.3 or later.
- \* Use FindProcess instead of syscall.Kill to make the 'pid\_file' configuration setting work on Windows (issue #807)
- \* Fix the SandboxFilter ReportMsg panic on termination/shutdown (issue #816)
- \* MultiDecoder with no 'order' set now fails on init instead of panicking on first message.
- \* Fix panic on SIGUSR1 caused by no reports in a given plugin category (issue #832).
- \* Fix file\_match config of plugin logstreamer\_input (issue #893).
- \* StatFilter now correctly handles values from integer or float fields (issue #612).

#### Features

-----

- \* Added general purpose HttpOutput (issue #820).
- \* Added message processing stat reporting to the MultiDecoder for each subdecoder and in aggregate (issue #719).
- \* Added memory statistics to the Heka report output, for self monitoring.
- \* Added a message type configuration option to the rsyslog decoder (issue #907).
- \* Added `elasticsearch` Lua module to generate BulkAPI index JSON (issue #875).
- \* Added support for Lua sandbox preservation versioning (issue #701).

- \* Added support for unix datagram sockets to the UdpInput using net "unixgram" (issue #790).
- \* Add LogstreamInput seekjournal reporting to dashboard output (issue #445).
- \* Added a HyperLogLog library to the Lua sandbox using the Redis implementation <http://antirez.com/news/75>.
- \* Added an alert encoder to make the alert messages easier to read.
- \* Introduced Encoder plugin type (issue #417).
- \* Added a bloom filter to the Lua sandbox and created a unique items filter.
- \* Turned the MySQL slow query log examples into a deployed decoder and filter.
- \* Added an Nginx error log decoder (issue #785)
- \* Added the ability to preserve the webserver log line in message payload (issue #784)
- \* Added the optional 'pid\_file' configuration setting (issue #777).
- \* Add anomaly, alert, annotation modules (issue #677)
- \* Added 'sample\_denominator' global config setting to allow tweaking the sample interval when computing timing of certain operations, replacing prior hard-coded DURATION\_SAMPLE\_DENOMINATOR constant (issue #625).
- \* Added an Apache access log decoder based on the Apache 'LogFormat' configuration directive.
- \* Added BufferedOutput. Extracts the queuing functionality out of TcpOutput.go into a general purpose lib for use in any output module. Callers get messages buffered to disk while another goroutine consumes and forwards data. Any errors encountered can cause the sending goroutine to backoff and resend data.
- \* Added http\_timeout to elasticsearch output to prevent slow or stale connections from holding up the flow. (issue #769)
- \* Add query parameters to the Message as Fields in the HttpListenInput
- \* Add QueueTTL option to AMQPInput to allow specifying message expiration.
- \* Added optional tls sub-section to AMQPInput and AMQPOutput for configuring AMQPS TLS settings.
- \* Add detection and handling of gzipped files to LogstreamerInput (issue #648).
- \* Added optional TCP Keep-Alive parameters to TcpInput/TcpOutput plugins.

0.5.2 (2014-05-16)

=====

Bug Handling

-----

- \* FileOutput no longer panics when using ``format = "text"`` and payload is nil (issue #843).
- \* Fix SandboxDecoder pass-through case so decoders that only use `write_message` and not `inject_message` will emit messages correctly (issue #844).
- \* Fixed TcpInput so it will only override the default delimiter for a RegexpParser if a delimiter is specified in the config.
- \* Fix the FileOutput panic when HUP'ed. Modified the CheckWritePermission utility function to use a unique filename for each check. (issue #808)
- \* Terminated plugins are now removed from the SandboxManager quota (issue #774).
- \* Fixed SIGUSR1 triggered text report to stdout to work with updated heka.all-report JSON data structure (issue #762).
- \* MultiDecoder now uses `message.GetType()` instead of `Message.Type` so emitted message type will be generated correctly (issue #761).
- \* LogstreamerInput no longer causes Heka to fail to start on empty or whitespace-only journal files (issue #755).
- \* The cbufd\_host\_aggregator filter now properly reclaims expired hosts.
- \* Pull in a new lua\_sandbox to fix JSON encoding of empty strings in the sandbox plugin output() call.
- \* Escape regexp meta characters (notably ``\``) to prevent a panic in the LogstreamerInput on Windows

0.5.1 (2014-03-18)

=====

### Bug Handling

-----

- \* Skip \*.bak, \*.tmp, \*~, and .files in a config dir as a non-breaking band-aid until we require an explicit naming convention in 0.6 (see issue #750).
- \* heka-logstreamer command now supports config directories in addition to single config files, just like hekad itself (issue #742).
- \* Logstreamer package's NewLogstreamSet function no longer lowercases the match part names when constructing match translation maps since the PopulateMatchParts method doesn't actually expect the names to be lowercased.
- \* Added support for use of "missing" value in Logstreamer translation maps to allow users to place missing values at the end of the list instead of the beginning (issue #735).

0.5.0 (2014-03-06)

=====

### Backwards Incompatibilities

-----



- \* ProcessInput no longer supports a separate 'name' config setting, it uses the specified plugin name from the TOML section header like all of the other plugins.
- \* Removed Stdout\_chan and Stderr\_chan from ManagedCmd and CommandChain, client code now has direct access to Stdout\_r and Stderr\_r io.Reader providers.
- \* The PluginHelper interface DecoderRunner prototype has changed (issue #717) to allow for the base name e.g. "ProtobufDecoder" and a full instance name e.g. "MyInput-ProtobufDecoder" of the decoder to be specified. This allows multiple decoders of the same type to show up on the DashboardOutput and sandbox decoder state preservation to work properly. Also the DecoderRunner UUID interface method was removed.
- \* FileOutput 'flushinterval' config setting changed to 'flush\_interval' to match config naming conventions.
- \* SandboxDecoder, SandboxFilter, and SandboxManagerFilter now all use '\${SHARE\_DIR}/lua\_modules' as the default 'module\_directory' setting. SandboxDecoder and SandboxFilter both now interpret relative paths to lua source code to be relative to \${SHARE\_DIR} instead of \${BASE\_DIR}.
- \* DashboardOutput 'static\_directory' setting now defaults to '\${SHARE\_DIR}/dasher' instead of '\${BASE\_DIR}/dashboard\_static'.
- \* The sandbox preservation data is now stored in the {base\_dir}/sandbox\_preservation directory instead of with the plugin source. On the initial restart no preserved data will be restored unless it is manually moved to this directory first. (issue #626)
- \* The Heka utilities (flood, sbmgr, sbmgrload, inject) have been namespaced with a 'heka-' prefix for their respective binaries. I.e. Flood has been renamed heka-flood., etc.
- \* MultiDecoder now gets its name from the TOML section name like the rest of the plugins, instead of a separate 'name' config option.
- \* Major reorganization of the 'pipeline' package, moving the implementation of most plugins to sub-packages of a separate 'plugins' package.
- \* Removed the wrapper 'table' element from the JSON serialization (issue #525) i.e., {"table":{"value":1}} is now simply {"value":1}. The change also removes the special '\_name' metadata attribute; the top level \_name element should be created in the Lua structure if it is required.
- \* In the process of removing the core sandbox code from Heka (issue #464), the sandbox was streamlined to only load the base library by default. All sandbox plugins must now explicitly load additional libraries with the require function.
- \* Removed DecoderSet method from PluginHelper interface (and DecoderSet abstraction entirely) and replaced it with Decoder and DecoderRunner methods that return a Decoder or a DecoderRunner by name.
- \* Changed Decoder interface to support one input pack generating multiple output packs.

Bug Handling

- ```
-----
```
- \* Network parsers now return all records available in the parse buffer (issue #732).
  - \* TcpInput now stops a given connection's decoder when the connection is closed, preventing memory pooling (issue #713).
  - \* StatsdInput now doesn't fail with multiple stats in a single UDP packet.
  - \* Set default StatAccumInput stat namespace prefix values even when `legacy\_namespaces` is set to false (issue #630).
  - \* Fixed cpuprof file from being closed right after opening so no data was being logged.
  - \* Fixed LogfileInput so it will only override the default delimiter for a RegexpParser if a delimiter is specified in the config.
  - \* PluginWrapper will now check for the WantsName interface when creating a plugin, and will set the plugin's name if appropriate.
  - \* SandboxDecoder now explicitly logs a fatal error before triggering shutdown to ensure error message is actually emitted.
  - \* Message severity now defaults to the highest RFC 5424 value (i.e. 7) implies low severity, rather than zero, which implies `emergency`, (issue #518).
  - \* 'flood' command now outputs every send error (even 'connection refused'), and always increments 'messages sent' count even when there is a sending error (so setting 'num\_messages' still works even if hekad stops responding, etc.).
  - \* stat\_accum\_input will not fail when flushing a timer where the percentile is equal to the min value.

### Features

- ```
-----
```
- \* Added ProcessDirectoryInput.
  - \* InputRunners now support being specified as 'transient', meaning their lifespan should be managed by the code that creates the InputRunner and not Heka's pipeline code.
  - \* HttpInput: now supports configuring the HTTP method, HTTP headers and HTTP Basic Authentication
  - \* TLS Listeners can specify a 'client\_cafile' which limits the CAs that a client cert can be chained to. This provides a mechanism for TLS Client AUTH.
  - \* TLS Senders can specify a 'root\_cafile' which limits the CAs that a server cert can be chained to. This provides a mechanism for TLS Server AUTH.
  - \* Added StopDecoderRunner function to PluginHelper API so inputs can manually decommission decoders when they're no longer being used.
  - \* The SandboxManagerFilter can now control the sandbox usage limits (issue #95)

- \* Added support for `send_nsc` to `NagiosOutput` as an alternative to direct http submission; also a way to explicitly specify `service_description` and `host` to match Nagios config
- \* Added configurable network types to `TcpInput` "tcp", "tcp4", "tcp6", "unix" and "unixpacket" (issue #539)
- \* Added configurable network types to `UdpInput` "udp", "udp4", "udp6" (issue #539)
- \* Added `flush_count` config setting to `FileOutput` to complement existing `flush_interval`. Also added `flush_operator` setting which can be "AND" or "OR" to specify how `flush_count` and `flush_interval` should be combined.
- \* Introduced ``share_dir`` global config setting, which specifies where Heka's read only resources should live. Defaults to ``/usr/share/heka``. Also added ``pipeline.PrependedShareDir()`` function for use within plugin initialization code.
- \* Added an rsyslog decoder based on the rsyslog string configuration template (issue #432).
- \* Added an Nginx access log decoder based on the Nginx 'log\_format' configuration directive.
- \* `heka-cat`: A command-line utility for counting, viewing, filtering, and extracting Heka protobuf logs.
- \* `TcpOutput` has been redesigned to handle unavailable endpoints and dropped connections without data loss (issue #355).
- \* `CarbonOutput` now supports submitting messages via UDP, persistent TCP connection.
- \* Added `Logstreamer Input [LogstreamerInput]`: An input that replaces the `Logfile` and `Logfile Directory` Inputs and supports sequential reading of logstreams that span sets of ordered logfiles (issue #372).
- \* `TcpInput`, `TcpOutput`, and `flood client` now all support TLS encrypted TCP connections using Go's `crypto/tls` package.
- \* Added `Http Listen Input [HttpListenInput]`: An input that listens for HTTP requests on the specified address. If a decoder is not specified the input generates a message with the HTML request body as the payload. This input is especially useful for consuming and processing webhooks. (Issue #431)
- \* Added support for local external packages (issue #393)
- \* `Inject`: A command-line utility for injecting arbitrary messages into a Heka pipeline.
- \* Added `Go ScribbleDecoder` for efficient setting of purely static message field values.
- \* Exposed ``write_message`` API function to Lua decoders to allow mutation of existing decoded message (issue #577).

- \* `HttpInput`: Added `urls` (array) option.
- \* `HttpInput`: Failed and successful HTTP GET actions produce messages of Type `"heka.httpinput.data"`, `Logger` = Request URL, and severity appropriate to HTTP status 200 or not. I.e. Connections responding with a status of 200 produce a message with Severity 6, non-200 statuses Severity 1. Failure to connect produces a message with Severity 1 and Type `"heka.httpinput.error"`.
- \* `HttpInput`: `Fields[ResponseTime]` populates with time duration in seconds for HTTP GET of URL, `Fields[Status]` with HTTP Status, `Fields[Protocol]` with HTTP protocol and version, `Fields[StatusCode]` with HTTP Response Status Code for successful HTTP GETs. The Circular Buffer Graph Annotation (Alerts) ([http://hekad.readthedocs.org/en/latest/sandbox/graph\\_annotation.html](http://hekad.readthedocs.org/en/latest/sandbox/graph_annotation.html)) plugin is compatible with the `HttpInput` plugin.
- \* `HttpInput`: Added `success_severity` and `error_severity` options for GET actions.
- \* `HttpInput`: Messages now set `Logger`, `UUID`, and `Timestamp`.
- \* Added `log_errors` option to `PayloadregexDecoder` to allow skipping invalid payloads.
- \* Added `"id"` flag to `elasticsearch` output (issue #386).
- \* Added `SmtplibOutput` (issue #472)
- \* Added `preserve_data` option to `SandboxDecoder` (issue #668).
- \* Added `delete_idle_stats` to `StatAccumInput`.
- \* Added `sum` and `count_ps` metrics to timers in `stat_accum_input`.

0.4.2 (2013-12-02)

=====

### Bug Handling

-----

- \* Changed `Cpack` configuration such that the `'make package'` target no longer creates deb packages, and added a new `'make deb'` target that creates debs with the filename expected by the deb package naming conventions (see <https://github.com/mozilla-services/heka/issues/545>).
- \* Doc clarifications re: required use of `ProtobufDecoder` (see <https://github.com/mozilla-services/heka/issues/550>).
- \* Explicitly exclude system level folders from those that `Cpack` will include as part of the Heka RPM (requires `CMake` >= 2.8.12) (see <https://github.com/mozilla-services/heka/issues/548>).

0.4.1 (2013-11-05)

=====

### Bug Handling

-----

- \* Updated Mozilla Sphinx theme submodule reference and configuration paths to work around bug in `ReadTheDocs` rendering (see

<https://github.com/rtdfd/readthedocs.org/issues/529>).

- \* Changed default DashboardOutput.StaticDirectory value to ``/usr/share/heka/dasher``, to match where the packages put the files.

#### Features

-----

- \* add `require_all_fields` flag to PayloadJsonDecoder (issue #528)

0.4.0 (2013-10-30)

=====

#### Backwards Incompatibilities

-----

- \* DashboardOutput now requires a ``static_directory`` setting to specify where the Heka dashboard source code can be found.
- \* AMQPInput now only supports a single decoder to be specified (issue #414).
- \* UdpInput configuration now requires a `parser_type` and decoder to be specified (issue #411).
- \* TcpInput configuration now requires a `parser_type` and decoder to be specified (issue #165).
- \* Removed the LogfileInput decoders array configuration in favor of a single decoder (issue #308).
- \* SandboxManagerFilter now auto-generates a default working directory based on the plugin name, in the `${BASE_DIR}/sbxmgrs` folder.
- \* LogfileInput seek journals now support a boolean ``use_seek_journal`` config flag, and only the name of the journal file is now settable via ``seek_journal_name``, replacing the ``seekjournal`` option which specified the full path.
- \* Build is now entirely cmake based and lives directly in the heka repository, replacing the separate primarily gnu make driven separate heka-build repo.
- \* Core Heka plugins now default to writing data to `/var/cache` instead of `/var/run` since `/var/run` is usually deleted on server restart.
- \* StatAccumInput now defaults to emitting stats data in the payload instead of in the message fields.
- \* Renamed LoglineDecoder to PayloadRegexDecoder.

#### Bug Handling

-----

- \* Added check for nil RemoteAddr value since UDP connections won't have one (issue #462).
- \* Statsd messages are now parsed manually (issue #44).

- \* Added mDRunner so MultiDecoder will work with sub-decoders that implement the WantsDecoderRunner interface.
- \* Removed all code that attempted to catch and recover from panics in called plugin code, since a) the recovery often left Heka in an undefined, broken state b) the safety was a lie, any panic in a separate goroutine would not be caught and c) panic traceback actually makes it easier to debug.
- \* WhisperOutput and CarbonOutput no longer require stats to use the `stats` namespace prefix.
- \* LogfileInput now truncates and overwrites the seek journals instead of appending.
- \* `protoc` now an optional dependency for the build, only required if the protobuf definition is actually changed.
- \* MessageTemplate field name interpolation was only supporting alphabetic characters for field names, now supports all "word" characters (i.e. alphanumeric plus underscore).
- \* ElasticsearchOutput now always sends timestamps in expected UTC time zone format.
- \* Fixed a CarbonOutput memory / socket leak.
- \* Fixed panic caused by an invalid config file path.

### Features

-----

- \* Added a sandbox message field iterator (issue #460)
- \* Added ProcessInput. (issue #406)
- \* Replaced DashboardOutput UI with new Backbone.js-based `dasher` interface. (issue #378)
- \* Add delta output to circular buffers. (issue #467)
- \* Added json decoding to the Lua sandbox (issue #463). If you have an old build directory you will have to run make clean to pick up the new patch.
- \* Added a 'config' variable section to the Sandbox decoder/filter plugin. (issue #444)
- \* Added StatsToFieldsDecoder that will convert a message with statsd formatted string in the payload to one that also has the data available as message fields, in the same format that would be generated by a StatAccumInput with `emit\_in\_fields` set to true.
- \* MultiDecoder now supports `cascade\_strategy` config options of `first-wins` and `all`, defaults to `first-wins`.
- \* Added stream parsing to UdpInput. (issue #411)
- \* Added stream parsing to TcpInput. (issue #165)

- \* Added SandboxDecoder. (issue #370)
- \* Support Heka protobuf message data in the LogfileInput plugin. (issue #261)
- \* Added "payload" format option to ElasticSearchOutput to pass message payload through to ES unchanged.
- \* Allow LogfileInput to use configurable delimiters including regexp (issue #263)  
This includes a backwards incompatible change for the journal file, old journals will not be honored and the new journal will overwrite it.
- \* Allow add\_external\_plugin to specify sub-packages. (issue #384)
- \* Added `base\_dir` global (i.e. `[hekad]` section) config option to specify a single location Heka plugins should use to persist data to the file system.
- \* The `hekad` commands `config` flag now supports use of a config directory in addition to a single config file. If a directory path is specified, every file in the directory will be parsed and they will all be merged to a single running configuration.
- \* Added LogfileDirectoryManagerInput (issue #344).
- \* LPEG library added to Lua sandbox (issue #144).
- \* ElasticSearchOutput now supports `logstash\_v0` output format that is modeled after the original Logstash ElasticSearch message schema.
- \* Added PayloadJsonDecoder that can extract information from JSON text in a message payload during decoding.
- \* Make index type\_name option for ElasticSearchOutput definable from Field value (issue #356)

0.3.0 (2013-07-16)

=====

- \* Fixed default (and only supported, for now) sample rate in the stats generated by the StatFilter.
- \* Fixes to the platform specific build constraints around signal handling.
- \* Added HttpInput that can make HTTP requests to a remote server, placing the response body into a message payload.
- \* Filters and outputs now require a specified message\_matcher or they will raise an error applying the configuration.
- \* ticker\_interval now exposed as a global config option for inputs, as well as outputs and filters.
- \* Overhaul of StatAccumInput implementation to fix bugs and allow for better handling of output format options.
- \* LoglineDecoder will now default to the current day, month, and year when parsing text that contains bare timestamps w/ no date information.
- \* Added permission checks to FileOutput and WhisperOutput plugins to fail gracefully when they've been asked to write to a location where they do not

- have write permission.
- \* Fixed folder creation permission bugs and allow configurable folder permission settings in FileOutput and WhisperOutput.
- \* `hekad` now emits help message if started w/ no command line options.
- \* Consistently use underscore\_separated\_words for plugin TOML configuration options.
- \* Use strings instead of integers to specify octal permission values in the config, since TOML doesn't support octal integer values.
- \* LoglineDecoder config now allows specification of a time zone in case the parsed text contains non-UTC timestamps that don't include embedded time zone information.
- \* Removed match capture group support from the router's message matching functionality, since this is better done in the decoder layer where the back-pressure won't slow down all message delivery. This gets rid of the `PipelineCapture` object altogether, so now filter and output plugins deal w/ PipelinePacks directly.
- \* Added ElasticSearch output.
- \* Lua filters can now emit tables, which will be serialized to JSON and put in an injected message payload.
- \* Custom dashboard javascript now generated by Heka instead of hosted remotely.
- \* Improvements to flood, a Heka protocol load test client.
- \* Config loading now fails if a config section specifies an unrecognized configuration option.
- \* StatAccumulator now supports stat metric messages with stats data embedded in message fields as well as message payload.
- \* Added support for plugin code to provide message\_matcher and ticker\_interval default values.
- \* Reimplemented StatMonitor as StatAccumInput, providing a StatAccumulator interface.
- \* SIGUSR1 signals now generate Heka report on stdout instead of sending a message so it can be viewed even when message delivery is hosed.
- \* Added explicit Close() calls to whisperdb files in WhisperOutput.
- \* Redesigned message field metadata to use string specifiers instead of an enum.
- \* Lua filters can now emit multiple named outputs to the Heka dashboard.
- \* LogfileInput now supports just one file per input.
- \* Removed race conditions exposed by Go's race detector.



```

* Improved self monitoring / dashboard output.

* Improved shutdown message flushing.

* Added Nagios output.

* Added support for LogfileInput to resume parsing where it left off.

* Added AMQP input and output plugins.

* Improved control over sandbox filter message injection restrictions.

* Added support for restartable plugins.

* Moved regular expression and capture group parsing out of the filter layer
  (i.e. in the TransformFilter) and into the decoder layer (i.e.
  LoglineDecoder) to prevent back pressure from impacting the entire router.

0.2.0 (2013-06-26)
=====

* Fix stat name regex to capture "." characters in the name.

0.2.0rc2 (2013-05-23)
=====

* Fix Lua sandbox C code to work on 32 bit systems.

* Trivial release documentation ReST formatting fix.

0.2.0rc1 (2013-05-21)
=====

* Use non-https links in docs to prevent bad rendering due to mixed http/https
  content.

* A number of documentation tweaks and updates.

* Static linking of cgo wrapped Lua environment.

* Added LICENSE.txt and CHANGES.txt for better project hygiene.

* Changed default interval for log file reading from 1ms to 500ms so we don't
  churn the machine in default configuration.

* Moved StatPacket channel setup into StatsdInput's Init method (from Run) to
  avoid race conditions.

* Added support for mingw-based Windows build.

* Perform message injection in a goroutine to prevent blocking the router when
  the plugin that is doing the injection has a full in channel.

* Added required pack recycling to TcpOutput.

0.2.0b1 (2013-04-30)
=====

```

\* Initial public release

## 2.18 Glossary

**hekad** Daemon that routes messages from inputs to their outputs applying filters as configured.

**Message** A message is the atomic unit of data that Hekad deals with. It is a data structure related to a single event happening in the outside world, such as a log file entry, a counter increment, an application exception, a notification message, etc. It is specified as a *Message* struct in the *heka/message* packages [message.go](#) file.

**Message matcher** A configuration option for filter and output plugins that specifies which messages that plugin accepts for processing. The Heka router will evaluate the message matchers against every message to and will deliver the message when the match is positive.

**Pipeline** Messages being processed by Hekad are passed through a specific set of plugins. A set of plugins to be applied to a message is often called (somewhat informally) a Heka pipeline.

**PipelinePack** In addition to the core message data, Hekad needs to track some related state and configuration information for each message. To this end there is a *PipelinePack* struct defined in the *heka/pipeline* package's [pipeline\\_runner.go](#) file. *PipelinePack* objects are what get passed in to the various Hekad plugins as messages flow through the pipelines.

**Plugin** Hekad plugins are functional units that perform specific actions on or with messages. There are six types of plugins: inputs, splitters, decoders, filters, encoders, and outputs.

**PluginChanSize** A Heka configuration setting which specifies the size of the input channel buffer for the various Heka plugins. Defaults to 50.

**PluginHelper** An interface that provides access to certain Heka internals that may be required by plugins in the course of their activity. Defined in [config.go](#).

**PluginRunner** A plugin-specific helper object that manages the lifespan of a given plugin and handles most details of interaction with the greater Heka environment. Comes in five variants, each tailored to a specific plugin type: *InputRunner*, *SplitterRunner*, *DecoderRunner*, *FilterRunner*, and *OutputRunner*.

**PoolSize** A Heka configuration setting which specifies the number of *PipelinePack* structs that will be created. This value specifies the maximum number of incoming messages that Heka can be processing at any one time.

**Router** Component in the Heka pipeline that accepts messages and delivers them to the appropriate filter and output plugins, as specified by the plugins' message matcher values.

## 2.19 Circular Buffer Graph Annotation (Alerts)

This plugin detects anomalies in the data. When an anomaly is detected an alert is generated and the graph is visually annotated at the time of the alert. See [dygraphs Annotations](#) for the available annotation properties.

```
-- This Source Code Form is subject to the terms of the Mozilla Public
-- License, v. 2.0. If a copy of the MPL was not distributed with this
-- file, You can obtain one at http://mozilla.org/MPL/2.0/.

--[[
Collects the circular buffer delta output from multiple instances of an upstream
sandbox filter (the filters should all be the same version at least with respect
to their cbuf output). The purpose is to recreate the view at a larger scope in
each level of the aggregation i.e., host view -> datacenter view -> service
level view.
```

Config:

- `enable_delta` (bool, optional, default false)  
Specifies whether or not this aggregator should generate cbuf deltas.
- `anomaly_config`(string) - (see :ref:`sandbox\_anomaly\_module`)  
A list of anomaly detection specifications. If not specified no anomaly detection/alerting will be performed.
- `preservation_version` (uint, optional, default 0)  
If `'preserve_data = true'` is set in the `SandboxFilter` configuration, then this value should be incremented every time the `'enable_delta'` configuration is changed to prevent the plugin from failing to start during data restoration.

*\*Example Heka Configuration\**

*.. code-block:: ini*

```
[TelemetryServerMetricsAggregator]
type = "SandboxFilter"
message_matcher = "Logger == 'TelemetryServerMetrics' && Fields[payload_type] == 'cbufd'"
ticker_interval = 60
filename = "lua_filters/cbufd_aggregator.lua"
preserve_data = true

[TelemetryServerMetricsAggregator.config]
enable_delta = false
anomaly_config = 'roc("Request Statistics", 1, 15, 0, 1.5, true, false)'
preservation_version = 0
--]]

_PRESERVATION_VERSION = read_config("preservation_version") or 0

local alert      = require "alert"
local annotation= require "annotation"
local anomaly    = require "anomaly"
local cbufd      = require "cbufd"
require "circular_buffer"

local enable_delta = read_config("enable_delta") or false
local anomaly_config = anomaly.parse_config(read_config("anomaly_config"))

cbufs = {}

local function init_cbuf(payload_name, data)
    local ok, h = pcall(cjson.decode, data.header)
    if not ok then
        return nil
    end

    local cb = circular_buffer.new(h.rows, h.columns, h.seconds_per_row, enable_delta)
    for i,v in ipairs(h.column_info) do
        cb:set_header(i, v.name, v.unit, v.aggregation)
    end
    annotation.set_prune(payload_name, h.rows * h.seconds_per_row * 1e9)

    cbufs[payload_name] = cb
    return cb
end
```

```
end

function process_message ()
    local payload = read_message("Payload")
    local payload_name = read_message("Fields[payload_name]") or ""
    local data = cbufd.grammar:match(payload)
    if not data then
        return -1
    end

    local cb = cbufs[payload_name]
    if not cb then
        cb = init_cbuf(payload_name, data)
        if not cb then
            return -1
        end
    end

    for i,v in ipairs(data) do
        for col, value in ipairs(v) do
            if value == value then -- NaN test, only aggregate numbers
                local n, u, agg = cb:get_header(col)
                if agg == "sum" then
                    cb:add(v.time, col, value)
                elseif agg == "min" or agg == "max" then
                    cb:set(v.time, col, value)
                end
            end
        end
    end
    return 0
end

function timer_event(ns)
    for k,v in pairs(cbufs) do
        if anomaly_config then
            if not alert.throttled(ns) then
                local msg, annos = anomaly.detect(ns, k, v, anomaly_config)
                if msg then
                    alert.queue(ns, msg)
                    annotation.concat(k, annos)
                end
            end
            inject_payload("cbuf", k, annotation.prune(k, ns), v)
        else
            inject_payload("cbuf", k, v)
        end

        if enable_delta then
            inject_payload("cbufd", k, v:format("cbufd"))
        end
    end
    alert.send_queue(ns)
end
```

## 2.20 JSON Payload Transform

Alters a date/time string in the JSON payload to be RFC3339 compliant. In this example the JSON is parsed, transformed and re-injected into the payload.

```
-- This Source Code Form is subject to the terms of the Mozilla Public
-- License, v. 2.0. If a copy of the MPL was not distributed with this
-- file, You can obtain one at http://mozilla.org/MPL/2.0/.

require "string"
require "cjson"

-- sample input {"name":"android_app_created","created_at":"2013-11-15 22:37:34.709739275"}

local date_pattern = '^(%d+-%d+-%d+) (%d+:%d+:%d+%.%d+)'
function process_message ()
    local ok, json = pcall(cjson.decode, read_message("Payload"))
    if not ok then
        return -1
    end
    local d, t = string.match(json.created_at, date_pattern)
    if d then
        json.created_at = string.format("%sT%sZ", d, t)
        inject_payload("json", "transformed timestamp", cjson.encode(json))
    end
    return 0
end

-- sample output
--2013/11/15 15:25:56 <
--     Timestamp: 2013-11-15 15:25:56.826184879 -0800 PST
--     Type: logfile
--     Hostname: trink-x230
--     Pid: 0
--     UUID: ef5de908-822a-4fe1-a564-ad3b5a9631c6
--     Logger: test.log
--     Payload: {"name":"android_app_created","created_at":"2013-11-15T22:37:34.709739275Z"}
--
--     EnvVersion: 0.8
--     Severity: 0
--     Fields: [name:"payload_type" value_type:STRING representation:"file-extension" value_string:
```

Alters a date/time string in the JSON payload to be RFC3339 compliant. In this example a search and replace is performed on the JSON text and re-injected into the payload.

```
-- This Source Code Form is subject to the terms of the Mozilla Public
-- License, v. 2.0. If a copy of the MPL was not distributed with this
-- file, You can obtain one at http://mozilla.org/MPL/2.0/.

require "cjson"
require "string"
-- sample input {"name":"android_app_created","created_at":"2013-11-15 22:37:34.709739275"}

local date_pattern = '("created_at:")"(%d+-%d+-%d+) (%d+:%d+:%d+%.%d+)"'

function process_message ()
    local pl = read_message("Payload")
    local json, cnt = string.gsub(pl, date_pattern, '%1"%2T%3Z"', 1)
```

```
    if cnt == 0 then
        return -1
    end

    inject_payload("json", "transformed timestamp S&R", cJSON.encode(json))
    return 0
end

-- sample output
--2013/11/18 09:20:41 <
--    Timestamp: 2013-11-18 09:20:41.252096692 -0800 PST
--    Type: logfile
--    Hostname: trink-x230
--    Pid: 0
--    UUID: e8298865-fbc2-422c-873e-1210ce8efd9f
--    Logger: test.log
--    Payload: {"name":"android_app_created","created_at":"2013-11-15T22:37:34.709739275Z"}
--
--    EnvVersion: 0.8
--    Severity: 0
--    Fields: [name:"payload_type" value_type:STRING representation:"file-extension" value_string:
```

## 2.21 Common Sandbox Parameters

These are the configuration options that are universally available to all Sandbox plugins. The are consumed by Heka when it initializes the plugin.

- **script\_type (string):** The language the sandbox is written in. Currently the only valid option is 'lua' which is the default.
- **filename (string):** The path to the sandbox code; if specified as a relative path it will be appended to Heka's global share\_dir.
- **preserve\_data (bool):** True if the sandbox global data should be preserved/restored on plugin shutdown/startup. When true this works in conjunction with a global Lua `_PRESERVATION_VERSION` variable which is examined during restoration; if the previous version does not match the current version the restoration will be aborted and the sandbox will start cleanly. `_PRESERVATION_VERSION` should be incremented any time an incompatible change is made to the global data schema. If no version is set the check will always succeed and a version of zero is assumed.
- **memory\_limit (uint):** The number of bytes the sandbox is allowed to consume before being terminated (default 8MiB).
- **instruction\_limit (uint):** The number of instructions the sandbox is allowed to execute during the process\_message/timer\_event functions before being terminated (default 1M).
- **output\_limit (uint):** The number of bytes the sandbox output buffer can hold before being terminated (default 63KiB). Warning: messages exceeding 64KiB will generate an error and be discarded by the standard output plugins (File, TCP, UDP) since they exceed the maximum message size.
- **module\_directory (string):** The directory where 'require' will attempt to load the external Lua modules from. Defaults to `${SHARE_DIR}/lua_modules`.
- **config (object):** A map of configuration variables available to the sandbox via read\_config. The map consists of a string key with: string, bool, int64, or float64 values.

## 2.22 Logstreamer

New in version 0.5.

The Logstreamer plugin scans, sorts, and reads logstreams in a sequential user-defined order, differentiating multiple logstreams found in a search based on a user-defined differentiator.

A “logstream” is a single, linear data stream that is spread across one or more sequential log files. For instance, an Apache or nginx server typically generates two logstreams for each domain: an access log and an error log. Each stream might be written to a single log file that is periodically truncated (ick!) or rotated (better), with some number of historical versions being kept (e.g. `access-example.com.log`, `access-example.com.log.0`, `access-example.com.log.1`, etc.). Or, better yet, the server might periodically create new timestamped files so that the ‘tip’ of the logstream jumps from file to file (e.g. `access-example.com-2014.01.28.log`, `access-example.com-2014.01.27.log`, `access-example.com-2014.01.26.log`, etc.). The job of Heka’s Logstreamer plugin is to understand the file naming and ordering conventions for a single type of logstream (e.g. “all of the nginx server’s domain access logs”), and to use that to watch the specified directories and load the right files in the right order. The plugin will also track its location in the stream so it can resume from where it left off after a restart, even in cases where the file may have rotated during the downtime.

To make it easier to parse multiple logstreams, the Logstreamer plugin can be specified a single time with a single decoder for all the logstreams that should be parsed with it.

### 2.22.1 Standard Configurations

Given the flexibility of the Logstreamer, configuration can be more complex for the more advanced use-cases. We’ll start with the simplest use-case and work towards the most complex.

#### Single Rotating Logfile

This is the basic use-case where a single logfile should be read that the system may rotate/truncate at some time (hopefully not using truncation though that condition is handled). Log rotation inherently has a risk that some loglines written may be missed if the program reading the log happens to die at exactly the wrong time that the rotation is occurring.

An example of a single rotating logfile would be the case where you want to watch `/var/log/system.log` for all new entries. Here’s what the configuration for such a case looks like:

```
[syslog]
type = "LogstreamerInput"
log_directory = "/var/log"
file_match = 'system\log'
```

**Note:** The `file_match` config value above is delimited with single quotes instead of double quotes (i.e. `'system\log'` vs. `"system\log"`) because single quotes indicate raw strings that do not require backslashes to be escaped. If you use double quotes around your regular expressions you’ll need to escape backslashes by doubling them up, e.g. `"system\\log"`.

We start with the highest directory to start scanning for files under, in this case `/var/log`. Then the files under that directory (recursively searching in sub-directories) are matched against the `file_match`.

The `log_directory` should be the most specific directory of files to match to prevent excessive file scanning to locate the `file_match`’s.

## Multiple Single Rotating Logfiles

This use-case is similar to the single rotating logfile above except there are multiple separate files with the same policy.

An example of multiple single rotating logfiles would be a system that logs the access for each domain name to a separate access log. In this case to differentiate them, we will need to indicate what part of the `file_match` indicates its a separate logfile (using the domain name as the differentiator).

```
[accesslogs]
type = "LogstreamerInput"
log_directory = "/var/log/nginx"
file_match = '(?P<DomainName>[^/]+)-access\.log'
differentiator = ["nginx.", "DomainName", ".access"]
```

Note that we included two strings in the differentiator that don't correspond to a part in the `file_match` regular expression. These two parts will be included as is to create the logger name attached to each message. So a file:

```
/var/log/nginx/hekathings.com-access.log
```

Will have all its messages in heka with the logger name set to `nginx.hekathings.com.access`.

## Single Sequential (Rotating) Logfile

What happens if you have a log structure like this?

```
/var/log/nginx/access.log
/var/log/nginx/access.log.1
/var/log/nginx/access.log.2
/var/log/nginx/access.log.3
```

Or perhaps like this?

```
/var/log/nginx/2014/08/1.access.log
/var/log/nginx/2014/08/2.access.log
/var/log/nginx/2014/08/3.access.log
/var/log/nginx/2014/08/4.access.log
```

Or a combination of them?

```
/var/log/nginx/2014/08/access.log
/var/log/nginx/2014/08/access.log.1
/var/log/nginx/2014/08/access.log.2
/var/log/nginx/2014/08/access.log.3
```

(Hopefully your setup isn't worse than any of these... but even if it is then Logstreamer can handle it.)

Handling a single access log that is sequential and rotated (the first example) can be tricky. The second case where rotation doesn't occur and new logfiles are written every day with new months/years result in new directories was previously quite difficult to handle. Both of these cases can be handled by the LogstreamerInput.

The other (fun) problem with the second case is that if you use a raw string listing of the directory then `11.access.log` will come before `2.access.log` which is not good if you expect the logs to be in order.

Let's look at the config for the first case, note that the numbers incrementing in this case represent the files getting older (the higher the number, the older the log data):

```
[accesslogs]
type = "LogstreamerInput"
log_directory = "/var/log/nginx"
```



```
file_match = 'access\.log\.(?P<Seq>\d*) '
priority = ["^Seq"]
```

When handling sequential logfiles in a logstream, we need to indicate a list of matched parts in the `file_match` that will be used to sort the files matching in order from oldest -> newest. By default, the numbers are sorted in ascending order (which properly reflects oldest first if the number represents the year, month, or day). To indicate that we should sort in descending order we use the `^` in front of the matched part to sort on (Seq).

Here's what a configuration for the second case:

```
[accesslogs]
type = "LogstreamerInput"
log_directory = "/var/log/nginx"
file_match = '(?P<Year>\d+) / (?P<Month>\d+) / (?P<Day>\d+) \.access\.log'
priority = ["Year", "Month", "Day"]
```

First we match the portions to be sorted on, and then we specify the priority of matched portions to sort with. In this case the lower numbers represent older data so none of them need to be prefixed with `^`.

Finally, the last configuration is a mix of the prior two:

```
[accesslogs]
type = "LogstreamerInput"
log_directory = "/var/log/nginx"
file_match = '(?P<Year>\d+) / (?P<Month>\d+) / access\.log\.(?P<Seq>\d*) '
priority = ["Year", "Month", "^Seq"]
```

## Multiple Sequential (Rotating) Logfiles

Same as before, except now we need to differentiate the sequential streams. We're only introducing a single parameter here that we've seen before to handle the differentiation. Lets take the last case from above and consider it a multiple sequential source.

Example directory layout:

```
/var/log/nginx/frank.com/2014/08/access.log
/var/log/nginx/frank.com/2014/08/access.log.1
/var/log/nginx/frank.com/2014/08/access.log.2
/var/log/nginx/frank.com/2014/08/access.log.3
/var/log/nginx/george.com/2014/08/access.log
/var/log/nginx/george.com/2014/08/access.log.1
/var/log/nginx/george.com/2014/08/access.log.2
/var/log/nginx/george.com/2014/08/access.log.3
/var/log/nginx/sally.com/2014/08/access.log
/var/log/nginx/sally.com/2014/08/access.log.1
/var/log/nginx/sally.com/2014/08/access.log.2
/var/log/nginx/sally.com/2014/08/access.log.3
```

In this case we have multiple sequential logfiles for each domain name that are incrementing in date along with rotation when a logfile gets too large (causing rotation of the file within the directory).

Configuration for this case:

```
[accesslogs]
type = "LogstreamerInput"
log_directory = "/var/log/nginx"
file_match = '(?P<DomainName>[^/]+) / (?P<Year>\d+) / (?P<Month>\d+) / access\.log\.(?P<Seq>\d*) '
priority = ["Year", "Month", "^Seq"]
differentiator = ["nginx-", "DomainName", "-access"]
```

As in the case for a non-sequential logfile, we supply a differentiator that will be used to file each sequential set of logfiles into a separate logstream.

**See also:**

*Full set of configuration options*

## 2.22.2 String-based Order Mappings

In the standard configurations above, the assumption has been that any part matched for sorting will be digit(s). This is because the Logstreamer by default will attempt to coerce a matched portion used for sorting into an integer in the event a mapping isn't available. LogstreamerInput comes with several built-in mappings and allows you to define your own so that matched parts can be translated to integers for sorting purposes.

### Built-in Mappings

There are several special regex grouping names you can use that will indicate to the LogstreamerInput that a default mapping should be used:

- **MonthName:** English full month name or 3-letter version to the appropriate integer.
- **DayName:** English full day name or 3-letter version to the appropriate integer.

If the last example above looked like this:

```
/var/log/nginx/frank.com/2014/Sep/access.log
/var/log/nginx/frank.com/2014/Oct/access.log.1
/var/log/nginx/frank.com/2014/Nov/access.log.2
/var/log/nginx/frank.com/2014/Dec/access.log.3
/var/log/nginx/sally.com/2014/Sep/access.log
/var/log/nginx/sally.com/2014/Oct/access.log.1
/var/log/nginx/sally.com/2014/Nov/access.log.2
/var/log/nginx/sally.com/2014/Dec/access.log.3
```

Using the default mappings would provide us a simple configuration:

```
[accesslogs]
type = "LogstreamerInput"
log_directory = "/var/log/nginx"
file_match = '(?P<Domain>[^/]+)/(?P<Year>\d+)/(?P<MonthName>\s+)/access\.log\.(?P<Seq>\d*)'
priority = ["Year", "MonthName", "^Seq"]
differentiator = ["nginx-", "Domain", "-access"]
```

LogstreamerInput will translate the 3-letter month names automatically before sorting (If used in the differentiator, you will still get the original matched string).

### Custom Mappings

What if your logfiles (for reasons we won't speculate about) happened to use Pharsi month names but Spanish day names such that it looked like this?

```
/var/log/nginx/sally.com/2014/Hadukannas/lunes/access.log
/var/log/nginx/sally.com/2014/Turmar/miercoles/access.log
/var/log/nginx/sally.com/2014/Karmabatas/jueves/access.log
/var/log/nginx/sally.com/2014/Karbasiyas/sabado/access.log
```

It would be easier if the logging scheme just used month and day integers but changing existing systems isn't always an option, so let's work with this somewhat odd scheme.

The first chunk of our configuration:

```
[accesslogs]
type = "LogstreamerInput"
log_directory = "/var/log/nginx"
file_match = '(?P<Domain>[^/]+)/(?P<Year>\d+)/(?P<Month>\d+)/(?P<Day>[^/]+)/access\.log'
priority = ["Year", "Month", "Day"]
differentiator = ["nginx-", "Domain", "-access"]
```

Now to supply the important mapping of how to translate Month and Day into sortable integers. We'll add this:

```
[accesslogs.translation.Month]
hadukannas = 1
turmar = 2
karmabatas = 4
karbasiyas = 6

[accesslogs.translation.Day]
lunes = 1
miercoles = 3
jueves = 4
sabado = 6
```

**Note:** The matched values used are all lowercased before comparison, so 'lunes' in the example above would match captured values of 'lunes', 'Lunes', and 'LuNeS' equivalently.

We left off the rest of the month names and day names not used for example purposes. Note that if you prefer the week to begin on a Saturday instead of Monday you can configure it with a custom mapping.

## Mappings with Missing Values

In the examples above, the years and months were embedded in the file path as directory names, but what if the date was embedded into the filenames themselves, with a file naming schema like so?

```
/var/log/nginx/sally.com/access.log
/var/log/nginx/sally.com/access-20140803.log
/var/log/nginx/sally.com/access-20140804.log
/var/log/nginx/sally.com/access-20140805.log
/var/log/nginx/sally.com/access-20140806.log
/var/log/nginx/sally.com/access-20140807.log
/var/log/nginx/sally.com/access-20140808.log
```

Notice how the currently active log file contains no date information at all. As long as you construct your file\_match regex correctly this will be fine, Logstreamer will capture all of the files and won't complain about entries that are missing the match portions. The following config would work to capture all of these files:

```
[accesslogs]
type = "LogstreamerInput"
log_directory = "/var/log/nginx"
file_match = '(?P<Domain>[^/]+)/access-?(?P<Year>\d4)(?P<Month>\d2)(?P<Day>\d2)\.log'
priority = ["Year", "Month", "Day"]
differentiator = ["nginx-", "Domain", "-access"]
```

This works to match all of the files because match groups are implicitly optional and we explicitly made the hyphen separator optional by following it with a question mark (i.e. -?). We still have a problem, however. Heka will

automatically assign a missing match a sort value of -1. Because we're sorting by date values, which sort naturally in ascending order, the -1 value will come before every other value, it will be considered the oldest file in the stream. This is clearly incorrect, since the currently active file is actually the newest file in the stream.

It is possible to fix this by using a custom translation map to explicitly associate a sort index with the 'missing' value, like so:

```
[accesslogs.translation.Year]
missing = 9999
```

---

**Note:** If you create a translation map with only one key, that key *must* be 'missing'. It's possible to use the 'missing' value in a translation map that also contains other keys, but if you have any other key in the map you must include *all* possible match values, or else Heka will raise an error when it finds a match value that can't be converted.

---

### 2.22.3 Verifying Settings

Given the configuration complexity for more advanced use-cases, the Logstreamer includes a command line tool that lets you verify options and shows you what logstreams were found, the name, and the order they'll be parsed in. For convenience the same heka toml config file may be passed in to `heka-logstreamer` and `LogstreamerInput` sections will be located and parsed showing you how they were interpreted.

An example configuration that locates logfiles on an OSX system:

```
[osx-logfiles]
type = "LogstreamerInput"
log_directory = "/var/log"
file_match = '(?P<FileName>[^/]+).log'
differentiator = ["osx-", "FileName", "-logs"]
```

Running this through `heka-logstreamer` shows the following:

```
$ heka-logstreamer -config=test.toml
Found 10 Logstream(s) for section [osx-logfiles].

Logstream name: osx-appstore-logs
Files: 1 (printing oldest to newest)
  /var/log/appstore.log

.... more output ....

Logstream name: osx-bookstore-logs
Files: 1 (printing oldest to newest)
  /var/log/bookstore.log

Logstream name: osx-install-logs
Files: 1 (printing oldest to newest)
  /var/log/install.log
```

It's recommended to always run `heka-logstreamer` first to ensure the configuration behaves as desired.

## 2.23 hekad

### 2.23.1 Description

A hekad configuration file specifies what inputs, splitters, decoders, filters, encoders, and outputs will be loaded. The configuration file is in [TOML](#) format. TOML looks very similar to INI configuration formats, but with slightly more rich data structures and nesting support.

If hekad's config file is specified to be a directory, all contained files with a filename ending in ".toml" will be loaded and merged into a single config. Files that don't end with ".toml" will be ignored. Merging will happen in alphabetical order, settings specified later in the merge sequence will win conflicts.

The config file is broken into sections, with each section representing a single instance of a plugin. The section name specifies the name of the plugin, and the "type" parameter specifies the plugin type; this must match one of the types registered via the `pipeline.RegisterPlugin` function. For example, the following section describes a plugin named "tcp:5565", an instance of Heka's plugin type "TcpInput":

```
[tcp:5565]
type = "TcpInput"
splitter = "HekaFramingSplitter"
decoder = "ProtobufDecoder"
address = ":5565"
```

If you choose a plugin name that also happens to be a plugin type name, then you can omit the "type" parameter from the section and the specified name will be used as the type. Thus, the following section describes a plugin named "TcpInput", also of type "TcpInput":

```
[TcpInput]
address = ":5566"
splitter = "HekaFramingSplitter"
decoder = "ProtobufDecoder"
```

Note that it's fine to have more than one instance of the same plugin type, as long as their configurations don't interfere with each other.

Any values other than "type" in a section, such as "address" in the above examples, will be passed through to the plugin for internal configuration (see [Plugin Configuration](#)).

If a plugin fails to load during startup, hekad will exit at startup. When hekad is running, if a plugin should fail (due to connection loss, inability to write a file, etc.) then hekad will either shut down or restart the plugin if the plugin supports restarting. When a plugin is restarting, hekad will likely stop accepting messages until the plugin resumes operation (this applies only to filters/output plugins).

Plugins specify that they support restarting by implementing the Restarting interface (see [Restarting Plugins](#)). Plugins supporting Restarting can have *their restarting behavior configured*.

An internal diagnostic runner runs every 30 seconds to sweep the packs used for messages so that possible bugs in heka plugins can be reported and pinned down to a likely plugin(s) that failed to properly recycle the pack.

Full documentation on available plugins and settings for each one are in the `hekad.plugin(5)` pages.

### 2.23.2 Example hekad.toml File

```
[hekad]
maxprocs = 4

# Heka dashboard for internal metrics and time series graphs
[Dashboard]
```

```
type = "DashboardOutput"
address = ":4352"
ticker_interval = 15

# Email alerting for anomaly detection
[Alert]
type = "SmtplibOutput"
message_matcher = "Type == 'heka.sandbox-output' && Fields[payload_type] == 'alert'"
send_from = "acme-alert@example.com"
send_to = ["admin@example.com"]
auth = "Plain"
user = "smtp-user"
password = "smtp-pass"
host = "mail.example.com:25"
encoder = "AlertEncoder"

# User friendly formatting of alert messages
[AlertEncoder]
type = "SandboxEncoder"
filename = "lua_encoders/alert.lua"

# Nginx access log reader
[AcmeWebserver]
type = "LogstreamerInput"
log_directory = "/var/log/nginx"
file_match = 'access\\.log'
decoder = "CombinedNginxDecoder"

# Nginx access 'combined' log parser
[CombinedNginxDecoder]
type = "SandboxDecoder"
filename = "lua_decoders/nginx_access.lua"

    [CombinedNginxDecoder.config]
    user_agent_transform = true
    user_agent_conditional = true
    type = "combined"
    log_format = '$remote_addr - $remote_user [$time_local] "$request" $status $body_bytes_sent "$http'

# Collection and visualization of the HTTP status codes
[AcmeHTTPStatus]
type = "SandboxFilter"
filename = "lua_filters/http_status.lua"
ticker_interval = 60
preserve_data = true
message_matcher = "Logger == 'AcmeWebserver'"

    # rate of change anomaly detection on column 1 (HTTP 200)
    [AcmeHTTPStatus.config]
    anomaly_config = 'roc("HTTP Status", 1, 15, 0, 1.5, true, false)'
```

### 2.23.3 Configuring Restarting Behavior

Plugins that support being restarted have a set of options that govern how the restart is handled. If preferred, the plugin can be configured to not restart at which point hekad will exit, or it could be restarted only 100 times, or restart attempts can proceed forever.

Adding the restarting configuration is done by adding a config section to a plugin's configuration called *retries*. A small amount of jitter will be added to the delay between restart attempts.

Config:

- **max\_jitter (string):** The longest jitter duration to add to the delay between restarts. Jitter up to 500ms by default is added to every delay to ensure more even restart attempts over time.
- **max\_delay (string):** The longest delay between attempts to restart the plugin. Defaults to 30s (30 seconds).
- **delay (string):** The starting delay between restart attempts. This value will be the initial starting delay for the exponential back-off, and capped to be no larger than the *max\_delay*. Defaults to 250ms.
- **max\_retries (int):** Maximum amount of times to attempt restarting the plugin before giving up and exiting the plugin. Use 0 for no retry attempt, and -1 to continue trying forever (note that this will cause hekad to halt possibly forever if the plugin cannot be restarted). Defaults to -1.

Example:

```
[AMQPOutput]
url = "amqp://guest:guest@rabbitmq/"
exchange = "testout"
exchange_type = "fanout"
message_matcher = 'Logger == "TestWebserver"'

[AMQPOutput.retries]
max_delay = "30s"
delay = "250ms"
max_retries = 5
```

## 2.23.4 See Also

hekad(1), hekad.plugin(5)

## 2.24 hekad

### 2.24.1 Description

Available hekad plugins compiled with this version of hekad.

## 2.25 Inputs

### 2.25.1 Common Input Parameters

New in version 0.9.

There are some configuration options that are universally available to all Heka input plugins. These will be consumed by Heka itself when Heka initializes the plugin and do not need to be handled by the plugin-specific initialization code.

- **decoder (string, optional):** Decoder to be used by the input. This should refer to the name of a registered decoder plugin configuration. If supplied, messages will be decoded before being passed on to the router when the InputRunner's *Deliver* method is called.

- **synchronous\_decode (bool, optional):** If *synchronous\_decode* is false, then any specified decoder plugin will be run by a DecoderRunner in its own goroutine and messages will be passed in to the decoder over a channel, freeing the input to start processing the next chunk of incoming or available data. If true, then any decoding will happen synchronously and message delivery will not return control to the input until after decoding has completed. Defaults to false.
- **send\_decode\_failures (bool, optional):** If false, then if an attempt to decode a message fails then Heka will log an error message and then drop the message. If true, then in addition to logging an error message, decode failure will cause the original, undecoded message to be tagged with a *decode\_failure* field (set to true) and delivered to the router for possible further processing.
- **splitter (string, optional)** Splitter to be used by the input. This should refer to the name of a registered splitter plugin configuration. It specifies how the input should split the incoming data stream into individual records prior to decoding and/or injection to the router. Typically defaults to “NullSplitter”, although certain inputs override this with a different default value.

## 2.25.2 AMQP Input

Plugin Name: **AMQPInput**

Connects to a remote AMQP broker (RabbitMQ) and retrieves messages from the specified queue. As AMQP is dynamically programmable, the broker topology needs to be specified in the plugin configuration.

Config:

- **url (string):** An AMQP connection string formatted per the [RabbitMQ URI Spec](#).
- **exchange (string):** AMQP exchange name
- **exchange\_type (string):** AMQP exchange type (*fanout*, *direct*, *topic*, or *headers*).
- **exchange\_durability (bool):** Whether the exchange should be configured as a durable exchange. Defaults to non-durable.
- **exchange\_auto\_delete (bool):** Whether the exchange is deleted when all queues have finished and there is no publishing. Defaults to auto-delete.
- **routing\_key (string):** The message routing key used to bind the queue to the exchange. Defaults to empty string.
- **prefetch\_count (int):** How many messages to fetch at once before message acks are sent. See [RabbitMQ performance measurements](#) for help in tuning this number. Defaults to 2.
- **queue (string):** Name of the queue to consume from, an empty string will have the broker generate a name for the queue. Defaults to empty string.
- **queue\_durability (bool):** Whether the queue is durable or not. Defaults to non-durable.
- **queue\_exclusive (bool):** Whether the queue is exclusive (only one consumer allowed) or not. Defaults to non-exclusive.
- **queue\_auto\_delete (bool):** Whether the queue is deleted when the last consumer un-subscribes. Defaults to auto-delete.
- **queue\_ttl (int):** Allows ability to specify TTL in milliseconds on Queue declaration for expiring messages. Defaults to undefined/infinite.
- **retries (RetryOptions, optional):** A sub-section that specifies the settings to be used for restart behavior. See [Configuring Restarting Behavior](#)

New in version 0.6.



- **tls (TlsConfig):** An optional sub-section that specifies the settings to be used for any SSL/TLS encryption. This will only have any impact if *URL* uses the *AMQPS* URI scheme. See [Configuring TLS](#).

New in version 0.9.

- **read\_only (bool):** Whether the AMQP user is read-only. If this is true the exchange, queue and binding must be declared before starting Heka. Defaults to false.

Since many of these parameters have sane defaults, a minimal configuration to consume serialized messages would look like:

```
[AMQPInput]
url = "amqp://guest:guest@rabbitmq/"
exchange = "testout"
exchange_type = "fanout"
```

Or you might use a PayloadRegexDecoder to parse OSX syslog messages with the following:

```
[AMQPInput]
url = "amqp://guest:guest@rabbitmq/"
exchange = "testout"
exchange_type = "fanout"
decoder = "logparser"

[logparser]
type = "MultiDecoder"
subs = ["logline", "leftovers"]

[logline]
type = "PayloadRegexDecoder"
MatchRegex = '\w+ \d+ \d+:\d+:\d+ \S+ (?P<Reporter>[^[]+)[ (?(P<Pid>\d+)] (?(P<Sandbox>[^:]+)? : (?(P

    [logline.MessageFields]
    Type = "amqplogline"
    Hostname = "myhost"
    Reporter = "%Reporter%"
    Remaining = "%Remaining%"
    Logger = "%Logger%"
    Payload = "%Remaining%"

[leftovers]
type = "PayloadRegexDecoder"
MatchRegex = '.*'

    [leftovers.MessageFields]
    Type = "drop"
    Payload = ""
```

### 2.25.3 Docker Log Input

New in version 0.8.

Plugin Name: **DockerLogInput**

The DockerLogInput plugin attaches to all containers running on a host and sends their logs messages into the Heka pipeline. The plugin is based on [Logspout](#) by Jeff Lindsay. Messages will be populated as follows:

- Uuid: Type 4 (random) UUID generated by Heka.
- Timestamp: Time when the log line was received by the plugin.

- Type: *DockerLog*.
- Hostname: Hostname of the machine on which Heka is running.
- Payload: The log line received from a Docker container.
- Logger: *stdout* or *stderr*, depending on source.
- Fields["ContainerID"] (string): The container ID
- Fields["ContainerName"] (string): The container name

---

**Note:** Logspout expects to be dealing exclusively with textual log file data, and always assumes that the file data is newline delimited, i.e. one line in the log file equals one logical unit of data. For this reason, the `DockerLogInput` currently does *not* support the use of alternate splitter plugins. Any splitter setting specified in a `DockerLogInput`'s configuration will be ignored.

---

Config:

- **endpoint (string):** A Docker endpoint. Defaults to "unix:///var/run/docker.sock".
- **decoder (string):** The name of the decoder used to further transform the message into a structured hekad message. No default decoder is specified.

New in version 0.9.

- **cert\_path (string, optional):** Path to directory containing client certificate and keys. This value works in the same way as `DOCKER_CERT_PATH`.

Example:

```
[nginx_log_decoder]
type = "SandboxDecoder"
filename = "lua_decoders/nginx_access.lua"

[nginx_log_decoder.config]
type = "nginx.access"
user_agent_transform = true
log_format = '$remote_addr - $remote_user [$time_local] "$request" $status $body_bytes_sent "$http_referer" $http_user_agent'

[DockerLogInput]
decoder = "nginx_log_decoder"
```

### 2.25.4 File Polling Input

New in version 0.7.

Plugin Name: **FilePollingInput**

`FilePollingInputs` periodically read (unbuffered) the contents of a file specified, and creates a Heka message with the contents of the file as the payload.

Config:

- **file\_path(string):** The absolute path to the file which the input should read.
- **ticker\_interval (unit):** How often, in seconds to input should read the contents of the file.

Example:

```
[MemStats]
type = "FilePollingInput"
ticker_interval = 1
file_path = "/proc/meminfo"
decoder = "MemStatsDecoder"
```

### 2.25.5 HTTP Input

Plugin Name: **HttpInput**

HttpInput plugins intermittently poll remote HTTP URLs for data and populate message objects based on the results of the HTTP interactions. Messages will be populated as follows:

- **Uuid:** Type 4 (random) UUID generated by Heka.
- **Timestamp:** Time HTTP request is completed.
- **Type:** *heka.httpinput.data* or *heka.httpinput.error* depending on whether or not the request completed. (Note that a response returned with an HTTP error code is still considered complete and will generate type *heka.httpinput.data*.)
- **Hostname:** Hostname of the machine on which Heka is running.
- **Payload:** Entire contents of the HTTP response body.
- **Severity:** HTTP response 200 uses *success\_severity* config value, all other results use *error\_severity* config value.
- **Logger:** Fetched URL.
- **Fields["Status"]** (string): HTTP status string value (e.g. "200 OK").
- **Fields["StatusCode"]** (int): HTTP status code integer value.
- **Fields["ResponseSize"]** (int): Value of HTTP Content-Length header.
- **Fields["ResponseTime"]** (float64): Clock time elapsed for HTTP request, in seconds.
- **Fields["Protocol"]** (string): HTTP protocol used for the request (e.g. "HTTP/1.0")

The *Fields* values above will only be populated in the event of a completed HTTP request. Also, it is possible to specify a decoder to further process the results of the HTTP response before injecting the message into the router.

Config:

- **url (string):** A HTTP URL which this plugin will regularly poll for data. This option cannot be used with the *urls* option. No default URL is specified.
- **urls (array):** New in version 0.5.  
An array of HTTP URLs which this plugin will regularly poll for data. This option cannot be used with the *url* option. No default URLs are specified.
- **method (string):** New in version 0.5.  
The HTTP method to use for the request. Defaults to "GET".
- **headers (subsection):** New in version 0.5.  
Subsection defining headers for the request. By default the User-Agent header is set to "Heka"
- **body (string):** New in version 0.5.  
The request body (e.g. for an HTTP POST request). No default body is specified.

- **username (string):** New in version 0.5.

The username for HTTP Basic Authentication. No default username is specified.

- **password (string):** New in version 0.5.

The password for HTTP Basic Authentication. No default password is specified.

- **ticker\_interval (uint):** Time interval (in seconds) between attempts to poll for new data. Defaults to 10.

- **success\_severity (uint):** New in version 0.5.

Severity level of successful HTTP request. Defaults to 6 (information).

- **error\_severity (uint):** New in version 0.5.

Severity level of errors, unreachable connections, and non-200 responses of successful HTTP requests. Defaults to 1 (alert).

Example:

```
[HttpInput]
url = "http://localhost:9876/"
ticker_interval = 5
success_severity = 6
error_severity = 1
decoder = "MyCustomJsonDecoder"
[HttpInput.headers]
user-agent = "MyCustomUserAgent"
```

## 2.25.6 HTTP Listen Input

New in version 0.5.

Plugin Name: **HttpListenInput**

HttpListenInput plugins start a webserver listening on the specified address and port. If no decoder is specified data in the request body will be populated as the message payload. Messages will be populated as follows:

- Uuid: Type 4 (random) UUID generated by Heka.
- Timestamp: Time HTTP request is handled.
- Type: *heka.httpdata.request*
- Hostname: The remote network address of requester.
- Payload: Entire contents of the HTTP response body.
- Severity: 6
- Logger: HttpListenInput
- Fields["UserAgent"] (string): Request User-Agent header (e.g. "GitHub Hookshot dd0772a").
- Fields["ContentType"] (string): Request Content-Type header (e.g. "application/x-www-form-urlencoded").
- **Fields["Protocol"] (string): HTTP protocol used for the request (e.g. "HTTP/1.0")**

New in version 0.6.

All query parameters are added as fields. For example, a request to "127.0.0.1:8325?user=bob" will create a field "user" with the value "bob".

Config:

- **address (string):** An IP address:port on which this plugin will expose a HTTP server. Defaults to “127.0.0.1:8325”.

New in version 0.7.

- **headers (subsection, optional):** It is possible to inject arbitrary HTTP headers into each outgoing response by adding a TOML subsection entitled “headers” to you HttpOutput config section. All entries in the subsection must be a list of string values.

New in version 0.9.

- **request\_headers ([]string):** Add additional request headers as message fields. Defaults to empty list.

Example:

```
[HttpListenInput]
address = "0.0.0.0:8325"
```

## 2.25.7 Kafka Input

Plugin Name: **KafkaInput**

Connects to a Kafka broker and subscribes to messages from the specified topic and partition.

Config:

- **id (string)** Client ID string. Default is the hostname.
- **addrs ([]string)** List of brokers addresses.
- **metadata\_retries (int)** How many times to retry a metadata request when a partition is in the middle of leader election. Default is 3.
- **wait\_for\_election (uint32)** How long to wait for leader election to finish between retries (in milliseconds). Default is 250.
- **background\_refresh\_frequency (uint32)** How frequently the client will refresh the cluster metadata in the background (in milliseconds). Default is 600000 (10 minutes). Set to 0 to disable.
- **max\_open\_requests (int)** How many outstanding requests the broker is allowed to have before blocking attempts to send. Default is 4.
- **dial\_timeout (uint32)** How long to wait for the initial connection to succeed before timing out and returning an error (in milliseconds). Default is 60000 (1 minute).
- **read\_timeout (uint32)** How long to wait for a response before timing out and returning an error (in milliseconds). Default is 60000 (1 minute).
- **write\_timeout (uint32)** How long to wait for a transmit to succeed before timing out and returning an error (in milliseconds). Default is 60000 (1 minute).
- **topic (string)** Kafka topic (must be set).
- **partition (int32)** Kafka topic partition. Default is 0.
- **group (string)** A string that uniquely identifies the group of consumer processes to which this consumer belongs. By setting the same group id multiple processes indicate that they are all part of the same consumer group. Default is the *id*.
- **default\_fetch\_size (int32)** The default (maximum) amount of data to fetch from the broker in each request. The default is 32768 bytes.

- **min\_fetch\_size (int32)** The minimum amount of data to fetch in a request - the broker will wait until at least this many bytes are available. The default is 1, as 0 causes the consumer to spin when no messages are available.
- **max\_message\_size (int32)** The maximum permissible message size - messages larger than this will return MessageTooLarge. The default of 0 is treated as no limit.
- **max\_wait\_time (uint32)** The maximum amount of time the broker will wait for min\_fetch\_size bytes to become available before it returns fewer than that anyways. The default is 250ms, since 0 causes the consumer to spin when no events are available. 100-500ms is a reasonable range for most cases.
- **offset\_method (string)** The method used to determine at which offset to begin consuming messages. The valid values are:
  - *Manual* Heka will track the offset and resume from where it last left off (default).
  - *Newest* Heka will start reading from the most recent available offset.
  - *Oldest* Heka will start reading from the oldest available offset.
- **event\_buffer\_size (int)** The number of events to buffer in the Events channel. Having this non-zero permits the consumer to continue fetching messages in the background while client code consumes events, greatly improving throughput. The default is 16.

Example 1: Read Fxa messages from partition 0.

```
[FxaKafkaInputTest]
type = "KafkaInput"
topic = "Fxa"
addrs = ["localhost:9092"]
```

Example 2: Send messages between two Heka instances via a Kafka broker.

```
# On the producing instance
[KafkaOutputExample]
type = "KafkaOutput"
message_matcher = "TRUE"
topic = "heka"
addrs = ["kafka-broker:9092"]
encoder = "ProtobufEncoder"
```

```
# On the consuming instance
[KafkaInputExample]
type = "KafkaInput"
topic = "heka"
addrs = ["kafka-broker:9092"]
splitter = "KafkaSplitter"
decoder = "ProtobufDecoder"

[KafkaSplitter]
type = "NullSplitter"
use_message_bytes = true
```

## 2.25.8 Logstreamer Input

New in version 0.5.

Plugin Name:: **LogstreamerInput**

Tails a single log file, a sequential single log source, or multiple log sources of either a single logstream or multiple logstreams.

**See also:***Complete documentation with examples***Config:**

- **hostname (string):** The hostname to use for the messages, by default this will be the machine's qualified host-name. This can be set explicitly to ensure it's the correct name in the event the machine has multiple interfaces/hostnames.
- **oldest\_duration (string):** A time duration string (e.x. "2s", "2m", "2h"). Logfiles with a last modified time older than `oldest_duration` ago will not be included for parsing.
- **journal\_directory (string):** The directory to store the journal files in for tracking the location that has been read to thus far. By default this is stored under heka's base directory.
- **log\_directory (string):** The root directory to scan files from. This scan is recursive so it should be suitably restricted to the most specific directory this selection of logfiles will be matched under. The `log_directory` path will be prepended to the `file_match`.
- **rescan\_interval (int):** During logfile rotation, or if the logfile is not originally present on the system, this interval is how often the existence of the logfile will be checked for. The default of 5 seconds is usually fine. This interval is in milliseconds.
- **file\_match (string):** Regular expression used to match files located under the `log_directory`. This regular expression has `$` added to the end automatically if not already present, and `log_directory` as the prefix. WARNING: `file_match` should typically be delimited with single quotes, indicating use of a raw string, rather than double quotes, which require all backslashes to be escaped. For example, `'access\log'` will work as expected, but `"access\log"` will not, you would need `"access\\log"` to achieve the same result.
- **priority (list of strings):** When using sequential logstreams, the priority is how to sort the logfiles in order from oldest to newest.
- **differentiator (list of strings):** When using multiple logstreams, the differentiator is a set of strings that will be used in the naming of the logger, and portions that match a captured group from the `file_match` will have their matched value substituted in.
- **translation (hash map of hash maps of ints):** A set of translation mappings for matched groupings to the ints to use for sorting purposes.
- **splitter (string, optional):** Defaults to "TokenSplitter", which will split the log stream into one Heka message per line.

## 2.25.9 Process Input

Plugin Name: **ProcessInput**

Executes one or more external programs on an interval, creating messages from the output. Supports a chain of commands, where stdout from each process will be piped into the stdin for the next process in the chain. In the event the program returns a non-zero exit code, ProcessInput will log that an error occurred.

**Config:**

- **command (map[uint]cmd\_config):** The command is a structure that contains the full path to the binary, command line arguments, optional environment variables and an optional working directory (see below). ProcessInput expects the commands to be indexed by integers starting with 0, where 0 is the first process in the chain.
- **ticker\_interval (uint):** The number of seconds to wait between each run of *command*. Defaults to 15. A `ticker_interval` of 0 indicates that the command is run only once, and should only be used for long running

processes that do not exit. If `ticker_interval` is set to 0 and the process exits, then the `ProcessInput` will exit, invoking the restart behavior (see *Configuring Restarting Behavior*). Ignored when used in conjunction with *Process Directory Input*, where `ticker_interval` value is instead parsed from the directory path.

- **immediate\_start (bool):** If true, heka starts process immediately instead of waiting for first interval defined by `ticker_interval` to pass. Defaults to false.
- **stdout (bool):** If true, for each run of the process chain a message will be generated with the last command in the chain's stdout as the payload. Defaults to true.
- **stderr (bool):** If true, for each run of the process chain a message will be generated with the last command in the chain's stderr as the payload. Defaults to false.
- **timeout (uint):** Timeout in seconds before any one of the commands in the chain is terminated.
- **retries (RetryOptions, optional):** A sub-section that specifies the settings to be used for restart behavior. See *Configuring Restarting Behavior*

`cmd_config` structure:

- **bin (string):** The full path to the binary that will be executed.
- **args ([]string):** Command line arguments to pass into the executable.
- **env ([]string):** Used to set environment variables before *command* is run. Default is nil, which uses the heka process's environment.
- **directory (string):** Used to set the working directory of *Bin* Default is "", which uses the heka process's working directory.

Example:

```
[on_space]
type = "TokenSplitter"
delimiter = " "

[DemoProcessInput]
type = "ProcessInput"
ticker_interval = 2
splitter = "on_space"
stdout = true
stderr = false

    [DemoProcessInput.command.0]
    bin = "/bin/cat"
    args = ["../testsupport/process_input_pipes_test.txt"]

    [DemoProcessInput.command.1]
    bin = "/usr/bin/grep"
    args = ["ignore"]
```

### 2.25.10 Process Directory Input

Plugin Name: **ProcessDirectoryInput**

New in version 0.5.

The `ProcessDirectoryInput` periodically scans a filesystem directory looking for `ProcessInput` configuration files. The `ProcessDirectoryInput` will maintain a pool of running `ProcessInputs` based on the contents of this directory, refreshing the set of running inputs as needed with every rescan. This allows Heka administrators to manage a set of data collection processes for a running hekad server without restarting the server.



Each `ProcessDirectoryInput` has a `process_dir` configuration setting, which is the root folder of the tree where scheduled jobs are defined. It should contain exactly one nested level of subfolders, named with ASCII numeric characters indicating the interval, in seconds, between each process run. These numeric folders must contain TOML files which specify the details regarding which processes to run.

For example, a `process_dir` might look like this:

```
-/usr/share/heka/processes/
|-5
  |- check_myserver_running.toml
|-61
  |- cat_proc_mounts.toml
  |- get_running_processes.toml
|-302
  |- some_custom_query.toml
```

This indicates one process to be run every five seconds, two processes to be run every 61 seconds, and one process to be run every 302 seconds.

Note that `ProcessDirectory` will ignore any files that are not nested one level deep, are not in a folder named for an integer 0 or greater, and do not end with `.toml`. Each file which meets these criteria, such as those shown in the example above, should contain the TOML configuration for exactly one *Process Input*, matching that of a standalone `ProcessInput` with the following restrictions:

- The section name *must* be `ProcessInput`. Any TOML sections named anything other than `ProcessInput` will be ignored.
- Any specified `ticker_interval` value will be *ignored*. The ticker interval value to use will be parsed from the directory path.

If the specified process fails to run or the `ProcessInput` config fails for any other reason, `ProcessDirectoryInput` will log an error message and continue.

Config:

- **ticker\_interval (int, optional):** Amount of time, in seconds, between scans of the `process_dir`. Defaults to 300 (i.e. 5 minutes).
- **process\_dir (string, optional):** This is the root folder of the tree where the scheduled jobs are defined. Absolute paths will be honored, relative paths will be computed relative to Heka's globally specified `share_dir`. Defaults to "processes" (i.e. "\$share\_dir/processes").
- **retries (RetryOptions, optional):** A sub-section that specifies the settings to be used for restart behavior. See *Configuring Restarting Behavior*

Example:

```
[ProcessDirectoryInput]
process_dir = "/etc/hekad/processes.d"
ticker_interval = 120
```

### 2.25.11 Sandbox Input

New in version 0.9.

Plugin Name: **SandboxInput**

The `SandboxInput` provides a flexible execution environment for data ingestion and transformation without the need to recompile Heka. Like all other sandboxes it needs to implement a `process_message` function. However, it doesn't have to return until shutdown. If you would like to implement a polling interface `process_message` can return zero

when complete and it will be called again the next time `TickerInterval` fires (if `ticker_interval` was set to zero it would simply exit after running once). See [Sandbox](#). Config:

- All of the common input configuration parameters are ignored since the data processing (splitting and decoding) should happen in the plugin.
- *Common Sandbox Parameters*
  - `instruction_limit` is always set to zero for `SandboxInputs`

Example

```
[MemInfo]
type = "SandboxInput"
filename = "meminfo.lua"

[MemInfo.config]
path = "/proc/meminfo"
```

## 2.25.12 Stat Accumulator Input

Plugin Name: **StatAccumInput**

Provides an implementation of the *StatAccumulator* interface which other plugins can use to submit *Stat* objects for aggregation and roll-up. Accumulates these stats and then periodically emits a “stat metric” type message containing aggregated information about the stats received since the last generated message.

Config:

- **emit\_in\_payload (bool)**: Specifies whether or not the aggregated stat information should be emitted in the payload of the generated messages, in the format accepted by the [carbon](#) portion of the [graphite](#) graphing software. Defaults to true.
- **emit\_in\_fields (bool)**: Specifies whether or not the aggregated stat information should be emitted in the message fields of the generated messages. Defaults to false. *NOTE*: At least one of ‘emit\_in\_payload’ or ‘emit\_in\_fields’ *must* be true or it will be considered a configuration error and the input won’t start.
- **percent\_threshold (int)**: Percent threshold to use for computing “upper\_N%” type stat values. Defaults to 90.
- **ticker\_interval (uint)**: Time interval (in seconds) between generated output messages. Defaults to 10.
- **message\_type (string)**: String value to use for the *Type* value of the emitted stat messages. Defaults to “heka.statmetric”.
- **legacy\_namespaces (bool)**: If set to true, then use the older format for namespacing counter stats, with rates recorded under *stats.<counter\_name>* and absolute count recorded under *stats\_counts.<counter\_name>*. See [statsd metric namespacing](#). Defaults to false.
- **global\_prefix (string)**: Global prefix to use for sending stats to graphite. Defaults to “stats”.
- **counter\_prefix (string)**: Secondary prefix to use for namespacing counter metrics. Has no impact unless *legacy\_namespaces* is set to false. Defaults to “counters”.
- **timer\_prefix (string)**: Secondary prefix to use for namespacing timer metrics. Defaults to “timers”.
- **gauge\_prefix (string)**: Secondary prefix to use for namespacing gauge metrics. Defaults to “gauges”.
- **statsd\_prefix (string)**: Prefix to use for the statsd *numStats* metric. Defaults to “statsd”.
- **delete\_idle\_stats (bool)**: Don’t emit values for inactive stats instead of sending 0 or in the case of gauges, sending the previous value. Defaults to false.

Example:

```
[StatAccumInput]
emit_in_fields = true
delete_idle_stats = true
ticker_interval = 5
```

### 2.25.13 Statsd Input

Plugin Name: **StatsdInput**

Listens for [statsd protocol](#) *counter*, *timer*, or *gauge* messages on a UDP port, and generates *Stat* objects that are handed to a *StatAccumulator* for aggregation and processing.

Config:

- **address (string):** An IP address:port on which this plugin will expose a statsd server. Defaults to “127.0.0.1:8125”.
- **stat\_accum\_name (string):** Name of a StatAccumInput instance that this StatsdInput will use as its StatAccumulator for submitting received stat values. Defaults to “StatAccumInput”.
- **max\_msg\_size (uint):** Size of a buffer used for message read from statsd. In some cases, when statsd sends a lots in single message of stats it’s required to boost this value. All over-length data will be truncated without raising an error. Defaults to 512.

Example:

```
[StatsdInput]
address = ":8125"
stat_accum_name = "custom_stat_accumulator"
```

### 2.25.14 TCP Input

Plugin Name: **TcpInput**

Listens on a specific TCP address and port for messages. If the message is signed it is verified against the signer name and specified key version. If the signature is not valid the message is discarded otherwise the signer name is added to the pipeline pack and can be use to accept messages using the `message_signer` configuration option.

Config:

- **address (string):** An IP address:port on which this plugin will listen.

New in version 0.4.

- **decoder (string):** Defaults to “ProtobufDecoder”.

New in version 0.5.

- **use\_tls (bool):** Specifies whether or not SSL/TLS encryption should be used for the TCP connections. Defaults to false.
- **tls (TlsConfig):** A sub-section that specifies the settings to be used for any SSL/TLS encryption. This will only have any impact if `use_tls` is set to true. See [Configuring TLS](#).
- **net (string, optional, default: “tcp”)** Network value must be one of: “tcp”, “tcp4”, “tcp6”, “unix” or “unix-packet”.

New in version 0.6.

- **keep\_alive (bool):** Specifies whether or not [TCP keepalive](#) should be used for established TCP connections. Defaults to false.

- **keep\_alive\_period (int):** Time duration in seconds that a TCP connection will be maintained before keepalive probes start being sent. Defaults to 7200 (i.e. 2 hours).

New in version 0.9.

- **splitter (string):** Defaults to “HekaFramingSplitter”.

Example:

```
[TcpInput]
address = ":5565"
```

### 2.25.15 UDP Input

Plugin Name: **UdpInput**

Listens on a specific UDP address and port for messages. If the message is signed it is verified against the signer name and specified key version. If the signature is not valid the message is discarded otherwise the signer name is added to the pipeline pack and can be used to accept messages using the `message_signer` configuration option.

---

**Note:** The UDP payload is not restricted to a single message; since the stream parser is being used multiple messages can be sent in a single payload.

---

Config:

- **address (string):** An IP address:port or Unix datagram socket file path on which this plugin will listen.
- **signer:** Optional TOML subsection. Section name consists of a signer name, underscore, and numeric version of the key.
  - **hmac\_key (string):** The hash key used to sign the message.

New in version 0.5.

- **net (string, optional, default: “udp”)** Network value must be one of: “udp”, “udp4”, “udp6”, or “unixgram”.

Example:

```
[UdpInput]
address = "127.0.0.1:4880"
splitter = "HekaFramingSplitter"
decoder = "ProtobufDecoder"

[UdpInput.signer.ops_0]
hmac_key = "4865ey9urgkidls xtb0[71f9rzcivthkm"
[UdpInput.signer.ops_1]
hmac_key = "xdd9081fcgikauexdi8elogusridaxoalf"

[UdpInput.signer.dev_1]
hmac_key = "haeoufyaiofeugdsnzaogpi.ua,dp.804u"
```

New in version 0.9.

## 2.26 Splitters

:

### 2.26.1 Common Splitter Parameters

There are some configuration options that are universally available to all Heka splitter plugins. These will be consumed by Heka itself when Heka initializes the plugin and do not need to be handled by the plugin-specific initialization code.

- **keep\_truncated (bool, optional):** If true, then any records that exceed the capacity of the input buffer will still be delivered in their truncated form. If false, then these records will be dropped. Defaults to false.
- **use\_message\_bytes (bool, optional):** Most decoders expect to find the raw, undecoded input data stored as the payload of the received Heka Message struct. Some decoders, however, such as the ProtobufDecoder, expect to receive a blob of bytes representing an entire Message struct, not just the payload. In this case, the data is expected to be found on the MsgBytes attribute of the Message's PipelinePack. If *use\_message\_bytes* is true, then the data will be written as a byte slice to the MsgBytes attribute, otherwise it will be written as a string to the Message payload. Defaults to false in most cases, but defaults to true for the HekaFramingSplitter, which is almost always used with the ProtobufDecoder.
- **min\_buffer\_size (uint, optional):** The initial size, in bytes, of the internal buffer that the SplitterRunner will use for buffering data streams. Must not be greater than the globally configured *max\_message\_size*. Defaults to 8KiB, although certain splitters may specify a different default.
- **deliver\_incomplete\_final (bool, optional):** When a splitter is used to split a stream, that stream can end part way through a record. It's sometimes appropriate to drop that data, but in other cases the incomplete data can still be useful. If 'deliver\_incomplete\_final' is set to true, then when the SplitterRunner's SplitStream method is used a delivery attempt will be made with any partial record data that may come through immediately before an EOF. Defaults to false.

### 2.26.2 Heka Framing Splitter

Plugin Name: **HekaFramingSplitter**

A HekaFramingSplitter is used to split streams of data that use Heka's built-in *Stream Framing*, with a protocol buffers encoded message header supporting HMAC key authentication.

A default configuration of the HekaFramingSplitter is automatically registered as an available splitter plugin as "HekaFramingSplitter", so it is only necessary to add an additional TOML section if you want to use an instance of the splitter with settings other than the default.

Config:

- **signer:** Optional TOML subsection. Section name consists of a signer name, underscore, and numeric version of the key.
  - **hmac\_key (string):** The hash key used to sign the message.
- **use\_message\_bytes (bool, optional):** The HekaFramingSplitter is almost always used in concert with an instance of ProtobufDecoder, which expects the protocol buffer message data to be available in the PipelinePack's MsgBytes attribute, so *use\_message\_bytes* defaults to true.
- **skip\_authentication (bool, optional):** Usually if a HekaFramingSplitter identifies an incorrectly signed message, that message will be silently dropped. In some cases, however, such as when loading a stream of protobuf encoded Heka messages from a file system file, it may be desirable to skip authentication altogether. Setting this to true will do so. Defaults to false.

Example:

```
[acl_splitter]
type = "HekaFramingSplitter"

[acl_splitter.signer.ops_0]
hmac_key = "4865ey9urgkidls xtb0[7lf9rzcivthkm"
```

```
[acl_splitter.signer.ops_1]
hmac_key = "xdd9081fcgikauxdi8elogusridaxoalf"

[acl_splitter.signer.dev_1]
hmac_key = "haeoufyaiofeugdsnzaogpi.ua,dp.804u"

[tcp_control]
type = "TcpInput"
address = ":5566"
splitter = "acl_splitter"
```

### 2.26.3 Null Splitter

Plugin Name: **NullSplitter**

The NullSplitter is used in cases where the incoming data is already naturally divided into logical messages, such that Heka doesn't need to do any further splitting. For instance, when used in conjunction with a UdpInput, the contents of each UDP packet will be made into a separate message.

Note that this means generally the NullSplitter should not be used with a stream oriented input transport, such as with TcpInput or LogstreamerInput. If this is done then the splitting will be arbitrary, each message will contain whatever happens to be the contents of a particular read operation.

The NullSplitter has no configuration options, and is automatically registered as an available splitter plugin of the name "NullSplitter", so it doesn't require a separate TOML configuration section.

### 2.26.4 Regex Splitter

Plugin Name: **RegexSplitter**

A RegexSplitter considers any text that matches a specified regular expression to represent a boundary on which records should be split. The regular expression may consist of exactly one capture group. If a capture group is specified, then the captured text will be included in the returned record. If not, then the returned record will not include the text that caused the regular expression match.

Config:

- **delimiter (string)** Regular expression to be used as the record boundary. May contain zero or one specified capture groups.
- **delimiter\_eol (bool, optional):** Specifies whether the contents of a delimiter capture group should be appended to the end of a record (true) or prepended to the beginning (false). Defaults to true. If the delimiter expression does not specify a capture group, this will have no effect.

Example:

```
[mysql_slow_query_splitter]
type = "RegexSplitter"
delimiter = '\n(# User@Host:)'
delimiter_eol = false
```

### 2.26.5 Token Splitter

Plugin Name: **TokenSplitter**

A TokenSplitter is used to split an incoming data stream on every occurrence (or every Nth occurrence) of a single, one byte token character. The token will be included as the final character in the returned record.

A default configuration of the TokenSplitter (i.e. splitting on every newline) is automatically registered as an available splitter plugin as “TokenSplitter”, so additional TOML sections don’t need to be added unless you want to use different settings.

Config:

- **delimiter (string, optional):** String representation of the byte token to be used as message delimiter. Defaults to “\n”.
- **count (uint, optional):** Number of instances of the delimiter that should be encountered before returning a record. Defaults to 1. Setting to 0 has no effect, 0 and 1 will be treated identically. Often used in conjunction with the *deliver\_incomplete\_final* option set to true, to ensure trailing partial records are still delivered.

Example:

```
[split_on_space]
type = "TokenSplitter"
delimiter = " "

[split_every_50th_newline_keep_partial]
type = "TokenSplitter"
count = 50
deliver_incomplete_final = true
```

## 2.27 Decoders

### 2.27.1 Apache Access Log Decoder

New in version 0.6.

Plugin Name: **SandboxDecoder**

File Name: **lua\_decoders/apache\_access.lua**

Parses the Apache access logs based on the Apache ‘LogFormat’ configuration directive. The Apache format specifiers are mapped onto the Nginx variable names where applicable e.g. %a -> remote\_addr. This allows generic web filters and outputs to work with any HTTP server input.

Config:

- **log\_format (string)** The ‘LogFormat’ configuration directive from the apache2.conf. %t variables are converted to the number of nanosecond since the Unix epoch and used to set the Timestamp on the message. [http://httpd.apache.org/docs/2.4/mod/mod\\_log\\_config.html](http://httpd.apache.org/docs/2.4/mod/mod_log_config.html)
- **type (string, optional, default nil):** Sets the message ‘Type’ header to the specified value
- **user\_agent\_transform (bool, optional, default false)** Transform the http\_user\_agent into user\_agent\_browser, user\_agent\_version, user\_agent\_os.
- **user\_agent\_keep (bool, optional, default false)** Always preserve the http\_user\_agent value if transform is enabled.

- **user\_agent\_conditional** (bool, optional, default false) Only preserve the http\_user\_agent value if transform is enabled and fails.
- **payload\_keep** (bool, optional, default false) Always preserve the original log line in the message payload.

*Example Heka Configuration*

```
[TestWebserver]
type = "LogstreamerInput"
log_directory = "/var/log/apache"
file_match = 'access\.log'
decoder = "CombinedLogDecoder"

[CombinedLogDecoder]
type = "SandboxDecoder"
filename = "lua_decoders/apache_access.lua"

[CombinedLogDecoder.config]
type = "combined"
user_agent_transform = true
# combined log format
log_format = '%h %l %u %t \"%r\" %>s %O \"%{Referer}i\" \"%{User-Agent}i\"'

# common log format
# log_format = '%h %l %u %t \"%r\" %>s %O'

# vhost_combined log format
# log_format = '%v:%p %h %l %u %t \"%r\" %>s %O \"%{Referer}i\" \"%{User-Agent}i\"'

# referer log format
# log_format = '%{Referer}i -> %U'
```

*Example Heka Message*

**Timestamp** 2014-01-10 07:04:56 -0800 PST

**Type** combined

**Hostname** test.example.com

**Pid** 0

**UUID** 8e414f01-9d7f-4a48-a5e1-ae92e5954df5

**Logger** TestWebserver

**Payload**

**EnvVersion**

**Severity** 7

**Fields**

```
name:"remote_user" value_string:"-“
name:"http_x_forwarded_for" value_string:"-“
name:"http_referer" value_string:"-“
name:"body_bytes_sent" value_type:DOUBLE representation:"B" value_double:82
name:"remote_addr" value_string:"62.195.113.219" representation:"ipv4"
name:"status" value_type:DOUBLE value_double:200
name:"request" value_string:"GET /v1/recovery_email/status HTTP/1.1"
name:"user_agent_os" value_string:"FirefoxOS"
```



```
name:"user_agent_browser" value_string:"Firefox"
name:"user_agent_version" value_type:DOUBLE value_double:29
```

## 2.27.2 Graylog Extended Log Format Decoder

New in version 0.8.

Plugin Name: **SandboxDecoder**

File Name: **lua\_decoders/graylog\_extended.lua**

Parses a payload containing JSON in the Graylog2 Extended Format specification.  
<http://graylog2.org/resources/gelf/specification>

Config:

- **type (string, optional, default nil):** Sets the message 'Type' header to the specified value
- **payload\_keep (bool, optional, default false)** Always preserve the original log line in the message payload.

*Example of Graylog2 Extended Format Log*

```
{
  "version": "1.1",
  "host": "rogueethic.com",
  "short_message": "This is a short message to identify what is going on.",
  "full_message": "An entire backtrace\ncould\ngo\nhere",
  "timestamp": 1385053862.3072,
  "level": 1,
  "_user_id": 9001,
  "_some_info": "foo",
  "_some_env_var": "bar"
}
```

*Example Heka Configuration*

```
[GELFLogInput]
type = "LogstreamerInput"
log_directory = "/var/log"
file_match = 'application\.gelf'
decoder = "GraylogDecoder"

[GraylogDecoder]
type = "SandboxDecoder"
filename = "lua_decoders/graylog_decoder.lua"

  [GraylogDecoder.config]
    type = "gelf"
    payload_keep = true
```

## 2.27.3 Geo IP Decoder

New in version 0.6.

Plugin Name: **GeoIpDecoder**

Decoder plugin that generates GeoIP data based on the IP address of a specified field. It uses the [GeoIP Go project](#) as a wrapper around MaxMind's [geoip-api-c library](#), and thus assumes you have the library downloaded and installed. Currently, only the GeoLiteCity database is supported, which you must also download and install yourself into a location to be referenced by the `db_file` config option. By default the database file is opened using "GEOIP\_MEMORY\_CACHE" mode. This setting is hard-coded into the wrapper's `geoip.go` file. You will need to manually override that code if you want to specify one of the other modes listed [here](#).

---

**Note:** Due to external dependencies, this plugin is not compiled in to the released Heka binaries. It will automatically be included in a [source build](#) if `GeoIP.h` is available in the include path during build time. The generated binary will then only work on machines with the appropriate GeoIP shared library (e.g. *libGeoIP.so.1*) installed.

---

**Note:** If you are using this with the ES output you will likely need to specify the `raw_bytes_field` option for the `target_field` specified. This is required to preserve the formatting of the JSON object.

---

Config:

- **db\_file:** The location of the GeoLiteCity.dat database. Defaults to "/var/cache/hekad/GeoLiteCity.dat"
- **source\_ip\_field:** The name of the field containing the IP address you want to derive the location for.
- **target\_field:** The name of the new field created by the decoder. The decoder will output a JSON object with the following elements:
  - latitude: string,
  - longitude: string,
  - **location:** [ float64, float64 ],
    - \* GeoJSON format intended for use as a [geo\\_point](#) for ES output. Useful when using Kibana's [Bettermap panel](#)
  - coordinates: [ string, string ],
  - countrycode: string,
  - countrycode3: string,
  - region: string,
  - city: string,
  - postalcode: string,
  - areacode: int,
  - charset: int,
  - continentalcode: string

```
[apache_geoip_decoder]
type = "GeoIpDecoder"
db_file="/etc/geoip/GeoLiteCity.dat"
source_ip_field="remote_host"
target_field="geoip"
```

### 2.27.4 MultiDecoder

Plugin Name: **MultiDecoder**

This decoder plugin allows you to specify an ordered list of delegate decoders. The MultiDecoder will pass the PipelinePack to be decoded to each of the delegate decoders in turn until decode succeeds. In the case of failure to decode, MultiDecoder will return an error and recycle the message.

Config:

- **subs ([string]):** An ordered list of subdecoders to which the MultiDecoder will delegate. Each item in the list should specify another decoder configuration section by section name. Must contain at least one entry.
- **log\_sub\_errors (bool):** If true, the DecoderRunner will log the errors returned whenever a delegate decoder fails to decode a message. Defaults to false.
- **cascade\_strategy (string):** Specifies behavior the MultiDecoder should exhibit with regard to cascading through the listed decoders. Supports only two valid values: “first-wins” and “all”. With “first-wins”, each decoder will be tried in turn until there is a successful decoding, after which decoding will be stopped. With “all”, all listed decoders will be applied whether or not they succeed. In each case, decoding will only be considered to have failed if *none* of the sub-decoders succeed.

Here is a slightly contrived example where we have protocol buffer encoded messages coming in over a TCP connection, with each message containin a single nginx log line. Our MultiDecoder will run each message through two decoders, the first to deserialize the protocol buffer and the second to parse the log text:

```
[TcpInput]
address = ":5565"
parser_type = "message.proto"
decoder = "shipped-nginx-decoder"

[shipped-nginx-decoder]
type = "MultiDecoder"
subs = ['ProtobufDecoder', 'nginx-access-decoder']
cascade_strategy = "all"
log_sub_errors = true

[ProtobufDecoder]

[nginx-access-decoder]
type = "SandboxDecoder"
filename = "lua_decoders/nginx_access.lua"

    [nginx-access-decoder.config]
    type = "combined"
    user_agent_transform = true
    log_format = '$remote_addr - $remote_user [$time_local] "$request" $status $body_bytes_sent "$http'
```

## 2.27.5 Linux Disk Stats Decoder

New in version 0.7.

Plugin Name: **SandboxDecoder**

File Name: **lua\_decoders/linux\_diskstats.lua**

Parses a payload containing the contents of a `/sys/block/$DISK/stat` file (where `$DISK` is a disk identifier such as `sda`) into a Heka message struct. This also tries to obtain the TickerInterval of the input it recieved the data from, by extracting it from a message field named `TickerInterval`.

Config:

- **payload\_keep** (bool, optional, default false) Always preserve the original log line in the message payload.

#### *Example Heka Configuration*

```
[DiskStats]
type = "FilePollingInput"
ticker_interval = 1
file_path = "/sys/block/sda1/stat"
decoder = "DiskStatsDecoder"

[DiskStatsDecoder]
type = "SandboxDecoder"
filename = "lua_decoders/linux_diskstats.lua"
```

#### *Example Heka Message*

**Timestamp** 2014-01-10 07:04:56 -0800 PST

**Type** stats.diskstats

**Hostname** test.example.com

**Pid** 0

**UUID** 8e414f01-9d7f-4a48-a5e1-ae92e5954df5

**Payload**

**EnvVersion**

**Severity** 7

**Fields**

```
name:"ReadsCompleted" value_type:DOUBLE value_double:"20123"
name:"ReadsMerged" value_type:DOUBLE value_double:"11267"
name:"SectorsRead" value_type:DOUBLE value_double:"1.094968e+06"
name:"TimeReading" value_type:DOUBLE value_double:"45148"
name:"WritesCompleted" value_type:DOUBLE value_double:"1278"
name:"WritesMerged" value_type:DOUBLE value_double:"1278"
name:"SectorsWritten" value_type:DOUBLE value_double:"206504"
name:"TimeWriting" value_type:DOUBLE value_double:"3348"
name:"TimeDoingIO" value_type:DOUBLE value_double:"4876"
name:"WeightedTimeDoingIO" value_type:DOUBLE value_double:"48356"
name:"NumIOInProgress" value_type:DOUBLE value_double:"3"
name:"TickerInterval" value_type:DOUBLE value_double:"2"
name:"FilePath" value_string:"/sys/block/sda/stat"
```

## 2.27.6 Linux Load Average Decoder

New in version 0.7.

Plugin Name: **SandboxDecoder**

File Name: **lua\_decoders/linux\_loadavg.lua**

Parses a payload containing the contents of a */proc/loadavg* file into a Heka message.

Config:

- **payload\_keep** (bool, optional, default false) Always preserve the original log line in the message payload.

*Example Heka Configuration*

```
[LoadAvg]
type = "FilePollingInput"
ticker_interval = 1
file_path = "/proc/loadavg"
decoder = "LoadAvgDecoder"

[LoadAvgDecoder]
type = "SandboxDecoder"
filename = "lua_decoders/linux_loadavg.lua"
```

*Example Heka Message*

**Timestamp** 2014-01-10 07:04:56 -0800 PST

**Type** stats.loadavg

**Hostname** test.example.com

**Pid** 0

**UUID** 8e414f01-9d7f-4a48-a5e1-ae92e5954df5

**Payload**

**EnvVersion**

**Severity** 7

**Fields**

```
name:"1MinAvg" value_type:DOUBLE value_double:"3.05"
name:"5MinAvg" value_type:DOUBLE value_double:"1.21"
name:"15MinAvg" value_type:DOUBLE value_double:"0.44"
name:"NumProcesses" value_type:DOUBLE value_double:"11"
name:"FilePath" value_string:"/proc/loadavg"
```

## 2.27.7 Linux Memory Stats Decoder

New in version 0.7.

Plugin Name: **SandboxDecoder** File Name: **lua\_decoders/linux\_memstats.lua**

Parses a payload containing the contents of a */proc/meminfo* file into a Heka message.

Config:

- **payload\_keep** (bool, optional, default false) Always preserve the original log line in the message payload.

*Example Heka Configuration*

```
[MemStats]
type = "FilePollingInput"
ticker_interval = 1
file_path = "/proc/meminfo"
decoder = "MemStatsDecoder"

[MemStatsDecoder]
```

```
type = "SandboxDecoder"
filename = "lua_decoders/linux_memstats.lua"
```

### Example Heka Message

**Timestamp** 2014-01-10 07:04:56 -0800 PST

**Type** stats.memstats

**Hostname** test.example.com

**Pid** 0

**UUID** 8e414f01-9d7f-4a48-a5e1-ae92e5954df5

**Payload**

**EnvVersion**

**Severity** 7

**Fields**

```
name:"MemTotal" value_type:DOUBLE representation:"kB" value_double:"4047616"
name:"MemFree" value_type:DOUBLE representation:"kB" value_double:"3432216"
name:"Buffers" value_type:DOUBLE representation:"kB" value_double:"82028"
name:"Cached" value_type:DOUBLE representation:"kB" value_double:"368636"
name:"FilePath" value_string:"/proc/meminfo"
```

The total available fields can be found in *man procs*. All fields are of type double, and the representation is in kB (except for the HugePages fields). Here is a full list of fields available:

MemTotal, MemFree, Buffers, Cached, SwapCached, Active, Inactive, Active(anon), Inactive(anon), Active(file), Inactive(file), Unevictable, Mlocked, SwapTotal, SwapFree, Dirty, Writeback, AnonPages, Mapped, Shmem, Slab, SReclaimable, SUnreclaim, KernelStack, PageTables, NFS\_Unstable, Bounce, WritebackTmp, CommitLimit, Committed\_AS, VmallocTotal, VmallocUsed, VmallocChunk, HardwareCorrupted, AnonHugePages, HugePages\_Total, HugePages\_Free, HugePages\_Rsvd, HugePages\_Surp, Hugepagesize, DirectMap4k, DirectMap2M, DirectMap1G.

Note that your available fields may have a slight variance depending on the system's kernel version.

## 2.27.8 MySQL Slow Query Log Decoder

New in version 0.6.

Plugin Name: **SandboxDecoder**

File Name: **lua\_decoders/mysql\_slow\_query.lua**

Parses and transforms the MySQL slow query logs. Use `mariadb_slow_query.lua` to parse the MariaDB variant of the MySQL slow query logs.

Config:

- **truncate\_sql (int, optional, default nil)** Truncates the SQL payload to the specified number of bytes (not UTF-8 aware) and appends "...". If the value is nil no truncation is performed. A negative value will truncate the specified number of bytes from the end.

### Example Heka Configuration

```
[Sync-1_5-SlowQuery]
type = "LogstreamerInput"
log_directory = "/var/log/mysql"
file_match = 'mysql-slow\log'
parser_type = "regex"
delimiter = "\n(# User@Host:)"
delimiter_location = "start"
decoder = "MySQLSlowQueryDecoder"

[MySQLSlowQueryDecoder]
type = "SandboxDecoder"
filename = "lua_decoders/mysql_slow_query.lua"

[MySQLSlowQueryDecoder.config]
truncate_sql = 64
```

*Example Heka Message***Timestamp** 2014-05-07 15:51:28 -0700 PDT**Type** mysql.slow-query**Hostname** 127.0.0.1**Pid** 0**UUID** 5324dd93-47df-485b-a88e-429f0fcd57d6**Logger** Sync-1\_5-SlowQuery**Payload** /\* [queryName=FOUND\_ITEMS] \*/ SELECT bso.userid, bso.collection, ...**EnvVersion****Severity** 7**Fields**

name:"Rows\_examined" value\_type:DOUBLE value\_double:16458

name:"Query\_time" value\_type:DOUBLE representation:"s" value\_double:7.24966

name:"Rows\_sent" value\_type:DOUBLE value\_double:5001

name:"Lock\_time" value\_type:DOUBLE representation:"s" value\_double:0.047038

## 2.27.9 Nginx Access Log Decoder

New in version 0.5.

Plugin Name: **SandboxDecoder**File Name: **lua\_decoders/nginx\_access.lua**

Parses the Nginx access logs based on the Nginx 'log\_format' configuration directive.

Config:

- **log\_format (string)** The 'log\_format' configuration directive from the nginx.conf. \$time\_local or \$time\_iso8601 variable is converted to the number of nanosecond since the Unix epoch and used to set the Timestamp on the message. [http://nginx.org/en/docs/http/nginx\\_http\\_log\\_module.html](http://nginx.org/en/docs/http/nginx_http_log_module.html)

- **type (string, optional, default nil):** Sets the message ‘Type’ header to the specified value
- **user\_agent\_transform (bool, optional, default false)** Transform the http\_user\_agent into user\_agent\_browser, user\_agent\_version, user\_agent\_os.
- **user\_agent\_keep (bool, optional, default false)** Always preserve the http\_user\_agent value if transform is enabled.
- **user\_agent\_conditional (bool, optional, default false)** Only preserve the http\_user\_agent value if transform is enabled and fails.
- **payload\_keep (bool, optional, default false)** Always preserve the original log line in the message payload.

#### *Example Heka Configuration*

```
[TestWebserver]
type = "LogstreamerInput"
log_directory = "/var/log/nginx"
file_match = 'access\.log'
decoder = "CombinedLogDecoder"

[CombinedLogDecoder]
type = "SandboxDecoder"
filename = "lua_decoders/nginx_access.lua"

[CombinedLogDecoder.config]
type = "combined"
user_agent_transform = true
# combined log format
log_format = '$remote_addr - $remote_user [$time_local] "$request" $status $body_bytes_sent "$http_re'
```

#### *Example Heka Message*

**Timestamp** 2014-01-10 07:04:56 -0800 PST

**Type** combined

**Hostname** test.example.com

**Pid** 0

**UUID** 8e414f01-9d7f-4a48-a5e1-ae92e5954df5

**Logger** TestWebserver

**Payload**

**EnvVersion**

**Severity** 7

**Fields**

```
name:"remote_user" value_string:"-“
name:"http_x_forwarded_for" value_string:"-“
name:"http_referer" value_string:"-“
name:"body_bytes_sent" value_type:DOUBLE representation:"B" value_double:82
name:"remote_addr" value_string:"62.195.113.219" representation:"ipv4"
name:"status" value_type:DOUBLE value_double:200
name:"request" value_string:"GET /v1/recovery_email/status HTTP/1.1"
name:"user_agent_os" value_string:"FirefoxOS"
name:"user_agent_browser" value_string:"Firefox"
```



```
name:"user_agent_version" value_type:DOUBLE value_double:29
```

### 2.27.10 Nginx Error Log Decoder

New in version 0.6.

Plugin Name: **SandboxDecoder**

File Name: **lua\_decoders/nginx\_error.lua**

Parses the Nginx error logs based on the Nginx hard coded internal format.

Config:

- **tz (string, optional, defaults to UTC)** The conversion actually happens on the Go side since there isn't good TZ support here.

*Example Heka Configuration*

```
[TestWebserverError]
type = "LogstreamerInput"
log_directory = "/var/log/nginx"
file_match = 'error\.log'
decoder = "NginxErrorDecoder"

[NginxErrorDecoder]
type = "SandboxDecoder"
filename = "lua_decoders/nginx_error.lua"

[NginxErrorDecoder.config]
tz = "America/Los_Angeles"
```

*Example Heka Message*

**Timestamp** 2014-01-10 07:04:56 -0800 PST

**Type** nginx.error

**Hostname** trink-x230

**Pid** 16842

**UUID** 8e414f01-9d7f-4a48-a5e1-ae92e5954df5

**Logger** TestWebserverError

**Payload** using inherited sockets from "6;"

**EnvVersion**

**Severity** 5

**Fields**

```
name:"tid" value_type:DOUBLE value_double:0
```

```
name:"connection" value_type:DOUBLE value_double:8878
```

## 2.27.11 Payload Regex Decoder

Plugin Name: **PayloadRegexDecoder**

Decoder plugin that accepts messages of a specified form and generates new outgoing messages from extracted data, effectively transforming one message format into another.

**Note:** The [Go regular expression tester](#) is an invaluable tool for constructing and debugging regular expressions to be used for parsing your input data.

Config:

- **match\_regex:** Regular expression that must match for the decoder to process the message.
- **severity\_map:** Subsection defining severity strings and the numerical value they should be translated to. hekad uses numerical severity codes, so a severity of *WARNING* can be translated to 3 by settings in this section. See [Heka Message](#).
- **message\_fields:** Subsection defining message fields to populate and the interpolated values that should be used. Valid interpolated values are any captured in a regex in the `message_matcher`, and any other field that exists in the message. In the event that a captured name overlaps with a message field, the captured name's value will be used. Optional representation metadata can be added at the end of the field name using a pipe delimiter i.e. `ResponseSizeB = "%ResponseSize%"` will create `Fields[ResponseSize]` representing the number of bytes. Adding a representation string to a standard message header name will cause it to be added as a user defined field i.e., `PayloadIjson` will create `Fields[Payload]` with a json representation (see [Field Variables](#)).

Interpolated values should be surrounded with % signs, for example:

```
[my_decoder.message_fields]
Type = "%Type%Decoded"
```

This will result in the new message's Type being set to the old messages Type with *Decoded* appended.

- **timestamp\_layout (string):** A formatting string instructing hekad how to turn a time string into the actual time representation used internally. Example timestamp layouts can be seen in [Go's time documentation](#). In addition to the Go time formatting, special *timestamp\_layout* values of "Epoch", "EpochMilli", "EpochMicro", and "EpochNano" are supported for Unix style timestamps represented in seconds, milliseconds, microseconds, and nanoseconds since the Epoch, respectively.
- **timestamp\_location (string):** Time zone in which the timestamps in the text are presumed to be in. Should be a location name corresponding to a file in the IANA Time Zone database (e.g. "America/Los\_Angeles"), as parsed by Go's `time.LoadLocation()` function (see <http://golang.org/pkg/time/#LoadLocation>). Defaults to "UTC". Not required if valid time zone info is embedded in every parsed timestamp, since those can be parsed as specified in the *timestamp\_layout*. This setting will have no impact if one of the supported "Epoch\*" values is used as the *timestamp\_layout* setting.
- **log\_errors (bool):** New in version 0.5.

If set to false, payloads that can not be matched against the regex will not be logged as errors. Defaults to true.

Example (Parsing Apache Combined Log Format):

```
[apache_transform_decoder]
type = "PayloadRegexDecoder"
match_regex = '^(?P<RemoteIP>\S+) \S+ \S+ \[(?P<Timestamp>[^\]]+)\] "(?P<Method>[A-Z]+) (?P<Url>[^\s]+)'
timestamp_layout = "02/Jan/2006:15:04:05 -0700"

# severities in this case would work only if a (?P<Severity>...) matching
```

```
# group was present in the regex, and the log file contained this information.
[apache_transform_decoder.severity_map]
DEBUG = 7
INFO = 6
WARNING = 4

[apache_transform_decoder.message_fields]
Type = "ApacheLogfile"
Logger = "apache"
Url|uri = "%Url%"
Method = "%Method%"
Status = "%Status%"
RequestSize|B = "%RequestSize%"
Referer = "%Referer%"
Browser = "%Browser%"
```

## 2.27.12 Payload XML Decoder

Plugin Name: **PayloadXmlDecoder**

This decoder plugin accepts XML blobs in the message payload and allows you to map parts of the XML into Field attributes of the pipeline pack message using XPath syntax using the `xmlpath` library.

Config:

- **xpath\_map:** A subsection defining a capture name that maps to an XPath expression. Each expression can fetch a single value, if the expression does not resolve to a valid node in the XML blob, the capture group will be assigned an empty string value.
- **severity\_map:** Subsection defining severity strings and the numerical value they should be translated to. hekad uses numerical severity codes, so a severity of *WARNING* can be translated to 3 by settings in this section. See [Heka Message](#).
- **message\_fields:** Subsection defining message fields to populate and the interpolated values that should be used. Valid interpolated values are any captured in an XPath in the message\_matcher, and any other field that exists in the message. In the event that a captured name overlaps with a message field, the captured name's value will be used. Optional representation metadata can be added at the end of the field name using a pipe delimiter i.e. `ResponseSize|B = "%ResponseSize%"` will create `Fields[ResponseSize]` representing the number of bytes. Adding a representation string to a standard message header name will cause it to be added as a user defined field i.e., `Payload|json` will create `Fields[Payload]` with a json representation (see [Field Variables](#)).

Interpolated values should be surrounded with % signs, for example:

```
[my_decoder.message_fields]
Type = "%Type%Decoded"
```

This will result in the new message's Type being set to the old messages Type with *Decoded* appended.

- **timestamp\_layout (string):** A formatting string instructing hekad how to turn a time string into the actual time representation used internally. Example timestamp layouts can be seen in [Go's time documentation](#). The default layout is ISO8601 - the same as Javascript. In addition to the Go time formatting, special *timestamp\_layout* values of "Epoch", "EpochMilli", "EpochMicro", and "EpochNano" are supported for Unix style timestamps represented in seconds, milliseconds, microseconds, and nanoseconds since the Epoch, respectively.
- **timestamp\_location (string):** Time zone in which the timestamps in the text are presumed to be in. Should be a location name corresponding to a file in the IANA Time Zone database (e.g. "America/Los\_Angeles"),

as parsed by Go's `time.LoadLocation()` function (see <http://golang.org/pkg/time/#LoadLocation>). Defaults to "UTC". Not required if valid time zone info is embedded in every parsed timestamp, since those can be parsed as specified in the `timestamp_layout`. This setting will have no impact if one of the supported "Epoch\*" values is used as the `timestamp_layout` setting.

Example:

```
[myxml_decoder]
type = "PayloadXmlDecoder"

[myxml_decoder.xpath_map]
Count = "/some/path/count"
Name = "/some/path/name"
Pid = "//pid"
Timestamp = "//timestamp"
Severity = "//severity"

[myxml_decoder.severity_map]
DEBUG = 7
INFO = 6
WARNING = 4

[myxml_decoder.message_fields]
Pid = "%Pid%"
StatCount = "%Count%"
StatName = "%Name%"
Timestamp = "%Timestamp%"
```

PayloadXmlDecoder's `xpath_map` config subsection supports XPath as implemented by the `xmlpath` library.

- All axes are supported ("child", "following-sibling", etc)
- All abbreviated forms are supported (".", "//", etc)
- All node types except for namespace are supported
- Predicates are restricted to [N], [path], and [path=literal] forms
- Only a single predicate is supported per path step
- Richer expressions and namespaces are not supported

### 2.27.13 Protobuf Decoder

Plugin Name: **ProtobufDecoder**

The ProtobufDecoder is used for Heka message objects that have been serialized into protocol buffers format. This is the format that Heka uses to communicate with other Heka instances, so one will always be included in your Heka configuration under the name "ProtobufDecoder", whether specified or not. The ProtobufDecoder has no configuration options.

The hekad protocol buffers message schema is defined in the `message.proto` file in the `message` package.

Example:

```
[ProtobufDecoder]
```

See also:

[Protocol Buffers - Google's data interchange format](#)

## 2.27.14 Rsyslog Decoder

New in version 0.5.

Plugin Name: **SandboxDecoder**

File Name: **lua\_decoders/rsyslog.lua**

Parses the rsyslog output using the string based configuration template.

Config:

- **hostname\_keep (boolean, defaults to false)** Always preserve the original ‘Hostname’ field set by Logstreamer’s ‘hostname’ configuration setting.
- **template (string)** The ‘template’ configuration string from rsyslog.conf. [http://rsyslog-5-8-6-doc.neocities.org/rsyslog\\_conf\\_templates.html](http://rsyslog-5-8-6-doc.neocities.org/rsyslog_conf_templates.html)
- **tz (string, optional, defaults to UTC)** If your rsyslog timestamp field in the template does not carry zone offset information, you may set an offset to be applied to your events here. Typically this would be used with the “Traditional” rsyslog formats.

Parsing is done by [Go](#), supports values of “UTC”, “Local”, or a location name corresponding to a file in the IANA Time Zone database, e.g. “America/New\_York”.

*Example Heka Configuration*

```
[RsyslogDecoder]
type = "SandboxDecoder"
filename = "lua_decoders/rsyslog.lua"

[RsyslogDecoder.config]
type = "RSYSLOG_TraditionalFileFormat"
template = '%TIMESTAMP% %HOSTNAME% %syslogtag%%msg:::sp-if-no-1st-sp%%msg:::drop-last-lf%\n'
tz = "America/Los_Angeles"
```

*Example Heka Message*

```
Timestamp 2014-02-10 12:58:58 -0800 PST
Type RSYSLOG_TraditionalFileFormat
Hostname trink-x230
Pid 0
UUID e0eef205-0b64-41e8-a307-5772b05e16c1
Logger RsyslogInput
Payload "imklog 5.8.6, log source = /proc/kmsg started."
EnvVersion
Severity 7
Fields
  name:"programname" value_string:"kernel"
```

### 2.27.15 Sandbox Decoder

Plugin Name: **SandboxDecoder**

The SandboxDecoder provides an isolated execution environment for data parsing and complex transformations without the need to recompile Heka. See [Sandbox](#). Config:

- *Common Sandbox Parameters*

Example

```
[sql_decoder]
type = "SandboxDecoder"
filename = "sql_decoder.lua"
```

### 2.27.16 Scribble Decoder

New in version 0.5.

Plugin Name: **ScribbleDecoder**

The ScribbleDecoder is a trivial decoder that makes it possible to set one or more static field values on every decoded message. It is often used in conjunction with another decoder (i.e. in a MultiDecoder w/ cascade\_strategy set to “all”) to, for example, set the message type of every message to a specific custom value after the messages have been decoded from Protocol Buffers format. Note that this only supports setting the exact same value on every message, if any dynamic computation is required to determine what the value should be, or whether it should be applied to a specific message, a *Sandbox Decoder* using the provided *write\_message* API call should be used instead.

Config:

- **message\_fields:** Subsection defining message fields to populate. Optional representation metadata can be added at the end of the field name using a pipe delimiter i.e. *hostip4* = “192.168.55.55” will create Fields[Host] containing an IPv4 address. Adding a representation string to a standard message header name will cause it to be added as a user defined field, i.e. *Payloadjson* will create Fields[Payload] with a json representation (see [Field Variables](#)). Does not support Timestamp or Uuid.

Example (in MultiDecoder context)

```
[mytypedecoder]
type = "MultiDecoder"
subs = ["ProtobufDecoder", "mytype"]
cascade_strategy = "all"
log_sub_errors = true

[ProtobufDecoder]

[mytype]
type = "ScribbleDecoder"

  [mytype.message_fields]
  Type = "MyType"
```

### 2.27.17 Stats To Fields Decoder

New in version 0.4.

Plugin Name: **StatsToFieldsDecoder**

The StatsToFieldsDecoder will parse time series statistics data in the [graphite message format](#) and encode the data into the message fields, in the same format produced by a *Stat Accumulator Input* plugin with the *emit\_in\_fields* value set to true. This is useful if you have externally generated graphite string data flowing through Heka that you'd like to process without having to roll your own string parsing code.

This decoder has no configuration options. It simply expects to be passed messages with statsd string data in the payload. Incorrect or malformed content will cause a decoding error, dropping the message.

The fields format only contains a single “timestamp” field, so any payloads containing multiple timestamps will end up generating a separate message for each timestamp. Extra messages will be a copy of the original message except a) the payload will be empty and b) the unique timestamp and related stats will be the only message fields.

Example:

```
[StatsToFieldsDecoder]
```

## 2.28 Filters

### 2.28.1 Common Filter Parameters

There are some configuration options that are universally available to all Heka filter plugins. These will be consumed by Heka itself when Heka initializes the plugin and do not need to be handled by the plugin-specific initialization code.

- **message\_matcher (string, optional):** Boolean expression, when evaluated to true passes the message to the filter for processing. Defaults to matching nothing. See: [Message Matcher Syntax](#)
- **message\_signer (string, optional):** The name of the message signer. If specified only messages with this signer are passed to the filter for processing.
- **ticker\_interval (uint, optional):** Frequency (in seconds) that a timer event will be sent to the filter. Defaults to not sending timer events.
- **can\_exit (bool, optional)** New in version 0.7.

Whether or not this plugin can exit without causing Heka to shutdown. Defaults to false for non-sandbox filters, and true for sandbox filters.

### 2.28.2 Circular Buffer Delta Aggregator

New in version 0.5.

Plugin Name: **SandboxFilter**

File Name: **lua\_filters/cbufd\_aggregator.lua**

Collects the circular buffer delta output from multiple instances of an upstream sandbox filter (the filters should all be the same version at least with respect to their cbuf output). The purpose is to recreate the view at a larger scope in each level of the aggregation i.e., host view -> datacenter view -> service level view.

Config:

- **enable\_delta (bool, optional, default false)** Specifies whether or not this aggregator should generate cbuf deltas.
- **anomaly\_config(string)** - (see [Anomaly Detection Module](#)) A list of anomaly detection specifications. If not specified no anomaly detection/alerting will be performed.

- **preservation\_version (uint, optional, default 0)** If `preserve_data = true` is set in the `SandboxFilter` configuration, then this value should be incremented every time the `enable_delta` configuration is changed to prevent the plugin from failing to start during data restoration.

#### Example Heka Configuration

```
[TelemetryServerMetricsAggregator]
type = "SandboxFilter"
message_matcher = "Logger == 'TelemetryServerMetrics' && Fields[payload_type] == 'cbufd'"
ticker_interval = 60
filename = "lua_filters/cbufd_aggregator.lua"
preserve_data = true

[TelemetryServerMetricsAggregator.config]
enable_delta = false
anomaly_config = 'roc("Request Statistics", 1, 15, 0, 1.5, true, false)'
preservation_version = 0
```

### 2.28.3 CBuf Delta Aggregator By Hostname

New in version 0.5.

Plugin Name: **SandboxFilter**

File Name: **lua\_filters/cbufd\_host\_aggregatory.lua**

Collects the circular buffer delta output from multiple instances of an upstream sandbox filter (the filters should all be the same version at least with respect to their cbuf output). Each column from the source circular buffer will become its own graph. i.e., 'Error Count' will become a graph with each host being represented in a column.

Config:

- **max\_hosts (uint)** Pre-allocates the number of host columns in the graph(s). If the number of active hosts exceed this value, the plugin will terminate.
- **rows (uint)** The number of rows to keep from the original circular buffer. Storing all the data from all the hosts is not practical since you will most likely run into memory and output size restrictions (adjust the view down as necessary).
- **host\_expiration (uint, optional, default 120 seconds)** The amount of time a host has to be inactive before it can be replaced by a new host.
- **preservation\_version (uint, optional, default 0)** If `preserve_data = true` is set in the `SandboxFilter` configuration, then this value should be incremented every time the `max_hosts` or `rows` configuration is changed to prevent the plugin from failing to start during data restoration.

#### Example Heka Configuration

```
[TelemetryServerMetricsHostAggregator]
type = "SandboxFilter"
message_matcher = "Logger == 'TelemetryServerMetrics' && Fields[payload_type] == 'cbufd'"
ticker_interval = 60
filename = "lua_filters/cbufd_host_aggregator.lua"
preserve_data = true

[TelemetryServerMetricsHostAggregator.config]
max_hosts = 5
```



```
rows = 60
host_expiration = 120
preservation_version = 0
```

## 2.28.4 Counter Filter

Plugin Name: **CounterFilter**

Once per ticker interval a CounterFilter will generate a message of type *heka.counter-output*. The payload will contain text indicating the number of messages that matched the filter's *message\_matcher* value during that interval (i.e. it counts the messages the plugin received). Every ten intervals an extra message (also of type *heka.counter-output*) goes out, containing an aggregate count and average per second throughput of messages received.

Config:

- **ticker\_interval (int, optional):** Interval between generated counter messages, in seconds. Defaults to 5.

Example:

```
[CounterFilter]
message_matcher = "Type != 'heka.counter-output'"
```

## 2.28.5 Disk Stats Filter

New in version 0.7.

Plugin Name: **SandboxFilter**

File Name: **lua\_filters/diskstats.lua**

Graphs disk IO stats. It automatically converts the running totals of Writes and Reads into rates of the values. The time based fields are left as running totals of the amount of time doing IO. Expects to receive messages with disk IO data embedded in a particular set of message fields which matches what is generated by *Linux Disk Stats Decoder*: WritesCompleted, ReadsCompleted, SectorsWritten, SectorsRead, WritesMerged, ReadsMerged, TimeWriting, TimeReading, TimeDoingIO, WeightedTimeDoingIO, TickerInterval.

Config:

- **rows (uint, optional, default 1440)** Sets the size of the sliding window i.e., 1440 rows representing 60 seconds per row is a 24 sliding hour window with 1 minute resolution.
- **anomaly\_config(string)** - (see *Anomaly Detection Module*)

*Example Heka Configuration*

```
[DiskStatsFilter]
type = "SandboxFilter"
filename = "lua_filters/diskstats.lua"
preserve_data = true
message_matcher = "Type == 'stats.diskstats'"
```

## 2.28.6 Frequent Items

New in version 0.5.

Plugin Name: **SandboxFilter**

File Name: **lua\_filters/frequent\_items.lua**

Calculates the most frequent items in a data stream.

Config:

- **message\_variable (string)** The message variable name containing the items to be counted.
- **max\_items (uint, optional, default 1000)** The maximum size of the sample set (higher will produce a more accurate list).
- **min\_output\_weight (uint, optional, default 100)** Used to reduce the long tail output by only outputting the higher frequency items.
- **reset\_days (uint, optional, default 1)** Resets the list after the specified number of days (on the UTC day boundary). A value of 0 will never reset the list.

*Example Heka Configuration*

```
[FxaAuthServerFrequentIP]
type = "SandboxFilter"
filename = "lua_filters/frequent_items.lua"
ticker_interval = 60
preserve_data = true
message_matcher = "Logger == 'nginx.access' && Type == 'fxa-auth-server'"

[FxaAuthServerFrequentIP.config]
message_variable = "Fields[remote_addr]"
max_items = 10000
min_output_weight = 100
reset_days = 1
```

## 2.28.7 Heka Memory Statistics

New in version 0.6.

Plugin Name: **SandboxFilter**

File Name: **lua\_filters/heka\_memstat.lua**

Graphs the Heka memory statistics using the heka.memstat message generated by pipeline/report.go.

Config:

- **rows (uint, optional, default 1440)** Sets the size of the sliding window i.e., 1440 rows representing 60 seconds per row is a 24 sliding hour window with 1 minute resolution.
- **sec\_per\_row (uint, optional, default 60)** Sets the size of each bucket (resolution in seconds) in the sliding window.
- **anomaly\_config (string, optional)** See *Anomaly Detection Module*.
- **preservation\_version (uint, optional, default 0)** If *preserve\_data = true* is set in the SandboxFilter configuration, then this value should be incremented every time the *rows* or *sec\_per\_row* configuration is changed to prevent the plugin from failing to start during data restoration.

*Example Heka Configuration*

```
[HekaMemstat]
type = "SandboxFilter"
filename = "lua_filters/heka_memstat.lua"
ticker_interval = 60
preserve_data = true
message_matcher = "Type == 'heka.memstat'"
```

## 2.28.8 Heka Message Schema

New in version 0.5.

Plugin Name: **SandboxFilter**

File Name: **lua\_filters/heka\_message\_schema.lua**

Generates documentation for each unique message in a data stream. The output is a hierarchy of Logger, Type, EnvVersion, and a list of associated message field attributes including their counts (number in the brackets). This plugin is meant for data discovery/exploration and should not be left running on a production system.

Config:

<none>

*Example Heka Configuration*

```
[SyncMessageSchema]
type = "SandboxFilter"
filename = "lua_filters/heka_message_schema.lua"
ticker_interval = 60
preserve_data = false
message_matcher = "Logger != 'SyncMessageSchema' && Logger =~ /^Sync/"
```

*Example Output*

```
Sync-1_5-Webserver [54600]
  slf [54600]
    -no version- [54600]
      upstream_response_time (mismatch)
      http_user_agent (string)
      body_bytes_sent (number)
      remote_addr (string)
      request (string)
      upstream_status (mismatch)
      status (number)
      request_time (number)
      request_length (number)
Sync-1_5-SlowQuery [37]
  mysql.slow-query [37]
    -no version- [37]
      Query_time (number)
```

Rows\_examined (number)  
Rows\_sent (number)  
Lock\_time (number)

## 2.28.9 HTTP Status Graph

New in version 0.5.

Plugin Name: **SandboxFilter**

File Name: **lua\_filters/http\_status.lua**

Graphs HTTP status codes using the numeric Fields[status] variable collected from web server access logs.

Config:

- **sec\_per\_row (uint, optional, default 60)** Sets the size of each bucket (resolution in seconds) in the sliding window.
- **rows (uint, optional, default 1440)** Sets the size of the sliding window i.e., 1440 rows representing 60 seconds per row is a 24 sliding hour window with 1 minute resolution.
- **anomaly\_config (string, optional)** See *Anomaly Detection Module*.
- **preservation\_version (uint, optional, default 0)** If *preserve\_data = true* is set in the SandboxFilter configuration, then this value should be incremented every time the *sec\_per\_row* or *rows* configuration is changed to prevent the plugin from failing to start during data restoration.

*Example Heka Configuration*

```
[FxaAuthServerHTTPStatus]
type = "SandboxFilter"
filename = "lua_filters/http_status.lua"
ticker_interval = 60
preserve_data = true
message_matcher = "Logger == 'nginx.access' && Type == 'fxa-auth-server'"

[FxaAuthServerHTTPStatus.config]
sec_per_row = 60
rows = 1440
anomaly_config = 'roc("HTTP Status", 2, 15, 0, 1.5, true, false) roc("HTTP Status", 4, 15, 0, 1.5, t
preservation_version = 0
```

## 2.28.10 Load Average Filter

New in version 0.7.

Plugin Name: **SandboxFilter**

File Name: **lua\_filters/loadavg.lua**

Graphs the load average and process count data. Expects to receive messages containing fields entitled *IMinAvg*, *5MinAvg*, *15MinAvg*, and *NumProcesses*, such as those generated by the *Linux Load Average Decoder*.

Config:

- **sec\_per\_row (uint, optional, default 60)** Sets the size of each bucket (resolution in seconds) in the sliding window.
- **rows (uint, optional, default 1440)** Sets the size of the sliding window i.e., 1440 rows representing 60 seconds per row is a 24 sliding hour window with 1 minute resolution.
- **anomaly\_config (string, optional)** See *Anomaly Detection Module*.
- **preservation\_version (uint, optional, default 0)** If `preserve_data = true` is set in the SandboxFilter configuration, then this value should be incremented every time the `sec_per_row` or `rows` configuration is changed to prevent the plugin from failing to start during data restoration.

*Example Heka Configuration*

```
[LoadAvgFilter]
type = "SandboxFilter"
filename = "lua_filters/loadavg.lua"
ticker_interval = 60
preserve_data = true
message_matcher = "Type == 'stats.loadavg'"
```

## 2.28.11 Memory Stats Filter

New in version 0.7.

Plugin Name: **SandboxFilter**

File Name: **lua\_filters/memstats.lua**

Graphs memory usage statistics. Expects to receive messages with memory usage data embedded in a specific set of message fields, which matches the messages generated by *Linux Memory Stats Decoder*: MemFree, Cached, Active, Inactive, VmallocUsed, Shmem, SwapCached.

Config:

- **sec\_per\_row (uint, optional, default 60)** Sets the size of each bucket (resolution in seconds) in the sliding window.
- **rows (uint, optional, default 1440)** Sets the size of the sliding window i.e., 1440 rows representing 60 seconds per row is a 24 sliding hour window with 1 minute resolution.
- **anomaly\_config (string, optional)** See *Anomaly Detection Module*.
- **preservation\_version (uint, optional, default 0)** If `preserve_data = true` is set in the SandboxFilter configuration, then this value should be incremented every time the `sec_per_row` or `rows` configuration is changed to prevent the plugin from failing to start during data restoration.

*Example Heka Configuration*

```
[MemoryStatsFilter]
type = "SandboxFilter"
filename = "lua_filters/memstats.lua"
ticker_interval = 60
preserve_data = true
message_matcher = "Type == 'stats.memstats'"
```

## 2.28.12 MySQL Slow Query

New in version 0.6.

Plugin Name: **SandboxFilter**

File Name: `lua_filters/mysql_slow_query.lua`

Graphs MySQL slow query data produced by the *MySQL Slow Query Log Decoder*.

Config:

- **sec\_per\_row** (uint, optional, default 60) Sets the size of each bucket (resolution in seconds) in the sliding window.
- **rows** (uint, optional, default 1440) Sets the size of the sliding window i.e., 1440 rows representing 60 seconds per row is a 24 sliding hour window with 1 minute resolution.
- **anomaly\_config** (string, optional) See *Anomaly Detection Module*.
- **preservation\_version** (uint, optional, default 0) If `preserve_data = true` is set in the SandboxFilter configuration, then this value should be incremented every time the `sec_per_row` or `rows` configuration is changed to prevent the plugin from failing to start during data restoration.

*Example Heka Configuration*

```
[Sync-1_5-SlowQueries]
type = "SandboxFilter"
message_matcher = "Logger == 'Sync-1_5-SlowQuery'"
ticker_interval = 60
filename = "lua_filters/mysql_slow_query.lua"

[Sync-1_5-SlowQueries.config]
anomaly_config = 'mww_nonparametric("Statistics", 5, 15, 10, 0.8)'
preservation_version = 0
```

## 2.28.13 Sandbox Filter

Plugin Name: **SandboxFilter**

The sandbox filter provides an isolated execution environment for data analysis. Any output generated by the sandbox is injected into the payload of a new message for further processing or to be output.

Config:

- *Common Filter Parameters*
- *Common Sandbox Parameters*

Example:

```
[hekabench_counter]
type = "SandboxFilter"
message_matcher = "Type == 'hekabench'"
ticker_interval = 1
filename = "counter.lua"
preserve_data = true
profile = false
```

```
[hekabench_counter.config]
rows = 1440
sec_per_row = 60
```

## 2.28.14 Sandbox Manager Filter

Plugin Name: **SandboxManagerFilter**

The SandboxManagerFilter provides dynamic control (start/stop) of sandbox filters in a secure manner without stopping the Heka daemon. Commands are sent to a SandboxManagerFilter using a signed Heka message. The intent is to have one manager per access control group each with their own message signing key. Users in each group can submit a signed control message to manage any filters running under the associated manager. A signed message is not an enforced requirement but it is highly recommended in order to restrict access to this functionality.

### SandboxManagerFilter Settings

- *Common Filter Parameters*
- **working\_directory (string):** The directory where the filter configurations, code, and states are preserved. The directory can be unique or shared between sandbox managers since the filter names are unique per manager. Defaults to a directory in `${BASE_DIR}/sbxmgrs` with a name generated from the plugin name.
- **module\_directory (string):** The directory where 'require' will attempt to load the external Lua modules from. Defaults to `${SHARE_DIR}/lua_modules`.
- **max\_filters (uint):** The maximum number of filters this manager can run.

New in version 0.5.

- **memory\_limit (uint):** The number of bytes managed sandboxes are allowed to consume before being terminated (default 8MiB).
- **instruction\_limit (uint):** The number of instructions managed sandboxes are allowed to execute during the `process_message/timer_event` functions before being terminated (default 1M).
- **output\_limit (uint):** The number of bytes managed sandbox output buffers can hold before being terminated (default 63KiB). Warning: messages exceeding 64KiB will generate an error and be discarded by the standard output plugins (File, TCP, UDP) since they exceed the maximum message size.

Example

```
[OpsSandboxManager]
type = "SandboxManagerFilter"
message_signer = "ops"
# message_matcher = "Type == 'heka.control.sandbox'" # automatic default setting
max_filters = 100
```

## 2.28.15 Stat Filter

Plugin Name: **StatFilter**

Filter plugin that accepts messages of a specified form and uses extracted message data to feed statsd-style numerical metrics in the form of *Stat* objects to a *StatAccumulator*.

Config:

- Metric:

Subsection defining a single metric to be generated. Both the *name* and *value* fields for each metric support interpolation of message field values (from ‘Type’, ‘Hostname’, ‘Logger’, ‘Payload’, or any dynamic field name) with the use of %% delimiters, so *%Hostname%* would be replaced by the message’s Hostname field, and *%Foo%* would be replaced by the first value of a dynamic field called “Foo”:

- **type (string):** Metric type, supports “Counter”, “Timer”, “Gauge”.
  - **name (string):** Metric name, must be unique.
  - **value (string):** Expression representing the (possibly dynamic) value that the *StatFilter* should emit for each received message.
- **stat\_accum\_name (string):** Name of a StatAccumInput instance that this StatFilter will use as its StatAccumulator for submitting generate stat values. Defaults to “StatAccumInput”.

Example:

```
[StatAccumInput]
ticker_interval = 5

[StatsdInput]
address = "127.0.0.1:29301"

[Hits]
type = "StatFilter"
message_matcher = 'Type == "ApacheLogfile"'

[Hits.Metric.bandwidth]
type = "Counter"
name = "httpd.bytes.%Hostname%"
value = "%Bytes%"

[Hits.Metric.method_counts]
type = "Counter"
name = "httpd.hits.%Method%.%Hostname%"
value = "1"
```

---

**Note:** StatFilter requires an available StatAccumInput to be running.

---

## 2.28.16 Stats Graph

New in version 0.7.

Plugin Name: **SandboxFilter**

File Name: **lua\_filters/stat\_graph.lua**

Converts stat values extracted from statmetric messages (see *Stat Accumulator Input*) to circular buffer data and periodically emits messages containing this data to be graphed by a DashboardOutput. Note that this filter expects the stats data to be available in the message fields, so the StatAccumInput *must* be configured with *emit\_in\_fields* set to true for this filter to work correctly.

Config:

- **title (string, optional, default “Stats”):** Title for the graph output generated by this filter.



- **rows (uint, optional, default 300):** The number of rows to store in our circular buffer. Each row represents one time interval.
- **sec\_per\_row (uint, optional, default 1):** The number of seconds in each circular buffer time interval.
- **stats (string):** Space separated list of stat names. Each specified stat will be expected to be found in the fields of the received statmetric messages, and will be extracted and inserted into its own column in the accumulated circular buffer.
- **stat\_labels (string):** Space separated list of header label names to use for the extracted stats. Must be in the same order as the specified stats. Any label longer than 15 characters will be truncated.
- **anomaly\_config (string, optional):** Anomaly detection configuration, see [Anomaly Detection Module](#).
- **preservation\_version (uint, optional, default 0):** If `preserve_data = true` is set in the SandboxFilter configuration, then this value should be incremented every time any edits are made to your `rows`, `sec_per_row`, `stats`, or `stat_labels` values, or else Heka will fail to start because the preserved data will no longer match the filter's data structure.
- **stat\_aggregation (string, optional, default "sum"):**  
**Controls how the column data is aggregated when combining multiple circular buffers.** "sum" - The total is computed for the time/column (default). "min" - The smallest value is retained for the time/column. "max" - The largest value is retained for the time/column. "none" - No aggregation will be performed the column.
- **stat\_unit (string, optional, default "count"):** The unit of measure (maximum 7 characters). Alpha numeric, '/', and '\*' characters are allowed everything else will be converted to underscores. i.e. KiB, Hz, m/s (default: count).

#### Example Heka Configuration

```
[stat-graph]
type = "SandboxFilter"
filename = "lua_filters/stat_graph.lua"
ticker_interval = 10
preserve_data = true
message_matcher = "Type == 'heka.statmetric'"

[stat-graph.config]
title = "Hits and Misses"
rows = 1440
stat_aggregation = "none"
stat_unit = "count"
sec_per_row = 10
stats = "stats.counters.hits.count stats.counters.misses.count"
stat_labels = "hits misses"
anomaly_config = 'roc("Hits and Misses", 1, 15, 0, 1.5, true, false) roc("Hits and Misses", 2, 15, 0, 1.5, true, false)'
preservation_version = 0
```

## 2.28.17 Unique Items

New in version 0.6.

Plugin Name: **SandboxFilter**

File Name: **lua\_filters/unique\_items.lua**

Counts the number of unique items per day e.g. active daily users by uid.

Config:

- **message\_variable (string, required)** The Heka message variable containing the item to be counted.
- **title (string, optional, default “Estimated Unique Daily *message\_variable*”)** The graph title for the cbuf output.
- **enable\_delta (bool, optional, default false)** Specifies whether or not this plugin should generate cbuf deltas. Deltas should be enabled when sharding is used; see: *Circular Buffer Delta Aggregator*.
- **preservation\_version (uint, optional, default 0)** If *preserve\_data = true* is set in the SandboxFilter configuration, then this value should be incremented every time the *enable\_delta* configuration is changed to prevent the plugin from failing to start during data restoration.

*Example Heka Configuration*

```
[FxaActiveDailyUsers]
type = "SandboxFilter"
filename = "lua_filters/unique_items.lua"
ticker_interval = 60
preserve_data = true
message_matcher = "Logger == 'FxaAuth' && Type == 'request.summary' && Fields[path] == '/v1/certificat

[FxaActiveDailyUsers.config]
message_variable = "Fields[uid]"
title = "Estimated Active Daily Users"
preservation_version = 0
```

## 2.29 Encoders

### 2.29.1 Alert Encoder

Plugin Name: **SandboxEncoder**

File Name: **lua\_encoders/alert.lua**

Produces more human readable alert messages.

Config:

<none>

*Example Heka Configuration*

```
[FxaAlert]
type = "SmtOutput"
message_matcher = "Type == 'heka.sandbox-output' && Fields[payload_type] == 'alert' && Logger =~ /^F
send_from = "heka@example.com"
send_to = ["alert@example.com"]
auth = "Plain"
user = "test"
password = "testpw"
host = "localhost:25"
encoder = "AlertEncoder"

[AlertEncoder]
```

```
type = "SandboxEncoder"
filename = "lua_encoders/alert.lua"
```

*Example Output***Timestamp** 2014-05-14T14:20:18Z**Hostname** ip-10-226-204-51**Plugin** FxaBrowserIdHTTPStatus**Alert** HTTP Status - algorithm: roc col: 1 msg: detected anomaly, standard deviation exceeds 1.5

## 2.29.2 CBUF Librato Encoder

New in version 0.8.

**Plugin Name:** **SandboxEncoder****File Name:** **lua\_encoders/cbuf\_librato.lua**

Extracts data from SandboxFilter circular buffer output messages and uses it to generate time series JSON structures that will be accepted by Librato's [POST API](#). It will keep track of the last time it's seen a particular message, keyed by filter name and output name. The first time it sees a new message, it will send data from all of the rows except the last one, which is possibly incomplete. For subsequent messages, the encoder will automatically extract data from all of the rows that have elapsed since the last message was received.

The SandboxEncoder *preserve\_data* setting should be set to true when using this encoder, or else the list of received messages will be lost whenever Heka is restarted, possibly causing the same data rows to be sent to Librato multiple times.

**Config:**

&lt;none&gt;

*Example Heka Configuration*

```
[cbuf_librato_encoder]
type = "SandboxEncoder"
filename = "lua_encoders/cbuf_librato.lua"
preserve_data = true

[librato]
type = "HttpOutput"
message_matcher = "Type == 'heka.sandbox-output' && Fields[payload_type] == 'cbuf'"
encoder = "cbuf_librato_encoder"
address = "https://metrics-api.librato.com/v1/metrics"
username = "username@example.com"
password = "SECRET"
[librato.headers]
Content-Type = ["application/json"]
```

*Example Output*

```
{ "gauges": [ { "value": 12, "measure_time": 1410824950, "name": "HTTP_200", "source": "thor" }, { "value": 1, "measu
```

### 2.29.3 Elasticsearch JSON Encoder

Plugin Name: **ESJsonEncoder**

This encoder serializes a Heka message into a clean JSON format, preceded by a separate JSON structure containing information required for Elasticsearch [BulkAPI](#) indexing. The JSON serialization is done by hand, without the use of Go's stdlib JSON marshallng. This is so serialization can succeed even if the message contains invalid UTF-8 characters, which will be encoded as U+FFFD. Config:

- **index (string):** Name of the ES index into which the messages will be inserted. Supports interpolation of message field values (from 'Type', 'Hostname', 'Pid', 'UUID', 'Logger', 'EnvVersion', 'Severity', a field name, or a timestamp format) with the use of '%{' chars, so '%{Hostname}-%{Logger}-data' would add the records to an ES index called 'some.example.com-processname-data'. Defaults to 'heka-%{2006.01.02}'.
- **type\_name (string):** Name of ES record type to create. Supports interpolation of message field values (from 'Type', 'Hostname', 'Pid', 'UUID', 'Logger', 'EnvVersion', 'Severity', field name, or a timestamp format) with the use of '%{' chars, so '%{Hostname}-stat' would create an ES record with a type of 'some.example.com-stat'. Defaults to 'message'.
- **fields ([]string):** The 'fields' parameter specifies that only specific message data should be indexed into Elasticsearch. Available fields to choose are "Uuid", "Timestamp", "Type", "Logger", "Severity", "Payload", "EnvVersion", "Pid", "Hostname", and "Fields" (where "Fields" causes the inclusion of any and all dynamically specified message fields. Defaults to including all of the supported message fields.
- **timestamp (string):** Format to use for timestamps in generated ES documents. Defaults to "2006-01-02T15:04:05.000Z".
- **es\_index\_from\_timestamp (bool):** When generating the index name use the timestamp from the message instead of the current time. Defaults to false.
- **id (string):** Allows you to optionally specify the document id for ES to use. Useful for overwriting existing ES documents. If the value specified is placed within '%{' , it will be interpolated to its Field value. Default is allow ES to auto-generate the id.
- **raw\_bytes\_fields ([]string):** This specifies a set of fields which will be passed through to the encoded JSON output without any processing or escaping. This is useful for fields which contain embedded JSON objects to prevent the embedded JSON from being escaped as normal strings. Only supports dynamically specified message fields.

Example

```
[ESJsonEncoder]
index = "%{Type}-%{2006.01.02}"
es_index_from_timestamp = true
type_name = "%{Type}"

[ElasticSearchOutput]
message_matcher = "Type == 'nginx.access'"
encoder = "ESJsonEncoder"
flush_interval = 50
```

### 2.29.4 Elasticsearch Logstash V0 Encoder

Plugin Name: **ESLogstashV0Encoder**

This encoder serializes a Heka message into a JSON format, preceded by a separate JSON structure containing information required for Elasticsearch [BulkAPI](#) indexing. The message JSON structure uses the original (i.e. "v0")

schema popularized by [Logstash](#). Using this schema can aid integration with existing Logstash deployments. This schema also plays nicely with the default Logstash dashboard provided by [Kibana](#).

The JSON serialization is done by hand, without using Go's stdlib JSON marshalling. This is so serialization can succeed even if the message contains invalid UTF-8 characters, which will be encoded as U+FFFD. Config:

- **index (string):** Name of the ES index into which the messages will be inserted. Supports interpolation of message field values (from 'Type', 'Hostname', 'Pid', 'UUID', 'Logger', 'EnvVersion', 'Severity', a field name, or a timestamp format) with the use of '%{' chars, so '%{Hostname}-%{Logger}-data' would add the records to an ES index called 'some.example.com-processname-data'. Defaults to 'logstash-%{2006.01.02}'.
- **type\_name (string):** Name of ES record type to create. Supports interpolation of message field values (from 'Type', 'Hostname', 'Pid', 'UUID', 'Logger', 'EnvVersion', 'Severity', field name, or a timestamp format) with the use of '%{' chars, so '%{Hostname}-stat' would create an ES record with a type of 'some.example.com-stat'. Defaults to 'message'.
- **use\_message\_type (bool):** If false, the generated JSON's @type value will match the ES record type specified in the type\_name setting. If true, the message's Type value will be used as the @type value instead. Defaults to false.
- **fields ([]string):** The 'fields' parameter specifies that only specific message data should be indexed into ElasticSearch. Available fields to choose are "Uuid", "Timestamp", "Type", "Logger", "Severity", "Payload", "EnvVersion", "Pid", "Hostname", and "Fields" (where "Fields" causes the inclusion of any and all dynamically specified message fields. Defaults to including all of the supported message fields. The "Payload" field is sent to ElasticSearch as "@message".
- **timestamp (string):** Format to use for timestamps in generated ES documents. Defaults to "2006-01-02T15:04:05.000Z".
- **es\_index\_from\_timestamp (bool):** When generating the index name use the timestamp from the message instead of the current time. Defaults to false.
- **id (string):** Allows you to optionally specify the document id for ES to use. Useful for overwriting existing ES documents. If the value specified is placed within '%{' , it will be interpolated to its Field value. Default is allow ES to auto-generate the id.
- **raw\_bytes\_fields ([]string):** This specifies a set of fields which will be passed through to the encoded JSON output without any processing or escaping. This is useful for fields which contain embedded JSON objects to prevent the embedded JSON from being escaped as normal strings. Only supports dynamically specified message fields.

Example

```
[ESLogstashV0Encoder]
es_index_from_timestamp = true
type_name = "%{Type}"

[ElasticSearchOutput]
message_matcher = "Type == 'nginx.access'"
encoder = "ESLogstashV0Encoder"
flush_interval = 50
```

### 2.29.5 ElasticSearch Payload Encoder

Plugin Name: **SandboxEncoder**

File Name: **lua\_encoders/es\_payload.lua**

Prepends ElasticSearch BulkAPI index JSON to a message payload.

Config:

- **index (string, optional, default “heka-%Y.%m.%d”)** String to use as the `_index` key’s value in the generated JSON. Supports field interpolation as described below.
- **type\_name (string, optional, default “message”)** String to use as the `_type` key’s value in the generated JSON. Supports field interpolation as described below.
- **id (string, optional)** String to use as the `_id` key’s value in the generated JSON. Supports field interpolation as described below.
- **es\_index\_from\_timestamp (boolean, optional)** If true, then any time interpolation (often used to generate the ElasticSeach index) will use the timestamp from the processed message rather than the system time.

Field interpolation:

Data from the current message can be interpolated into any of the string arguments listed above. A `%{}` enclosed field name will be replaced by the field value from the current message. Supported default field names are “Type”, “Hostname”, “Pid”, “UUID”, “Logger”, “EnvVersion”, and “Severity”. Any other values will be checked against the defined dynamic message fields. If no field matches, then a `C strftime` (on non-Windows platforms) or `C89 strftime` (on Windows) time substitution will be attempted.

*Example Heka Configuration*

```
[es_payload]
type = "SandboxEncoder"
filename = "lua_encoders/es_payload.lua"
[es_payload.config]
es_index_from_timestamp = true
index = "%{Logger}-%Y.%m.%d"
type_name = "%{Type}-%{Hostname}"

[ElasticSearchOutput]
message_matcher = "Type == 'mytype'"
encoder = "es_payload"
```

*Example Output*

```
{"index":{"_index":"mylogger-2014.06.05","_type":"mytype-host.domain.com"}}
{"json":"data","extracted":"from","message":"payload"}
```

## 2.29.6 Payload Encoder

Plugin Name: **PayloadEncoder**

The PayloadEncoder simply extracts the payload from the provided Heka message and converts it into a byte stream for delivery to an external resource. Config:

- **append\_newlines (bool, optional):** Specifies whether or not a newline character (i.e. `n`) will be appended to the captured message payload before serialization. Defaults to true.
- **prefix\_ts (bool, optional):** Specifies whether a timestamp will be prepended to the captured message payload before serialization. Defaults to false.
- **ts\_from\_message (bool, optional):** If true, the prepended timestamp will be extracted from the message that is being processed. If false, the prepended timestamp will be generated by the system clock at the time of message processing. Defaults to true. This setting has no impact if `prefix_ts` is set to false.

- **ts\_format (string, optional):** Specifies the format that should be used for prepended timestamps, using Go's standard [time format specification strings](#). Defaults to `[2006/Jan/02:15:04:05 -0700]`. If the specified format string does not end with a space character, then a space will be inserted between the formatted timestamp and the payload.

Example

```
[PayloadEncoder]
append_newlines = false
prefix_ts = true
ts_format = "2006/01/02 3:04:05PM MST"
```

## 2.29.7 Protobuf Encoder

Plugin Name: **ProtobufEncoder**

The ProtobufEncoder is used to serialize Heka message objects back into Heka's standard protocol buffers format. This is the format that Heka uses to communicate with other Heka instances, so one will always be included in your Heka configuration using the default "ProtobufEncoder" name whether specified or not.

The hekad protocol buffers message schema is defined in the *message.proto* file in the *message* package.

Config:

<none>

Example:

```
[ProtobufEncoder]
```

See also:

[Protocol Buffers](#) - Google's data interchange format

## 2.29.8 Restructured Text Encoder

Plugin Name: **RstEncoder**

The RstEncoder generates a [reStructuredText](#) rendering of a Heka message, including all fields and attributes. It is useful for debugging, especially when coupled with a [Log Output](#).

Config:

<none>

Example:

```
[RstEncoder]

[LogOutput]
message_matcher = "TRUE"
encoder = "RstEncoder"
```

## 2.29.9 Sandbox Encoder

Plugin Name: **SandboxEncoder**

The SandboxEncoder provides an isolated execution environment for converting messages into binary data without the need to recompile Heka. See [Sandbox](#). Config:

- *Common Sandbox Parameters*

Example

```
[custom_json_encoder]
type = "SandboxEncoder"
filename = "path/to/custom_json_encoder.lua"

[custom_json_encoder.config]
msg_fields = ["field1", "field2"]
```

## 2.29.10 Schema InfluxDB Encoder

New in version 0.8.

Plugin Name: **SandboxEncoder**

File Name: **lua\_encoders/schema\_influx.lua**

Converts full Heka message contents to JSON for InfluxDB HTTP API. Includes all standard message fields and iterates through all of the dynamically specified fields, skipping any bytes fields or any fields explicitly omitted using the *skip\_fields* config option.

Config:

- **series (string, optional, default “series”)** String to use as the *series* key’s value in the generated JSON. Supports interpolation of field values from the processed message, using *%{fieldname}*. Any *fieldname* values of “Type”, “Payload”, “Hostname”, “Pid”, “Logger”, “Severity”, or “EnvVersion” will be extracted from the the base message schema, any other values will be assumed to refer to a dynamic message field. Only the first value of the first instance of a dynamic message field can be used for series name interpolation. If the dynamic field doesn’t exist, the uninterpolated value will be left in the series name. Note that it is not possible to interpolate either the “Timestamp” or the “Uuid” message fields into the series name, those values will be interpreted as referring to dynamic message fields.
- **skip\_fields (string, optional, default “”)** Space delimited set of fields that should *not* be included in the InfluxDB records being generated. Any *fieldname* values of “Type”, “Payload”, “Hostname”, “Pid”, “Logger”, “Severity”, or “EnvVersion” will be assumed to refer to the corresponding field from the base message schema. Any other values will be assumed to refer to a dynamic message field.
- **multi\_series (boolean, optional, default false)** Instead of submitting all fields to InfluxDB as attributes of a single series, submit a series for each field that sets a “value” attribute to the value of the field. This also sets the name attribute to the series value with the field name appended to it by a “.”. This is the recommended by InfluxDB for v0.9 onwards as it is found to provide better performance when querying and aggregating across multiple series.
- **exclude\_base\_fields (boolean, optional, default false)** Don’t send the base fields to InfluxDB. This saves storage space by not including base fields that are mostly redundant and unused data. If *skip\_fields* includes base fields, this overrides it and will only be relevant for skipping dynamic fields.

*Example Heka Configuration*

```
[influxdb]
type = "SandboxEncoder"
filename = "lua_encoders/schema_influx.lua"

[influxdb.config]
series = "heka.%{Logger}"
```



```

    skip_fields = "Pid EnvVersion"

[InfluxOutput]
message_matcher = "Type == 'influxdb'"
encoder = "influxdb"
type = "HttpOutput"
address = "http://influxdbserver.example.com:8086/db/databasename/series"
username = "influx_username"
password = "influx_password"

```

*Example Output*

```
[{"points": [[1.409378221e+21, "log", "test", "systemName", "TcpInput", 5, 1, "test"]], "name": "heka.MyLogger"}
```

## 2.29.11 StatMetric InfluxDB Encoder

New in version 0.7.

Plugin Name: **SandboxEncoder**

File Name: **lua\_encoders/statmetric\_influx.lua**

Extracts data from message fields in *heka.statmetric* messages generated by a *Stat Accumulator Input* and generates JSON suitable for use with InfluxDB's [HTTP API](#). StatAccumInput must be configured with *emit\_in\_fields = true* for this encoder to work correctly.

Config:

<none>

*Example Heka Configuration*

```

[statmetric-influx-encoder]
type = "SandboxEncoder"
filename = "lua_encoders/statmetric_influx.lua"

[influx]
type = "HttpOutput"
message_matcher = "Type == 'heka.statmetric'"
address = "http://myinfluxserver.example.com:8086/db/stats/series"
encoder = "statmetric-influx-encoder"
username = "influx_username"
password = "influx_password"

```

*Example Output*

```
[{"points": [[1408404848, 78271]], "name": "stats.counters.000000.rate", "columns": ["time", "value"]}, {"po
```

## 2.30 Outputs

:

### 2.30.1 Common Output Parameters

There are some configuration options that are universally available to all Heka output plugins. These will be consumed by Heka itself when Heka initializes the plugin and do not need to be handled by the plugin-specific initialization code.

- **message\_matcher (string, optional):** Boolean expression, when evaluated to true passes the message to the filter for processing. Defaults to matching nothing. See: [Message Matcher Syntax](#)
- **message\_signer (string, optional):** The name of the message signer. If specified only messages with this signer are passed to the filter for processing.
- **ticker\_interval (uint, optional):** Frequency (in seconds) that a timer event will be sent to the filter. Defaults to not sending timer events.
- **encoder (string, optional):** New in version 0.6.

Encoder to be used by the output. This should refer to the name of an encoder plugin section that is specified elsewhere in the TOML configuration. Messages can be encoded using the specified encoder by calling the OutputRunner's *Encode()* method.

- **use\_framing (bool, optional):** New in version 0.6.

Specifies whether or not Heka's [Stream Framing](#) should be applied to the binary data returned from the OutputRunner's *Encode()* method.

- **can\_exit (bool, optional)** New in version 0.7.

Whether or not this plugin can exit without causing Heka to shutdown. Defaults to false.

### 2.30.2 AMQP Output

Plugin Name: **AMQPOutput**

Connects to a remote AMQP broker (RabbitMQ) and sends messages to the specified queue. The message is serialized if specified, otherwise only the raw payload of the message will be sent. As AMQP is dynamically programmable, the broker topology needs to be specified.

Config:

- **url (string):** An AMQP connection string formatted per the [RabbitMQ URI Spec](#).
- **exchange (string):** AMQP exchange name
- **exchange\_type (string):** AMQP exchange type (*fanout*, *direct*, *topic*, or *headers*).
- **exchange\_durability (bool):** Whether the exchange should be configured as a durable exchange. Defaults to non-durable.
- **exchange\_auto\_delete (bool):** Whether the exchange is deleted when all queues have finished and there is no publishing. Defaults to auto-delete.
- **routing\_key (string):** The message routing key used to bind the queue to the exchange. Defaults to empty string.
- **persistent (bool):** Whether published messages should be marked as persistent or transient. Defaults to non-persistent.
- **retries (RetryOptions, optional):** A sub-section that specifies the settings to be used for restart behavior. See [Configuring Restarting Behavior](#)

New in version 0.6.

- **content\_type (string):** MIME content type of the payload used in the AMQP header. Defaults to "application/hekad".

- **encoder (string, optional)** Specifies which of the registered encoders should be used for converting Heka messages to binary data that is sent out over the AMQP connection. Defaults to the always available “ProtoBufEncoder”.
- **use\_framing (bool, optional):** Specifies whether or not the encoded data sent out over the TCP connection should be delimited by Heka’s *Stream Framing*. Defaults to true.

New in version 0.6.

- **tls (TlsConfig):** An optional sub-section that specifies the settings to be used for any SSL/TLS encryption. This will only have any impact if *URL* uses the *AMQPS* URI scheme. See *Configuring TLS*.

Example (that sends log lines from the logger):

```
[AMQPOutput]
url = "amqp://guest:guest@rabbitmq/"
exchange = "testout"
exchange_type = "fanout"
message_matcher = 'Logger == "TestWebserver"'
```

### 2.30.3 Carbon Output

Plugin Name: **CarbonOutput**

CarbonOutput plugins parse the “stat metric” messages generated by a StatAccumulator and write the extracted counter, timer, and gauge data out to a *graphite* compatible *carbon* daemon. Output is written over a TCP or UDP socket using the *plaintext* protocol.

Config:

- **address (string):** An IP address:port on which this plugin will write to. (default: “localhost:2003”)

New in version 0.5.

- **protocol (string):** “tcp” or “udp” (default: “tcp”)
- **tcp\_keep\_alive (bool)** if set, keep the TCP connection open and reuse it until a failure; then retry (default: false)

Example:

```
[CarbonOutput]
message_matcher = "Type == 'heka.statmetric'"
address = "localhost:2003"
protocol = "udp"
```

### 2.30.4 Dashboard Output

Plugin Name: **DashboardOutput**

Specialized output plugin that listens for certain Heka reporting message types and generates JSON data which is made available via HTTP for use in web based dashboards and health reports.

Config:

- **ticker\_interval (uint):** Specifies how often, in seconds, the dashboard files should be updated. Defaults to 5.
- **message\_matcher (string):** Defaults to “Type == ‘heka.all-report’ || Type == ‘heka.sandbox-output’ || Type == ‘heka.sandbox-terminated’”. Not recommended to change this unless you know what you’re doing.
- **address (string):** An IP address:port on which we will serve output via HTTP. Defaults to “0.0.0.0:4352”.

- **working\_directory (string):** File system directory into which the plugin will write data files and from which it will serve HTTP. The Heka process must have read / write access to this directory. Relative paths will be evaluated relative to the Heka base directory. Defaults to `$(BASE_DIR)/dashboard`.
- **static\_directory (string):** File system directory where the Heka dashboard source code can be found. The Heka process must have read access to this directory. Relative paths will be evaluated relative to the Heka base directory. Defaults to `$(SHARE_DIR)/dasher`.

New in version 0.7.

- **headers (subsection, optional):** It is possible to inject arbitrary HTTP headers into each outgoing response by adding a TOML subsection entitled “headers” to your `HttpOutput` config section. All entries in the subsection must be a list of string values.

Example:

```
[DashboardOutput]
ticker_interval = 30
```

### 2.30.5 Elasticsearch Output

Plugin Name: **ElasticSearchOutput**

Output plugin that uses HTTP or UDP to insert records into an Elasticsearch database. Note that it is up to the specified encoder to both serialize the message into a JSON structure *and* to prepend that with the appropriate Elasticsearch [BulkAPI](#) indexing JSON. Usually this output is used in conjunction with an Elasticsearch-specific encoder plugin, such as *ElasticSearch JSON Encoder*, *ElasticSearch Logstash V0 Encoder*, or *ElasticSearch Payload Encoder*.

Config:

- **flush\_interval (int):** Interval at which accumulated messages should be bulk indexed into Elasticsearch, in milliseconds. Defaults to 1000 (i.e. one second).
- **flush\_count (int):** Number of messages that, if processed, will trigger them to be bulk indexed into Elasticsearch. Defaults to 10.
- **server (string):** Elasticsearch server URL. Supports `http://`, `https://` and `udp://` urls. Defaults to “`http://localhost:9200`”.
- **connect\_timeout (int):** Time in milliseconds to wait for a server name resolving and connection to ES. It’s included in an overall time (see ‘`http_timeout`’ option), if they both are set. Default is 0 (no timeout).
- **http\_timeout (int):** Time in milliseconds to wait for a response for each http post to ES. This may drop data as there is currently no retry. Default is 0 (no timeout).
- **http\_disable\_keepalives (bool):** Specifies whether or not re-using of established TCP connections to Elasticsearch should be disabled. Defaults to false, that means using both HTTP keep-alive mode and TCP keep-alives. Set it to true to close each TCP connection after ‘flushing’ messages to Elasticsearch.
- **username (string):** The username to use for HTTP authentication against the Elasticsearch host. Defaults to “” (i. e. no authentication).
- **password (string):** The password to use for HTTP authentication against the Elasticsearch host. Defaults to “” (i. e. no authentication).

New in version 0.9.

- **tls (TlsConfig):** An optional sub-section that specifies the settings to be used for any SSL/TLS encryption. This will only have any impact if `URL` uses the `HTTPS` URI scheme. See [Configuring TLS](#).
- **use\_buffering (bool, optional):** Buffer records to a disk-backed buffer on the Heka server before writing them to Elasticsearch. Defaults to true.

- **queue\_max\_buffer\_size (uint64, optional):** Defines maximum queue buffer size, in bytes. Defaults to 0, which means no max.
- **queue\_full\_action (string, optional):** Specifies how Heka should behave when the queue reaches the specified maximum capacity. There are currently three possible actions:
  - *shutdown* - Shuts down Heka.
  - *drop* - New messages are dropped until queue is available again. Already queued messages are unaffected.
  - *block* - Blocks processing of messages, tries to push last message until its possible.

Defaults to *shutdown*.

Example:

```
[ElasticSearchOutput]
message_matcher = "Type == 'sync.log'"
server = "http://es-server:9200"
flush_interval = 5000
flush_count = 10
encoder = "ESJsonEncoder"
```

## 2.30.6 File Output

Plugin Name: **FileOutput**

Writes message data out to a file system.

Config:

- **path (string):** Full path to the output file. If date rotation is in use, then the output file path can support Go's time.Format syntax to embed timestamps in the file path: <http://golang.org/pkg/time/#Time.Format>
- **perm (string, optional):** File permission for writing. A string of the octal digit representation. Defaults to "644".
- **folder\_perm (string, optional):** Permissions to apply to directories created for FileOutput's parent directory if it doesn't exist. Must be a string representation of an octal integer. Defaults to "700".
- **flush\_interval (uint32, optional):** Interval at which accumulated file data should be written to disk, in milliseconds (default 1000, i.e. 1 second). Set to 0 to disable.
- **flush\_count (uint32, optional):** Number of messages to accumulate until file data should be written to disk (default 1, minimum 1).
- **flush\_operator (string, optional):** Operator describing how the two parameters "flush\_interval" and "flush\_count" are combined. Allowed values are "AND" or "OR" (default is "AND").

New in version 0.6.

- **use\_framing (bool, optional):** Specifies whether or not the encoded data sent out over the TCP connection should be delimited by Heka's *Stream Framing*. Defaults to true if a ProtobufEncoder is used, false otherwise.

New in version 0.9.

- **rotation\_interval (uint32, optional):** Interval at which the output file should be rotated, in hours. Only the following values are allowed: 0, 1, 4, 12, 24 (set to 0 to disable). The files will be named relative to midnight of the day. Defaults to 0, i.e. disabled.

Example:

```
[counter_file]
type = "FileOutput"
message_matcher = "Type == 'heka.counter-output'"
path = "/var/log/heka/counter-output.log"
perm = "666"
flush_count = 100
flush_operator = "OR"
encoder = "PayloadEncoder"
```

New in version 0.6.

## 2.30.7 HTTP Output

Plugin Name: **HttpOutput**

A very simple output plugin that uses HTTP GET, POST, or PUT requests to deliver data to an HTTP endpoint. When using POST or PUT request methods the encoded output will be uploaded as the request body. When using GET the encoded output will be ignored.

This output doesn't support any request batching; each received message will generate an HTTP request. Batching can be achieved by use of a filter plugin that accumulates message data, periodically emitting a single message containing the batched, encoded HTTP request data in the payload. An `HttpOutput` can then be configured to capture these batch messages, using a *Payload Encoder* to extract the message payload.

For now the `HttpOutput` only supports statically defined request parameters (URL, headers, auth, etc.). Future iterations will provide a mechanism for dynamically specifying these values on a per-message basis.

Config:

- **address (string):** URL address of HTTP server to which requests should be sent. Must begin with “[http://](#)” or “[https://](#)”.
- **method (string, optional):** HTTP request method to use, must be one of GET, POST, or PUT. Defaults to POST.
- **username (string, optional):** If specified, HTTP Basic Auth will be used with the provided user name.
- **password (string, optional):** If specified, HTTP Basic Auth will be used with the provided password.
- **headers (subsection, optional):** It is possible to inject arbitrary HTTP headers into each outgoing request by adding a TOML subsection entitled “headers” to your `HttpOutput` config section. All entries in the subsection must be a list of string values.
- **http\_timeout(uint, optional):** Time in milliseconds to wait for a response for each http request. This may drop data as there is currently no retry. Default is 0 (no timeout)
- **tls (subsection, optional):** A sub-section that specifies the settings to be used for any SSL/TLS encryption. This will only have any impact if an “[https://](#)” address is used. See *[Configuring TLS](#)*.

Example:

```
[PayloadEncoder]

[influxdb]
type = "HttpOutput"
message_matcher = "Type == 'influx.formatted'"
address = "http://influxdb.example.com:8086/db/stats/series"
encoder = "PayloadEncoder"
username = "MyUserName"
password = "MyPassword"
```

### 2.30.8 IRC Output

Plugin Name: **IrcOutput**

Connects to an Irc Server and sends messages to the specified Irc channels. Output is encoded using the specified encoder, and expects output to be properly truncated to fit within the bounds of an Irc message before being receiving the output.

Config:

- **server (string):** A host:port of the irc server that Heka will connect to for sending output.
- **nick (string):** Irc nick used by Heka.
- **ident (string):** The Irc identity used to login with by Heka.
- **password (string, optional):** The password used to connect to the Irc server.
- **channels (list of strings):** A list of Irc channels which every matching Heka message is sent to. If there is a space in the channel string, then the part after the space is expected to be a password for a protected irc channel.
- **timeout (uint, optional):** The maximum amount of time (in seconds) to wait before timing out when connect, reading, or writing to the Irc server. Defaults to 10.
- **tls (TlsConfig, optional):** A sub-section that specifies the settings to be used for any SSL/TLS encryption. This will only have any impact if *use\_tls* is set to true. See [Configuring TLS](#).
- **queue\_size (uint, optional):** This is the maximum amount of messages Heka will queue per Irc channel before discarding messages. There is also a queue of the same size used if all per-irc channel queues are full. This is used when Heka is unable to send a message to an Irc channel, such as when it hasn't joined or has been disconnected. Defaults to 100.
- **rejoin\_on\_kick (bool, optional):** Set this if you want Heka to automatically re-join an Irc channel after being kicked. If not set, and Heka is kicked, it will not attempt to rejoin ever. Defaults to false.
- **ticker\_interval (uint, optional):** How often (in seconds) heka should send a message to the server. This is on a per message basis, not per channel. Defaults to 2.
- **time\_before\_reconnect (uint, optional):** How long to wait (in seconds) before reconnecting to the Irc server after being disconnected. Defaults to 3.
- **time\_before\_rejoin (uint, optional):** How long to wait (in seconds) before attempting to rejoin an Irc channel which is full. Defaults to 3.
- **max\_join\_retries (uint, optional):** The maximum amount of attempts Heka will attempt to join an Irc channel before giving up. After attempts are exhausted, Heka will no longer attempt to join the channel. Defaults to 3.
- **verbose\_irc\_logging (bool, optional):** Enable to see raw internal message events Heka is receiving from the server. Defaults to false.
- **encoder (string):** Specifies which of the registered encoders should be used for converting Heka messages into what is sent to the irc channels.
- **retries (RetryOptions, optional):** A sub-section that specifies the settings to be used for restart behavior. See [Configuring Restarting Behavior](#)

Example:

```
[IrcOutput]
message_matcher = 'Type == "alert"'
encoder = "PayloadEncoder"
server = "irc.mozilla.org:6667"
```

```
nick = "heka_bot"
ident = "heka_ident"
channels = [ "#heka_bot_irc testkeypassword" ]
rejoin_on_kick = true
queue_size = 200
ticker_interval = 1
```

## 2.30.9 Kafka Output

Plugin Name: **KafkaOutput**

Connects to a Kafka broker and sends messages to the specified topic.

Config:

- **id (string)** Client ID string. Default is the hostname.
- **addrs ([]string)** List of brokers addresses.
- **metadata\_retries (int)** How many times to retry a metadata request when a partition is in the middle of leader election. Default is 3.
- **wait\_for\_election (uint32)** How long to wait for leader election to finish between retries (in milliseconds). Default is 250.
- **background\_refresh\_frequency (uint32)** How frequently the client will refresh the cluster metadata in the background (in milliseconds). Default is 600000 (10 minutes). Set to 0 to disable.
- **max\_open\_requests (int)** How many outstanding requests the broker is allowed to have before blocking attempts to send. Default is 4.
- **dial\_timeout (uint32)** How long to wait for the initial connection to succeed before timing out and returning an error (in milliseconds). Default is 60000 (1 minute).
- **read\_timeout (uint32)** How long to wait for a response before timing out and returning an error (in milliseconds). Default is 60000 (1 minute).
- **write\_timeout (uint32)** How long to wait for a transmit to succeed before timing out and returning an error (in milliseconds). Default is 60000 (1 minute).
- **partitioner (string)** Chooses the partition to send messages to. The valid values are *Random*, *RoundRobin*, *Hash*. Default is *Random*.
- **hash\_variable (string)** The message variable used for the Hash partitioner only. The variables are restricted to *Type*, *Logger*, *Hostname*, *Payload* or any of the message's dynamic field values. All dynamic field values will be converted to a string representation. Field specifications are the same as with the [Message Matcher Syntax](#) e.g. `Fields[foo][0][0]`.
- **topic\_variable (string)** The message variable used as the Kafka topic (cannot be used in conjunction with the 'topic' configuration). The variable restrictions are the same as the `hash_variable`.
- **topic (string)** A static Kafka topic (cannot be used in conjunction with the 'topic\_variable' configuration).
- **required\_acks (string)** The level of acknowledgement reliability needed from the broker. The valid values are *NoResponse*, *WaitForLocal*, *WaitForAll*. Default is *WaitForLocal*.
- **timeout (uint32)** The maximum duration the broker will wait for the receipt of the number of `RequiredAcks` (in milliseconds). This is only relevant when `RequiredAcks` is set to *WaitForAll*. Default is no timeout.
- **compression\_codec (string)** The type of compression to use on messages. The valid values are *None*, *GZIP*, *Snappy*. Default is *None*.



- **max\_buffer\_time (uint32)** The maximum duration to buffer messages before triggering a flush to the broker (in milliseconds). Default is 1.
- **max\_buffered\_bytes (uint32)** The threshold number of bytes buffered before triggering a flush to the broker. Default is 1.
- **back\_pressure\_threshold\_bytes (uint32)** The maximum number of bytes allowed to accumulate in the buffer before back-pressure is applied to QueueMessage. Without this, queueing messages too fast will cause the producer to construct requests larger than the MaxRequestSize (100 MiB). Default is 50 \* 1024 \* 1024 (50 MiB), cannot be more than (MaxRequestSize - 10 KiB).

Example (send various Fxa messages to a static Fxa topic):

```
[FxaKafkaOutput]
type = "KafkaOutput"
message_matcher = "Logger == 'FxaAuthWebserver' || Logger == 'FxaAuthServer'"
topic = "Fxa"
addrs = ["localhost:9092"]
encoder = "ProtobufEncoder"
```

### 2.30.10 Log Output

Plugin Name: **LogOutput**

Logs messages to stdout using Go's *log* package.

Config:

<none>

Example:

```
[counter_output]
type = "LogOutput"
message_matcher = "Type == 'heka.counter-output'"
encoder = "PayloadEncoder"
```

### 2.30.11 Nagios Output

Plugin Name: **NagiosOutput**

Specialized output plugin that listens for Nagios external command message types and delivers passive service check results to Nagios using either HTTP requests made to the Nagios cmd.cgi API or the use of the *send\_ncsa* binary. The message payload must consist of a state followed by a colon and then the message e.g., “OK:Service is functioning properly”. The valid states are: OK|WARNING|CRITICAL|UNKNOWN. Nagios must be configured with a service name that matches the Heka plugin instance name and the hostname where the plugin is running.

Config:

- **url (string, optional):** An HTTP URL to the Nagios cmd.cgi. Defaults to <http://localhost/nagios/cgi-bin/cmd.cgi>.
- **username (string, optional):** Username used to authenticate with the Nagios web interface. Defaults to empty string.
- **password (string, optional):** Password used to authenticate with the Nagios web interface. Defaults to empty string.
- **response\_header\_timeout (uint, optional):** Specifies the amount of time, in seconds, to wait for a server's response headers after fully writing the request. Defaults to 2.

- **nagios\_service\_description (string, optional):** Must match Nagios service's `service_description` attribute. Defaults to the name of the output.
- **nagios\_host (string, optional):** Must match the hostname of the server in nagios. Defaults to the `Hostname` attribute of the message.
- **send\_nsca\_bin (string, optional):** New in version 0.5.  
Use `send_nsca` program, as provided, rather than sending HTTP requests. Not supplying this value means HTTP will be used, and any other `send_nsca_*` settings will be ignored.
- **send\_nsca\_args ([string, optional]):** New in version 0.5.  
Arguments to use with `send_nsca`, usually at least the nagios hostname, e.g. `["-H", "nagios.somehost.com"]`. Defaults to an empty list.
- **send\_nsca\_timeout (int, optional):** New in version 0.5.  
Timeout for the `send_nsca` command, in seconds. Defaults to 5.
- **use\_tls (bool, optional):** New in version 0.5.  
Specifies whether or not SSL/TLS encryption should be used for the TCP connections. Defaults to false.
- **tls (TlsConfig, optional):** New in version 0.5.  
A sub-section that specifies the settings to be used for any SSL/TLS encryption. This will only have any impact if `use_tls` is set to true. See [Configuring TLS](#).

Example configuration to output alerts from SandboxFilter plugins:

```
[NagiosOutput]
url = "http://localhost/nagios/cgi-bin/cmd.cgi"
username = "nagiosadmin"
password = "nagiospw"
message_matcher = "Type == 'heka.sandbox-output' && Fields[payload_type] == 'nagios-external-command'"
```

Example Lua code to generate a Nagios alert:

```
inject_payload("nagios-external-command", "PROCESS_SERVICE_CHECK_RESULT", "OK:Alerts are working!")
```

## 2.30.12 Sandbox Output

New in version 0.9.

Plugin Name: **SandboxOutput**

The `SandboxOutput` provides a flexible execution environment for data encoding and transmission without the need to recompile Heka. See [Sandbox](#). Config:

- The common output configuration parameter 'encoder' is ignored since all data transformation should happen in the plugin.
- *Common Sandbox Parameters*

Example

```
[SandboxFileOutput]
type = "SandboxOutput"
filename = "fileoutput.lua"

[SandboxFileOutput.config]
path = "mylog.txt"
```

### 2.30.13 SMTP Output

Plugin Name: **SmtpOutput**

New in version 0.5.

Outputs a Heka message in an email. The message subject is the plugin name and the message content is controlled by the `payload_only` setting. The primary purpose is for email alert notifications e.g., PagerDuty.

Config:

- **send\_from (string)** The email address of the sender. (default: “heka@localhost.localdomain”)
- **send\_to (array of strings)** An array of email addresses where the output will be sent to.
- **subject (string)** Custom subject line of email. (default: “Heka [SmtpOutput]”)
- **host (string)** SMTP host to send the email to (default: “127.0.0.1:25”)
- **auth (string)** SMTP authentication type: “none”, “Plain”, “CRAMMD5” (default: “none”)
- **user (string, optional)** SMTP user name
- **password (string, optional)** SMTP user password

New in version 0.9.

- **send\_interval (uint, optional)** Minimum time interval between each email, in seconds. First email in an interval goes out immediately, subsequent messages in the same interval are concatenated and all sent when the interval expires. Defaults to 0, meaning all emails are sent immediately.

Example:

```
[FxaAlert]
type = "SmtpOutput"
message_matcher = "((Type == 'heka.sandbox-output' && Fields[payload_type] == 'alert') || Type == 'heka.sandbox-output' && Fields[payload_type] == 'alert')
send_from = "heka@example.com"
send_to = ["alert@example.com"]
auth = "Plain"
user = "test"
password = "testpw"
host = "localhost:25"
encoder = "AlertEncoder"
```

### 2.30.14 TCP Output

Plugin Name: **TcpOutput**

Output plugin that delivers Heka message data to a listening TCP connection. Can be used to deliver messages from a local running Heka agent to a remote Heka instance set up as an aggregator and/or router, or to any other arbitrary listening TCP server that knows how to process the encoded data.

Config:

- **address (string):** An IP address:port to which we will send our output data.
- **use\_tls (bool, optional):** Specifies whether or not SSL/TLS encryption should be used for the TCP connections. Defaults to false.

New in version 0.5.

- **tls (TlsConfig, optional):** A sub-section that specifies the settings to be used for any SSL/TLS encryption. This will only have any impact if `use_tls` is set to true. See [Configuring TLS](#).

- **ticker\_interval (uint, optional):** Specifies how often, in seconds, the output queue files are rolled. Defaults to 300.

New in version 0.6.

- **local\_address (string, optional):** A local IP address to use as the source address for outgoing traffic to this destination. Cannot currently be combined with TLS connections.
- **encoder (string, optional):** Specifies which of the registered encoders should be used for converting Heka messages to binary data that is sent out over the TCP connection. Defaults to the always available “ProtobufEncoder”.
- **use\_framing (bool, optional):** Specifies whether or not the encoded data sent out over the TCP connection should be delimited by Heka’s *Stream Framing*. Defaults to true if a ProtobufEncoder is used, false otherwise.
- **keep\_alive (bool):** Specifies whether or not [TCP keepalive](#) should be used for established TCP connections. Defaults to false.
- **keep\_alive\_period (int):** Time duration in seconds that a TCP connection will be maintained before keepalive probes start being sent. Defaults to 7200 (i.e. 2 hours).

New in version 0.9.

- **queue\_max\_buffer\_size (uint64):** Defines maximum queue buffer size, in bytes. Defaults to 0, which means no max.
- **queue\_full\_action (string, optional):** Specifies how Heka should behave when the queue reaches the specified maximum capacity. There are currently three possible actions:
  - *shutdown*: Shutdowns heka.
  - *drop*: Messages are dropped until queue is available again. Already queued messages are unaffected.
  - *block*: Blocks processing of messages, tries to push last message until its possible.

Defaults to *shutdown*.

Example:

```
[aggregator_output]
type = "TcpOutput"
address = "heka-aggregator.mydomain.com:55"
local_address = "127.0.0.1"
message_matcher = "Type != 'logfile' && Type != 'heka.counter-output' && Type != 'heka.all-report'"
```

### 2.30.15 UDP Output

New in version 0.7.

Plugin Name: **UdpOutput**

Output plugin that delivers Heka message data to a specified UDP or Unix datagram socket location.

Config:

- **net (string, optional):** Network type to use for communication. Must be one of “udp”, “udp4”, “udp6”, or “unixgram”. “unixgram” option only available on systems that support Unix datagram sockets. Defaults to “udp”.
- **address (string):** Address to which we will be sending the data. Must be IP:port for net types of “udp”, “udp4”, or “udp6”. Must be a path to a Unix datagram socket file for net type “unixgram”.

- **local\_address (string, optional):** Local address to use on the datagram packets being generated. Must be IP:port for net types of “udp”, “udp4”, or “udp6”. Must be a path to a Unix datagram socket file for net type “unixgram”.
- **encoder (string):** Name of registered encoder plugin that will extract and/or serialized data from the Heka message.
- **max\_message\_size (int):** Maximum size of message that is allowed to be sent via UdpOutput. Messages which exceeds this limit will be dropped. Defaults to 65507 (the limit for UDP packets in IPv4).

Example:

```
[PayloadEncoder]

[UdpOutput]
address = "myserver.example.com:34567"
encoder = "PayloadEncoder"
```

## 2.30.16 Whisper Output

Plugin Name: **WhisperOutput**

WhisperOutput plugins parse the “statmetric” messages generated by a StatAccumulator and write the extracted counter, timer, and gauge data out to a [graphite](#) compatible [whisper database](#) file tree structure.

Config:

- **base\_path (string):** Path to the base directory where the whisper file tree will be written. Absolute paths will be honored, relative paths will be calculated relative to the Heka base directory. Defaults to “whisper” (i.e. “\$(BASE\_DIR)/whisper”).
- **default\_agg\_method (int):** Default aggregation method to use for each whisper output file. Supports the following values:
  0. Unknown aggregation method.
  1. Aggregate using averaging. (default)
  2. Aggregate using summation.
  3. Aggregate using last received value.
  4. Aggregate using maximum value.
  5. Aggregate using minimum value.
- **default\_archive\_info ([[]int]):** Default specification for new whisper db archives. Should be a sequence of 3-tuples, where each tuple describes a time interval’s storage policy: [<offset> <# of secs per datapoint> <# of datapoints>] (see whisper docs for more info). Defaults to:

```
[ [0, 60, 1440], [0, 900, 8], [0, 3600, 168], [0, 43200, 1456] ]
```

The above defines four archive sections. The first uses 60 seconds for each of 1440 data points, which equals one day of retention. The second uses 15 minutes for each of 8 data points, for two hours of retention. The third uses one hour for each of 168 data points, or 7 days of retention. Finally, the fourth uses 12 hours for each of 1456 data points, representing two years of data.

- **folder\_perm (string):** Permission mask to be applied to folders created in the whisper database file tree. Must be a string representation of an octal integer. Defaults to “700”.

Example:

```
[WhisperOutput]
message_matcher = "Type == 'heka.statmetric'"
default_agg_method = 3
default_archive_info = [ [0, 30, 1440], [0, 900, 192], [0, 3600, 168], [0, 43200, 1456] ]
folder_perm = "755"
```

### 2.30.17 See Also

hekad(1), hekad.config(5)

## 2.31 hekad

### 2.31.1 Synopsis

hekad [-version] [-config *config\_file*]

### 2.31.2 Description

Heka is an open source stream processing software system developed by [Mozilla](#). Heka is a “Swiss Army Knife” type tool for data processing, useful for a wide variety of different tasks, such as:

- Loading and parsing log files from a file system.
- Accepting [statsd](#) type metrics data for aggregation and forwarding to upstream time series data stores such as [graphite](#) or [InfluxDB](#).
- Launching external processes to gather operational data from the local system.
- Performing real time analysis, graphing, and anomaly detection on any data flowing through the Heka pipeline.
- Shipping data from one location to another via the use of an external transport (such as AMQP) or directly (via TCP).
- Delivering processed data to one or more persistent data stores.

The following resources are available to those who would like to ask questions, report problems, or learn more:

- Mailing List: <https://mail.mozilla.org/listinfo/heka>
- Issue Tracker: <https://github.com/mozilla-services/heka/issues>
- Github Project: <https://github.com/mozilla-services/heka/>
- IRC: #heka channel on [irc.mozilla.org](https://irc.mozilla.org)

Heka is a heavily plugin based system. Common operations such as adding data to Heka, processing it, and writing it out are implemented as plugins. Heka ships with numerous plugins for performing common tasks.

There are six different types of Heka plugins:

#### *Inputs*

Input plugins acquire data from the outside world and inject it into the Heka pipeline. They can do this by reading files from a file system, actively making network connections to acquire data from remote servers, listening on a network socket for external actors to push data in, launching processes on the local system to gather arbitrary data, or any other mechanism.

Input plugins must be written in Go.

### Splitters

Splitter plugins receive the data that is being acquired by an input plugin and slice it up into individual records. They must be written in Go.

### Decoders

Decoder plugins convert data that comes in through the Input plugins to Heka's internal Message data structure. Typically decoders are responsible for any parsing, deserializing, or extracting of structure from unstructured data that needs to happen.

Decoder plugins can be written entirely in Go, or the core logic can be written in sandboxed Lua code.

### Filters

Filter plugins are Heka's processing engines. They are configured to receive messages matching certain specific characteristics (using Heka's *Message Matcher Syntax*) and are able to perform arbitrary monitoring, aggregation, and/or processing of the data. Filters are also able to generate new messages that can be reinjected into the Heka pipeline, such as summary messages containing aggregate data, notification messages in cases where suspicious anomalies are detected, or circular buffer data messages that will show up as real time graphs in Heka's dashboard.

Filters can be written entirely in Go, or the core logic can be written in sandboxed Lua code. It is also possible to configure Heka to allow Lua filters to be dynamically injected into a running Heka instance without needing to reconfigure or restart the Heka process, nor even to have shell access to the server on which Heka is running.

### Encoders

Encoder plugins are the inverse of Decoders. They generate arbitrary byte streams using data extracted from Heka Message structs. Encoders are embedded within Output plugins; Encoders handle the serialization, Outputs handle the details of interacting with the outside world.

Encoder plugins can be written entirely in Go, or the core logic can be written in sandboxed Lua code.

### Outputs

Output plugins send data that has been serialized by an Encoder to some external destination. They handle all of the details of interacting with the network, filesystem, or any other outside resource. They are, like Filters, configured using Heka's *Message Matcher Syntax* so they will only receive and deliver messages matching certain characteristics.

Output plugins must be written in Go.

Information about developing plugins in Go can be found in the *Extending Heka* section. Details about using Lua sandboxes for Decoder, Filter, and Encoder plugins can be found in the *Sandbox* section.

## 2.31.3 Options

**-version** Output the version number, then exit.

**-config *config\_path*** Specify the configuration file or directory to use; the default is `/etc/hekad.toml`. If *config\_path* resolves to a directory, all files in that directory must be valid TOML files. (See `hekad.config(5)`.)

## 2.31.4 Files

`/etc/hekad.toml` configuration file

### 2.31.5 See Also

hekad.config(5), hekad.plugin(5)



---

## Indices and tables

---

- [search](#)
- [Glossary](#)
- [Changelog](#)



## H

hekad, [174](#)

## M

Message, [174](#)

Message matcher, [174](#)

## P

Pipeline, [174](#)

PipelinePack, [174](#)

Plugin, [174](#)

PluginChanSize, [174](#)

PluginHelper, [174](#)

PluginRunner, [174](#)

PoolSize, [174](#)

## R

Router, [174](#)